



## Board Meeting Agenda

Russ Baggerly, Director  
 Angelo Spandrio, Director  
 Brian Brennan, Director

Pete Kaiser, Director  
 James Word, Director

### CASITAS MUNICIPAL WATER DISTRICT

Meeting to be held at the  
 Casitas Board Room  
 1055 Ventura Ave.  
 Oak View, CA 93022  
 June 26, 2019 @ 3:00 P.M.

Right to be heard: Members of the public have a right to address the Board directly on any item of interest to the public which is within the subject matter jurisdiction of the Board. The request to be heard should be made immediately before the Board's consideration of the item. No action shall be taken on any item not appearing on the agenda unless the action is otherwise authorized by subdivision (b) of §54954.2 of the Government Code and except that members of a legislative body or its staff may briefly respond to statements made or questions posed by persons exercising their public testimony rights under section 54954.3 of the Government Code.

Special Accommodations: If you require special accommodations for attendance at or participation in this meeting, please notify our office 24 hours in advance at (805) 649-2251, ext. 113. (Govt. Code Section 54954.1 and 54954.2(a)).

1. Call to Order
2. Roll Call
3. Pledge of Allegiance
4. Agenda Confirmation - Consider and approve, by majority vote, minor revisions to Board items and/or attachments and any item added to, or removed/continued from, the Agenda.
5. Public comments – presentations on District related items that are not appearing on the agenda – three minute limit.
6. Consent Agenda
  - a. Approve and Adopt Minutes from the June 8, 2019 meeting.
  - b. Approve and Adopt Minutes from the June 12, 2019 meeting.
7. Action Items:
  - a. Review, Approve and Accept District Accounts Payable Report for the Period of 5/30/19 – 6/12/19.

- b. Public Hearing for the adoption of the 2019-2020 Budget.
  - i. Public Hearing
  - ii. Adopt Resolution approving the general fund budget, debt service fund and Mira Monte Water Assessment District fund budgets for the Fiscal Year ending June 30, 2020.
- c. Adopt Resolution fixing a tax rate for Fiscal Year 2018-2019 and authorizing the President of the Board to execute a certificate requesting the Ventura County Board of Supervisors to levy such a tax.
- d. Adopt Resolution to authorize, under Proposition 4, the 2019/2020 Establishment of Appropriations Limit of \$14,462,179.
- e. Adopt Resolution authorizing the levy of a special tax for fiscal year 2019-2020 for Community Facilities District No. 2013-1 (Ojai).
- f. Approve and Authorize Board President to sign a Memorandum of Understanding between Casitas Municipal Water District and Carpinteria Valley Water District for Design and Construction of the Ventura County – Santa Barbara County Intertie Project.
- g. Adopt Resolution to set a hearing for proposed increase to Director meeting stipend.
- h. Adopt Resolution approving the proposed Casitas Municipal Water District Bylaws.
- i. Approve and authorize the Board President to execute an agreement with Sam Hill Sons, Inc. in the amount of \$636,999.00 for the Sunset Place Pipeline Replacement, Specification No. 19-409.
- j. Approve and waive a minor bid irregularity and authorize the Board President to execute an agreement with Tierra Contracting in the amount of \$715,062 for the replacement of the Ventura Street Water Main Specification No. 18-404.
- k. Approve and authorize the Board President to execute an agreement with Civic Construction Associates in the amount of \$85,918 for the Robles Diversion Canal Maintenance for Fiscal Year 2019/2020.



- l. Reject the proposal submitted by the lowest bidder J & H Engineering General Contractors, Inc. for alteration of the bid schedule and approve and authorize the Board President to execute an agreement with BSN Construction Inc. in the amount of \$127,175 for Paving contract Fiscal Year 2019/2020.
  - m. Approve the contract for the Santa Ana Boulevard Main Turnout Improvement to Travis Agricultural Construction, Inc. in the amount of \$32,960.
8. Receive and File Information Items:
- a. Hydrology Report for May, 2019.
  - b. Lake Casitas Recreation Area Report for March, 2019.
  - c. Lake Casitas Recreation Area Report for April, 2019.
  - d. Recreation Committee Minutes.
  - e. Personnel Committee Minutes.
  - f. Executive Committee Minutes.
  - g. Water Resources Committee Minutes.
  - h. Monthly Consumption Report.
  - i. CFD 2013-1 Report.
  - j. Investment Report.
9. General Manager comments. Brief announcements and report on District activities.
10. Board of Director Reports on Meetings Attended.
11. Board of Director Comments per Government Code Section 54954.2, subdivision (a).
12. Closed Session
- a. CONFERENCE WITH LEGAL COUNSEL – EXISTING LITIGATION (Government Code §54956.9(a)  
*Santa Barbara Channelkeeper v. State Water Resources Control Board, City of San Buenaventura; and City of San Buenaventura v. Abbott et al.*, Los Angeles County Superior Court, Complex Civil Division, Case No. CPF-14-513875.
  - b. CONFERENCE WITH LEGAL COUNSEL – ANTICIPATED LITIGATION (Government Code §54956.9(b)  
Number of potential cases: 1
13. Adjournment.



Minutes of the Casitas Municipal Water District  
Special Board Meeting Held  
June 8, 2019

A special meeting of the Board of Directors was held June 8, 2019 at the Casitas Municipal Water District located at 1055 Ventura Ave. in Oak View, California. The meeting was called to order at 8:30 a.m.

1. Call to Order

President Kaiser called the meeting to order at 8:30 a.m.

2. Roll Call

Directors Word, Spandrio, Brennan, Baggerly and Kaiser were present. Also present were Michael Flood, General Manager, Rebekah Vieira, Clerk of the Board, John Mathews, Attorney and Denise Collin, Chief Financial Officer. There was no public in attendance.

3. Pledge of Allegiance

President Kaiser led the Pledge of Allegiance.

4. Public comments – presentations on District related items that are not appearing on the agenda – three minute limit.

None

6. Budget Workshop for Initial Review of the Proposed Fiscal Year 2019-2020 Budget including Revenue, Expenses and Capital Projects.

Mr. Flood presented the proposed fiscal year 2019-2020 budget covering revenue and expenses including the effect on district reserves, the capital budget and the ten year capital plan. The board asked numerous questions and it was determined that the budget would be presented to the public at a public hearing on June 26<sup>th</sup> with possible adoption of the budget at that time.

7. Adjournment.

President Kaiser adjourned the meeting at 10:03 a.m.

\_\_\_\_\_  
Brian Brennan, Secretary



Minutes of the Casitas Municipal Water District  
Board Meeting Held  
June 12, 2019

A meeting of the Board of Directors was held June 12, 2019 at the Casitas Municipal Water District located at 1055 Ventura Ave. in Oak View, California.

1. Call to Order

President Kaiser called the meeting to order at 3:00 p.m.

2. Roll Call

Directors Word, Spandrio, Baggerly and Kaiser were present. Director Brennan was absent at the beginning of the meeting but arrived at 3:04 p.m. Also present was Michael Flood, General Manager, Rebekah Vieira, Clerk of the Board and Attorney John Mathews. There were two staff members and four members of the public in attendance.

3. Pledge of Allegiance

President Kaiser led the group in the Pledge of Allegiance.

4. Agenda Confirmation - Consider and approve, by majority vote, minor revisions to Board items and/or attachments and any item added to, or removed/continued from, the Agenda.

Mr. Flood informed the board that on Item 7c the amount is changed to \$29,875 rather than \$28,875.

5. Public comments – presentations on District related items that are not appearing on the agenda – three minute limit.

Will Levinson stated on May 22, 2019 I provided documentation of a tank site managed by Casitas Water that is on property owned by the Department of the Interior and it is sitting on a mapped earthquake fault. Thousands of people are in jeopardy. There is a drainage problem. In the past two weeks after the board meeting I contacted Michael Flood with email and got no response. I then went to the board of directors and contacted my director, Pete Kaiser, and he advised me to contact counsel. I sent an email after that and did not get a response. The whole easement agreement is between Casitas and USBR who

owns the property. Casitas needs to contact USBR and Casitas is liable to maintain the easement. If there is any more erosion I am forced to call 911. If concerned of the tank coming off the hill and they might have to evacuate the whole canyon it is sitting on top of a mountain.

Director Brennan arrives at 3:04 p.m.

Mr. Mathews added he had calls with Mr. Levinson and looked at what he provided us and in a week or so after this meeting I will have something for Mr. Levinson to review. Mr. Levinson said you need to figure this out with the USBR. Mr. Mathews responded that we talked on Monday and I said I would have something to you in a week to review. I can send it to you or to your attorney. Mr. Levinson responded there is no reason to contact me; you can figure it out with USBR and schedule the work to be done. They are my neighbors and you can schedule the work with them. You have an easement. Mr. Levinson added are you saying you will acknowledge that the water tank is sitting on an earthquake fault. Mr. Mathews responded I did not.

6. Consent Agenda

- a. Approve and Adopt Minutes from the May 22, 2019 meeting.

The consent agenda was offered by Director Word, seconded by Director Baggerly and adopted by the following roll call vote:

AYES:	Directors:	Word, Spandrio, Brennan, Baggerly, Kaiser
NOES:	Directors:	None
ABSENT:	Directors:	None

7. Action Items:

- a. Review, Approve and Accept District Accounts Payable Report for the Period of 5/09/19 - 5/29/19.

On the motion of Director Word, seconded by Director Baggerly, the Accounts Payable Report was approved by the following roll call vote:

AYES:	Directors:	Word, Spandrio, Brennan, Baggerly, Kaiser
NOES:	Directors:	None
ABSENT:	Directors:	None

- b. Approve and Authorize Board President to sign agreements for On Call Engineering Services for Fiscal Year 2019-2020 with Michael K Nunley & Associates, Inc.; Water Works Engineers, LLC; MNS Engineers, Inc.; and Cannon Corporation.

On the motion of Director Baggerly, seconded by Director Brennan, the above recommendation was approved by the following roll call vote:

AYES: Directors: Word, Spandrio, Brennan, Baggerly,  
Kaiser  
NOES: Directors: None  
ABSENT: Directors: None

- c. Approve and Authorize Board President to sign an agreement with Consulting West for the Not to Exceed amount of \$29,875 for professional services during construction for the Rincon Pump Plant Electrical Upgrade Project, Specification No. 17-397.

On the motion of Director Brennan, seconded by Director Baggerly, the above recommendation was approved by the following roll call vote:

AYES: Directors: Word, Spandrio, Brennan, Baggerly,  
Kaiser  
NOES: Directors: None  
ABSENT: Directors: None

- d. Approve and Authorize Board President to sign an agreement with W. M. Lyles Co. for installation of a thrust block system for the Oak View Main Valve Insertion project in the amount of \$126,200.00

On the motion of Director Baggerly who offered this in remembrance of Mike Werber, seconded by Director Brennan, the above recommendation was approved by the following roll call vote:

AYES: Directors: Word, Spandrio, Brennan, Baggerly,  
Kaiser  
NOES: Directors: None  
ABSENT: Directors: None

8. Receive and File Information Items:

- a. Board Memo on Casitas MWD Emergency Action Plans.
- b. Monthly Engineering Report.
- c. Executive Committee Minutes.
- d. Finance Committee Minutes.
- e. Water Resources Committee Minutes.
- f. CFD 2013-1 Report.
- g. Investment Report.

Director Spandrio questioned the status of the timber cut off wall and asked if that is being done with the forebay clean out. Engineering Manager Aranda explained that we had to apply for permits and they exclude us from

doing the work unless we do a stream diversion plan. This was submitted on Friday and the regional board has 30 days to approve it. The projects can be done at the same time.

On the motion of Director Brennan, seconded by Director Word, the Information Items were approved by the following roll call vote:

AYES:	Directors:	Word, Spandrio, Brennan, Baggerly, Kaiser
NOES:	Directors:	None
ABSENT:	Directors:	None

9. General Manager comments. Brief announcements and report on District activities.

Mr. Flood told that board that he was informed that our streaming is not working and we will have to look into that.

Mr. Flood then showed some pictures of the section of pipe that had sprung a 100 gmp leak. The issue with the system is it was installed over hill and dale and there is a lot of sediment that had covered the pipe. He added that he can't impress on you enough how difficult that site was to get too. There were very steep angles to get heavy equipment in there and get an area where they can work.

Also of note is that we had a functional exercise with the Bureau on the EAP for the dam including Ventura OES, Sheriff, USFS with Julia leading the Casitas effort.

Interviews were held on Monday for the Assistant General Manager and we will do additional interviews for some other individuals on July 1 and then involve a member of the personnel committee to interview with top candidates.

10. Board of Director Reports on Meetings Attended.

none

11. Board of Director Comments per Government Code Section 54954.2, subdivision (a).

President Kaiser asked if there has been anything back yet on the copper lines on the north coast. Ms. Aranda responded that we got the report back and it determined it was So Cal Gas who made an adjustment that was causing current to jump off our line to theirs. The report is finalized and the gas company dropped their system back down to where it was. We should not need to do anything for our lines.

President Kaiser moved the meeting to closed session at 3:28 p.m.

12. Closed Session

- a. CONFERENCE WITH LEGAL COUNSEL – EXISTING  
LITIGATION (Government Code §54956.9(a)  
*Santa Barbara Channelkeeper v. State Water Resources Control Board, City of San Buenaventura; and City of San Buenaventura v. Abbott et al.*, Los Angeles County Superior Court, Complex Civil Division, Case No. CPF-14-513875.
- b. CONFERENCE WITH LEGAL COUNSEL – ANTICIPATED  
LITIGATION (Government Code §54956.9(b)  
Number of potential cases: 1

President Kaiser moved the meeting back to open session at 4:07 p.m. with Mr. Mathews stating that the board met with counsel regarding items a and b and no action was taken.

13. Adjournment.

President Kaiser adjourned the meeting at 4:08 p.m.

---



Brian Brennan, Secretary

**CASITAS MUNICIPAL WATER DISTRICT**  
**Payable Fund Check Authorization**  
**Checks Dated 05/30/19-06/12/19**  
**Presented to the Board of Directors For Approval June 26, 2019**

Check	Payee		Description	Amount
000889	Payables Fund Account	# 9759651478	Accounts Payable Batch 060519	\$523,243.36
000890	Payables Fund Account	# 9759651478	Accounts Payable Batch 061219	\$169,495.64
				\$692,739.00
000891	Payroll Fund Account	# 9469730919	Estimated Payroll 07/03/19	\$215,000.00
			Total	\$907,739.00

Publication of check register is in compliance with Section 53065.6 of the Government Code which requires the District to disclose reimbursements to employees and/or directors.

The above numbered checks, 000889-000891 have been duly audited is hereby certified as correct.

   
 \_\_\_\_\_  
 Denise Collin, Chief Financial Officer

\_\_\_\_\_  
 Signature

\_\_\_\_\_  
 Signature

\_\_\_\_\_  
 Signature



# A/P Fund

Publication of check register is in compliance with Section 53065.6 of the Government Code which requires the District to disclose reimbursements to employees and/or directors.

000889	A/P Checks:	034111-034198
	A/P Draft to P.E.R.S.	000000
	A/P Draft to State of CA	000000
	A/P Draft to I.R.S.	000000
	Voids:	034156

000890	A/P Checks:	034199-034215
	A/P Draft to P.E.R.S.	
	A/P Draft to State of CA	
	A/P Draft to I.R.S.	
	Voids:	

Denise Collin      6/12/19  
Denise Collin, Chief Financial Officer

\_\_\_\_\_  
Signature

\_\_\_\_\_  
Signature

\_\_\_\_\_  
Signature

CERTIFICATION

Payroll disbursements for the pay period ending 06/01/19  
Pay Date of 06/06/19  
have been duly audited and are  
hereby certified as correct.

Signed: Rebekah Vieira  
Rebekah Vieira

Signed: \_\_\_\_\_  
Signature

Signed: \_\_\_\_\_  
Signature

Signed: \_\_\_\_\_  
Signature

6/12/2019 10:00 AM  
 ENDOR SET: 01 Casitas Municipal Water D  
 ANK: \*13 ALL BANKS  
 DATE RANGE: 5/30/2019 THRU 6/12/2019

A/P HISTORY CHECK REPORT

ENDOR I.D.	NAME	STATUS	CHECK DATE	INVOICE AMOUNT	DISCOUNT	CHECK NO	CHECK STATUS	CHECK AMOUNT
C-CHECK	VOID CHECK	V	6/05/2019			034156		

* * T O T A L S * *	NO	INVOICE AMOUNT	DISCOUNTS	CHECK AMOUNT
REGULAR CHECKS:	0	0.00	0.00	0.00
HAND CHECKS:	0	0.00	0.00	0.00
DRAFTS:	0	0.00	0.00	0.00
EFT:	0	0.00	0.00	0.00
NON CHECKS:	0	0.00	0.00	0.00
VOID CHECKS:				
1 VOID DEBITS		0.00		
VOID CREDITS		0.00		
		0.00	0.00	

TOTAL ERRORS: 0

VENDOR SET: 01 BANK:	TOTALS:	NO	INVOICE AMOUNT	DISCOUNTS	CHECK AMOUNT
		1	0.00	0.00	0.00
BANK:	TOTALS:	1	0.00	0.00	0.00

VENDOR SET: 01 Casitas Municipal Water D  
 BANK: # ACCOUNTS PAYABLE  
 DATE RANGE: 5/30/2019 THRU 6/12/2019

VENDOR I.D.	NAME	STATUS	CHECK DATE	INVOICE AMOUNT	DISCOUNT	CHECK NO	CHECK STATUS	CHECK AMOUNT
0049	STATE OF CALIFORNIA I-T2 201906031532 State Withholding	D	6/05/2019	12,770.26		000000		12,770.26
0128	INTERNAL REVENUE SERVICE I-T1 201906031532 Federal Withholding I-T3 201906031532 FICA Withholding I-T4 201906031532 Medicare Withholding	D	6/05/2019	34,141.69 39,049.46 9,132.46		000000 000000 000000		82,323.61
0187	CALPERS I-PBB201906031532 PERS BUY BACK I-PBP201906031532 PERS BUY BACK I-PEB201906031532 PEPRA EMPLOYEES PORTION I-PEM201906031532 PERS EMPLOYEE PORTION MGMT I-PER201906031532 PERS EMPLOYEE PORTION I-PRB201906031532 PEBRA EMPLOYER PORTION I-PRR201906031532 PERS EMPLOYER PORTION	D	6/05/2019	150.08 161.96 7,159.24 2,214.10 6,266.67 7,837.31 9,960.46		000000 000000 000000 000000 000000 000000 000000		33,749.82
0012	ALL-PHASE ELECTRIC SUPPLY CO. I-5665-654509 Antenna Cable Clamps - EM	R	6/05/2019	119.72		034111		119.72
03044	Amazon Capital Services I-1NWJ-WJWC-JXJ4 Stationary Holder - ADM	R	6/05/2019	40.91		034112		40.91
0014	AQUA-FLO SUPPLY I-SI1364055 PVC Cap - WP	R	6/05/2019	0.39		034113		0.39
03552	Julia Aranda I-Apr 19 Coffee for Breakroom - MGMT	R	6/05/2019	55.14		034114		55.14
01703	ARNOLD LAROCHELLE MATTHEWS I-55543 Matter # 5088-016 4/19 I-55544 Matter # 5088-001 4/19	R	6/05/2019	10,212.00 14,432.30		034115 034115		24,644.30
02179	Art Street Interactive I-1688 Res. Sys. Web Hosting/Maint.	R	6/05/2019	542.15		034116		542.15
01666	AT & T I-000013097555 Acct#9391062398	R	6/05/2019	107.77		034117		107.77
01666	AT & T I-000013102151 Acct#9391064013	R	6/05/2019	20.54		034118		20.54
00679	BAKERSFIELD PIPE & SUPPLY INC I-S2600612.001 Full Face Gasket - EM I-S2601152.001 Sealant - EM	R	6/05/2019	44.29 7.55		034119 034119		51.84

VENDOR SET: 01 Casitas Municipal Water D  
 BANK: MB ACCOUNTS PAYABLE  
 DATE RANGE: 5/30/2019 THRU 6/12/2019

VENDOR I.D.	NAME	STATUS	CHECK DATE	INVOICE AMOUNT	DISCOUNT	CHECK NO	CHECK STATUS	CHECK AMOUNT
02922	Bartel Associates, LLC							
I-19-305	Actuarial Consulting Services	R	6/05/2019	2,550.00		034120		2,550.00
02059	Berkadia G							
I-052119	Mira Monte Loan P&I	R	6/05/2019	19,412.50		034121		19,412.50
04111	Roadpost, Inc.							
I-BU01129582	Sat Phone & Service - TP	R	6/05/2019	1,568.68		034122		1,568.68
03207	BMI PacWest Inc.							
I-012420	HVAC Repairs - TP	R	6/05/2019	1,254.63		034123		1,254.63
03059	Brenntag Pacific Inc.							
I-BPI949671	Chlroine for Ojai Sys. - TP	R	6/05/2019	1,180.04		034124		1,180.04
0494	C.D. LYON CONSTRUCTION, INC.							
I-0002883-IN	Intake Cart Work 4/15/19 - TP	R	6/05/2019	544.50		034125		
I-0002884-IN	Intake Cart Work 4/22/19 - TP	R	6/05/2019	902.50		034125		
I-0002966-IN	Intake Cart Work 4/29/19 - TP	R	6/05/2019	1,750.79		034125		3,197.79
0463	Cal-Coast Machinery							
I-546752	Tractor Rental 5/11-6/10-MAINT	R	6/05/2019	2,149.61		034126		2,149.61
0044	CALIFORNIA ELECTRIC SUPPLY							
I-8997-574842	Fuses San Antonio Booster - EM	R	6/05/2019	289.58		034127		289.58
03702	Cannon Corporation							
I-68646	De La Garrigue Bridge Rep -ENG	R	6/05/2019	7,432.75		034128		
I-68647	Rice Bridge Replacement - ENG	R	6/05/2019	8,518.75		034128		
I-68918	De La Garrigue Bridge Rep -ENG	R	6/05/2019	3,811.00		034128		
I-68919	Rice Bridge Replacement - ENG	R	6/05/2019	4,075.00		034128		23,837.50
0208	CareIQ							
I-6/13585613-1	1102WC180000001 DOS 3/18/19	R	6/05/2019	133.86		034129		
I-6/13606059-1	1102WC180000001 DOS 3/22/19	R	6/05/2019	133.86		034129		
I-6/13606074-1	1102WC180000001 DOS 4/3/19	R	6/05/2019	131.39		034129		
I-6/13606084-1	1102WC180000001 DOS 3/29/19	R	6/05/2019	131.39		034129		
I-6/13606087-1	1102WC180000001 DOS 3/25/19	R	6/05/2019	131.39		034129		
I-6/13606097-1	1102WC180000001 DOS 3/8/19	R	6/05/2019	133.86		034129		
I-6/13606111-1	1102WC180000001 DOS 2/25/19	R	6/05/2019	133.86		034129		929.61
01843	COASTAL COPY							
I-853441	Copier Usage - LCRA	R	6/05/2019	175.64		034130		
I-854794	Copier Usage - DO	R	6/05/2019	409.89		034130		
I-854978	Copier Usage - WHS	R	6/05/2019	75.25		034130		660.78

VENDOR SET: 01 Casitas Municipal Water D  
 BANK: A@ ACCOUNTS PAYABLE  
 DATE RANGE: 5/30/2019 THRU 6/12/2019

VENDOR I.D.	NAME	STATUS	CHECK DATE	INVOICE AMOUNT	DISCOUNT	CHECK NO	CHECK STATUS	CHECK AMOUNT
00059	COASTAL PIPCO I-S2052416.001 Teflon Paste Seal - TP	R	6/05/2019	45.19		034131		45.19
03511	Community Memorial Hospital/Sa I-6/13583348-1 1102WC180000001 DOS 2/11-2/13	R	6/05/2019	27,216.48		034132		27,216.48
01483	CORVEL CORPORATION							
	I-6/13583348-1 Bill Review	R	6/05/2019	9.50		034133		
	I-6/13584737-1 Bill Review	R	6/05/2019	9.50		034133		
	I-6/13584739-1 Bill Review	R	6/05/2019	9.50		034133		
	I-6/13585613-1 Bill Review	R	6/05/2019	9.50		034133		
	I-6/13606059-1 Bill Review	R	6/05/2019	9.50		034133		
	I-6/13606074-1 Bill Review	R	6/05/2019	9.50		034133		
	I-6/13606084-1 Bill Review	R	6/05/2019	9.50		034133		
	I-6/13606087-1 Bill Review	R	6/05/2019	9.50		034133		
	I-6/13606097-1 Bill Review	R	6/05/2019	9.50		034133		
	I-6/13606111-1 Bill Review	R	6/05/2019	9.50		034133		
	I-C00205887078 Claim 1102WC180000001	R	6/05/2019	676.80		034133		
	I-M134007640126 Claim 1102WC180000001	R	6/05/2019	137.39		034133		909.19
09748	D2000 SAFETY, INC. I-19-2569 Confined Space Training - SAF	R	6/05/2019	5,115.00		034134		5,115.00
00662	Diamond A Equipment I-P29683 Gearcase Assembly - GAR	R	6/05/2019	1,805.87		034135		1,805.87
00095	FAMCON PIPE & SUPPLY I-S100002636.004 Fittings, Adapters, Plugs -WHS	R	6/05/2019	919.08		034136		919.08
0101	FISHER SCIENTIFIC I-5748998 Gloves - LAB	R	6/05/2019	43.67		034137		43.67
0104	FRED'S TIRE MAN I-116900 Tires & Balance - Unit 11 I-117008 Flat Repair - Unit 12	R R	6/05/2019 6/05/2019	1,030.59 20.00		034138 034138		1,050.59
0106	FRONTIER PAINT I-F0246506 Drain Covers - WP	R	6/05/2019	19.58		034139		19.58
01280	FRY'S ELECTRONICS, INC. I-7435797a Adapter & Cyber Power -IT/MGMT I-7435797b Harddrive & USB's - CONS	R R	6/05/2019 6/05/2019	37.68 106.65		034140 034140		144.33

VENDOR I.D.	NAME	STATUS	CHECK DATE	INVOICE AMOUNT	DISCOUNT	CHECK NO	CHECK STATUS	CHECK AMOUNT
00115	GRAINGER, INC							
I-9190009556	Beam Clamps - EM	R	6/05/2019	294.91		034141		
I-9190009564	Beam Clamps - EM	R	6/05/2019	17.35		034141		312.26
00121	HACH COMPANY							
I-11481054	Tip & Sensor - LAB	R	6/05/2019	3,558.03		034142		3,558.03
04022	Hamner, Jewell & Associates							
I-10285	Camp Chafeee Easement - ENG	R	6/05/2019	165.00		034143		165.00
03700	HDR Engineering, Inc.							
I-1200190265	Ojai East Res. Repairs - ENG	R	6/05/2019	2,147.50		034144		2,147.50
00894	HOSE-MAN, INC.							
I-5260387-0001-05	Hose Repair - LCRA	R	6/05/2019	23.11		034145		23.11
02914	IE Safety Services, LLC							
I-1435	Excavation Training - SAF	R	6/05/2019	1,370.00		034146		1,370.00
00127	INDUSTRIAL BOLT & SUPPLY							
I-200239-1	Washers, Buts, Bolts - PL	R	6/05/2019	59.48		034147		59.48
02344	Janitek Cleaning Solutions							
I-34391A	Janitorial Services - DO	R	6/05/2019	1,959.10		034148		1,959.10
02396	Kemira Water Solutions, Inc.							
I-9017634759	Ferric Sulfate - TP	R	6/05/2019	5,423.40		034149		5,423.40
01161	LAKE CASITAS MARINA CAFE							
I-051719	WP Soft Opening Catering	R	6/05/2019	804.38		034150		804.38
00360	LESLIE'S POOL SUPPLIES, INC							
I-00142-02-013976	Small Chemicals - WP	R	6/05/2019	142.01		034151		142.01
04032	MA LABS							
I-VU9639	SA Server - TP	R	6/05/2019	6,824.77		034152		6,824.77
02329	Matson Industrial Finishing							
I-47550	Safety Rail Repair - WP	R	6/05/2019	517.91		034153		517.91
02129	Tracy Medeiros							
I-053019	Claim1102WC180000001 5/21-6/3	R	6/05/2019	2,129.42		034154		2,129.42

VENDOR SET: 01 Casitas Municipal Water D  
 BANK: AB ACCOUNTS PAYABLE  
 DATE RANGE: 5/30/2019 THRU 6/12/2019

VENDOR I.D.	NAME	STATUS	CHECK DATE	INVOICE AMOUNT	DISCOUNT	CHECK NO	CHECK STATUS	CHECK AMOUNT
0151	MEINERS OAKS ACE HARDWARE							
	C-879596 Bulb Return - LCRA	R	6/05/2019	7.31CR		034155		
	I-877171 Glue & PVC - FISH	R	6/05/2019	6.57		034155		
	I-877331 Wire Brush - FISH	R	6/05/2019	4.87		034155		
	I-878609 Fuel Line, Cord, Bolts - WP	R	6/05/2019	50.86		034155		
	I-878610 Conduit - EM	R	6/05/2019	34.31		034155		
	I-878676 Bolts & Screws - WP	R	6/05/2019	23.80		034155		
	I-878790 Bolts, Screws, Cleaner - UT	R	6/05/2019	47.62		034155		
	I-879200 Padlocks, Bolts, Screws - LCRA	R	6/05/2019	41.87		034155		
	I-879357 Cooler & Blades - MAINT	R	6/05/2019	41.52		034155		
	I-879372 PVC Pipe - FISH	R	6/05/2019	9.87		034155		
	I-879488 Paint, Gloves, Cleaner - WP	R	6/05/2019	62.89		034155		
	I-879592 Switch & Bulbs - LCRA	R	6/05/2019	19.02		034155		
	I-879690 Post Hole Digger - LCRA	R	6/05/2019	39.03		034155		
	I-K76992 Respirators & Oil - LCRA	R	6/05/2019	14.12		034155		389.04
2797	Milner-Villa Consulting							
	I-2017-CMWD-006 Urban Water Mgmt Plan Serv.	R	6/05/2019	5,015.30		034157		5,015.30
0163	OFFICE DEPOT							
	I-320037865001 Office Supplies - ADM	R	6/05/2019	587.02		034158		
	I-320055369001 Office Supplies - ADM	R	6/05/2019	43.95		034158		630.97
0912	OJAI BUSINESS CENTER, INC							
	I-14281a Shipping & Laminating -LCRA/EM	R	6/05/2019	22.29		034159		
	I-14281b Shipping&Color Copies-LAB/LCRA	R	6/05/2019	263.98		034159		286.27
0165	OJAI LUMBER CO, INC							
	I-1905-925321 Treated Pole - WP	R	6/05/2019	30.11		034160		30.11
0602	OJAI TRUE VALUE							
	I-52274 Bleach - LAB	R	6/05/2019	3.53		034161		
	I-52280 Gloves,Phillips,Key Chain- LAB	R	6/05/2019	14.45		034161		17.98
0188	PETTY CASH							
	I-052919 Replenish Safe - LCRA	R	6/05/2019	29.00		034162		29.00
0313	ROCK LONG'S AUTOMOTIVE							
	I-26699 Replace Door Panel - Unit 41	R	6/05/2019	591.76		034163		591.76
2900	Greg Romey							
	I-May 19 Reimburse Expenses 5/19	R	6/05/2019	151.57		034164		151.57



VENDOR SET: 01 Casitas Municipal Water D  
 BANK: 49 ACCOUNTS PAYABLE  
 DATE RANGE: 5/30/2019 THRU 6/12/2019

VENDOR I.D.	NAME	STATUS	CHECK DATE	INVOICE AMOUNT	DISCOUNT	CHECK NO	CHECK STATUS	CHECK AMOUNT
12756	SC Fuels I-1427381-IN Gas & Diesel - LCRA	R	6/05/2019	5,107.50		034165		5,107.50
12003	Sostre Enterprises Inc. I-3721 Website/CMS Fee Hosting	R	6/05/2019	249.00		034166		249.00
10215	SOUTHERN CALIFORNIA EDISON I-053019a Acct#2210507034	R	6/05/2019	1,806.70		034167		
	I-053119a Acct#2210503702	R	6/05/2019	5,011.74		034167		
	I-060419a Acct#2210502480	R	6/05/2019	46,610.38		034167		
	I-060419b Acct#2210505426	R	6/05/2019	952.59		034167		54,381.41
3916	Angelo Spandrio I-Apr 19 Reimburse Mileage 4/19	R	6/05/2019	24.94		034168		24.94
0048	STATE OF CALIFORNIA I-060119 State Water Plan Payment	R	6/05/2019	131,971.00		034169		131,971.00
1696	SUPERIOR MACHINE I-40269 Bolts - TP	R	6/05/2019	48.00		034170		48.00
2643	Take Care by WageWorks I-9086101 Reimburse Med/Dep Care	R	6/05/2019	582.87		034171		582.87
1954	Talley, Inc. I-10335127 Antenna Mounting Clamps - EM	R	6/05/2019	305.47		034172		305.47
0234	UNITED WATER CONSERVATION I-060319 Tehachai Second Afterbay	R	6/05/2019	9,420.75		034173		9,420.75
9775	VENTURA ORTHOPEDICS MEDICAL GR I-6/13584737-1 1102WC180000002 DOS 4/16/19	R	6/05/2019	12.65		034174		
	I-6/13584739-1 1102WC190000002 DOS 3/12/19	R	6/05/2019	164.89		034174		177.54
0257	VENTURA RIVER WATER DISTRICT I-053119a Acct#03-50100A	R	6/05/2019	10.00		034175		
	I-053119b Acct#05-37500A	R	6/05/2019	125.23		034175		135.23
0258	VENTURA STEEL, INC I-223354 Steel - WP	R	6/05/2019	40.76		034176		40.76
9955	VENTURA WHOLESALE ELECTRIC I-244839 Wire - PL	R	6/05/2019	64.65		034177		64.65

ENDOR SET: 01 Casitas Municipal Water D  
 BANK: 20 ACCOUNTS PAYABLE  
 DATE RANGE: 5/30/2019 THRU 6/12/2019

ENDOR I.D.	NAME	STATUS	CHECK DATE	INVOICE AMOUNT	DISCOUNT	CHECK NO	CHECK STATUS	CHECK AMOUNT
0949	CITY OF VENTURA I-060319 Tehachapi Second Afterbay	R	6/05/2019	18,841.50		034178		18,841.50
1101	REBEKAH VIEIRA I-May 19 Reimburse Mileage 5/19	R	6/05/2019	37.70		034179		37.70
0270	Wells Fargo Bank I-051019g Water Conservation Convention	R	6/05/2019	266.85		034180		
	I-051019h Spetrum Analyzer - EM	R	6/05/2019	3,155.71		034180		
	I-051019i FCC Application Base Fee - EM	R	6/05/2019	450.00		034180		
	I-051019j Yagi Antennas - EM	R	6/05/2019	3,173.08		034180		
	I-051019k AWWA Training - CONS	R	6/05/2019	4,000.00		034180		11,045.64
0330	WHITE CAP CONSTRUCTION SUPPLY I-10010590664 Sealant - WP	R	6/05/2019	99.44		034181		
	I-50010388332 Rainguard - PL	R	6/05/2019	31.00		034181		130.44
1203	DENISE COLLIN I-May 19 Reimburse Mileage 5/19	R	6/05/2019	31.20		034182		31.20
4010	CALIFORNIA STATE DISBURSEMENT I-CS5201906031532 200000001181291	R	6/05/2019	386.30		034183		386.30
0102	FRANCHISE TAX BOARD I-G03201906031532 Payroll Deduction	R	6/05/2019	50.00		034184		50.00
0124	ICMA RETIREMENT TRUST - 457 I-DCI201906031532 DEFERRED COMP FLAT	R	6/05/2019	1,438.64		034185		
	I-DI%201906031532 DEFERRED COMP PERCENT	R	6/05/2019	47.15		034185		1,485.79
0985	NATIONWIDE RETIREMENT SOLUTION I-CUN201906031532 457 CATCH UP	R	6/05/2019	230.77		034186		
	I-DCN201906031532 DEFERRED COMP FLAT	R	6/05/2019	5,175.39		034186		
	I-DN%201906031532 DEFERRED COMP PERCENT	R	6/05/2019	387.31		034186		5,793.47
0180	S.E.I.U. - LOCAL 721 I-COP201906031532 SEIU 721 COPE	R	6/05/2019	45.00		034187		
	I-UND201906031532 UNION DUES	R	6/05/2019	824.25		034187		869.25
	HANSEN, DARCEY I-000201905311521 US REFUND	R	6/05/2019	60.00		034188		60.00
	KALECHSTEIN, LISA I-000201905311522 US REFUND	R	6/05/2019	33.49		034189		33.49

VENDOR SET: 01 Casitas Municipal Water D  
 BANK: **BP** ACCOUNTS PAYABLE  
 DATE RANGE: 5/30/2019 THRU 6/12/2019

VENDOR I.D.	NAME	STATUS	CHECK DATE	INVOICE AMOUNT	DISCOUNT	CHECK NO	CHECK STATUS	CHECK AMOUNT
L I-000201905311524	MOIR, GERALD & NANCY US REFUND	R	6/05/2019	22.40		034190		22.40
L I-000201905311523	SEARCY, TRAVIS US REFUND	R	6/05/2019	46.01		034191		46.01
L I-000201905311529	ALLEN-BROMAN, CHERYL US REFUND	R	6/05/2019	23.48		034192		23.48
I-000201905311526	DI BENEDETTO, DARIA US REFUND	R	6/05/2019	26.71		034193		26.71
I-000201905311525	EBBINK, WARNER US REFUND	R	6/05/2019	24.58		034194		24.58
I-000201905311527	HOSLETT, PAULINE US REFUND	R	6/05/2019	20.24		034195		20.24
I-000201905311528	INES, HELEN US REFUND	R	6/05/2019	27.80		034196		27.80
I-000201905311530	VIS, RUDY US REFUND	R	6/05/2019	26.72		034197		26.72
I-000201905311531	WEISSKER, HERMAN US REFUND	R	6/05/2019	447.00		034198		447.00
0004 I-0605929	ACWA JOINT POWERS INSURANCE AU Health Insurance 5/19	R	6/12/2019	162,570.09		034199		162,570.09
03552 I-May 19	Julia Aranda Reimburse Expenses 5/19	R	6/12/2019	161.69		034200		161.69
01666 I-000013126855	AT & T Acct#9391064882	R	6/12/2019	1,035.42		034201		1,035.42
01153 I-May 19	RUSS BAGGERLY Reimburse Mileage 5/19	R	6/12/2019	37.12		034202		37.12
04036 I-May 19a	Brian Brennan Reimburse Mileage 5/19	R	6/12/2019	125.28		034203		
I-May 19b	Reimburse Expense 5/19	R	6/12/2019	641.20		034203		766.48

ENDOR SET: 01 Casitas Municipal Water D  
 BANK: 22 ACCOUNTS PAYABLE  
 DATE RANGE: 5/30/2019 THRU 6/12/2019

ENDOR I.D.	NAME	STATUS	CHECK DATE	INVOICE AMOUNT	DISCOUNT	CHECK NO	CHECK STATUS	CHECK AMOUNT
0208	CareIQ							
I-6/13634300-1	1102WC180000001 DOS 3/11/19	R	6/12/2019	133.86		034204		
I-6/13645863-1	1102WC180000002 DOS 4/15/19	R	6/12/2019	133.86		034204		
I-6/13656253-1	1102WC190000002 DOS 12/11/18	R	6/12/2019	130.64		034204		398.36
01483	CORVEL CORPORATION							
I-6/13634300-1	Bill Review	R	6/12/2019	9.50		034205		
I-6/13645863-1	Bill Review	R	6/12/2019	9.50		034205		
I-6/13656253-1	Bill Review	R	6/12/2019	9.50		034205		28.50
01647	JOEL COX							
I-060719a	D3 Certification Fee	R	6/12/2019	90.00		034206		
I-060719b	Reimburse Expenses 6/19	R	6/12/2019	82.20		034206		172.20
04025	Jackie Elizarraras							
I-779130	Camping Cancellation - LCRA	R	6/12/2019	100.00		034207		100.00
02710	Ford of Ventura Inc							
I-6059320/2	Oil Service & Injector-Unit 68	R	6/12/2019	481.16		034208		481.16
01482	MICHAEL GIBSON							
I-May 19	Reimburse Expenses 5/19	R	6/12/2019	772.72		034209		772.72
02755	Vincent Godinez							
I-060719	DMV Physical Fee	R	6/12/2019	85.00		034210		85.00
00812	KEVIN NGUYEN							
I-May 19	Reimburse Mileage 5/19	R	6/12/2019	75.40		034211		75.40
02976	Jesse B. Sandoval							
I-May 19	Reimburse Mileage 5/19	R	6/12/2019	107.30		034212		107.30
02993	Steven Sharp							
I-June 19	D4 Certification Fee	R	6/12/2019	105.00		034213		105.00
00215	SOUTHERN CALIFORNIA EDISON							
I-060719a	Acct#2157697889	R	6/12/2019	3,146.24		034214		3,146.24
I-000201901311461	ZITEK, PATRICIA UB REFUND	R	6/12/2019	24.55		034215		24.55

VENDOR SET: 01 Casitas Municipal Water D  
BANK: AP ACCOUNTS PAYABLE  
DATE RANGE: 5/30/2019 THRU 6/12/2019

VENDOR I.D.	NAME	STATUS	CHECK DATE	INVOICE AMOUNT	DISCOUNT	CHECK NO	CHECK STATUS	CHECK AMOUNT
* * T O T A L S * *								
		NO		INVOICE AMOUNT		DISCOUNTS		CHECK AMOUNT
	REGULAR CHECKS:	104		564,466.90		0.00		564,466.90
	HAND CHECKS:	0		0.00		0.00		0.00
	DRAFTS:	3		128,843.69		0.00		128,843.69
	EFT:	0		0.00		0.00		0.00
	NON CHECKS:	0		0.00		0.00		0.00
	VOID CHECKS:	0	VOID DEBITS	0.00				
			VOID CREDITS	0.00				
				0.00		0.00		

TOTAL ERRORS: 0

VENDOR SET: 01	BANK: AP	TOTALS:	NO	INVOICE AMOUNT	DISCOUNTS	CHECK AMOUNT
			107	693,310.59	0.00	693,310.59
BANK: AP	TOTALS:		107	693,310.59	0.00	693,310.59

Void Dated Checks:

check # 30370 - Void	(1.68)
check # 30400 - Void	(115.00)
check # 30550 - Void	(5.00)
check # 30704 - Void	(3.00)
check # 31022 - Void	(65.00)
check # 31096 - Void	(45.00)
check # 31400 - Void	(65.00)
check # 31642 - Void	(25.00)
check # 32012 - Void	(23.36)
check # 32014 - Void	(9.90)
check # 32018 - Void	(20.36)
check # 32072 - Void	(10.00)
check # 32790 - Void	(10.00)
check # 32891 - Void + Reissue	(24.55)
check # 32894 - Void	(26.72)
check # 33135 - Void	(10.00)
check # 33235 - Void	(12.02)
check # 33287 - Void + Reissue	(100.00)

Bank + Total 1000 Check Dated Checks

\$1000 720.00

## MEMORANDUM

---

TO: Board of Directors  
From: Michael L. Flood, General Manager  
RE: FY 2020 Budget  
Date: June 20, 2019

---

### **RECOMMENDATION:**

The Board of Directors approve the FY 2020 Budget as presented

### **BACKGROUND:**

#### **Development Timeline of the FY 2020 CMWD Budget Process:**

1. Departments began budget development January.
2. Department Managers presented their proposed budgets to the General Manager in February.
3. The General Manager made budget adjustments in concert with the Department Managers during the first two weeks of March.
4. The first draft budget was provided to the Finance Committee at the March 15, 2019 Committee Meeting for review and comment.
5. Staff continued to refine the budget and began work on the 10-Year Capital plan.
6. The second draft budget including the 10-Year Capital plan was provided to the Finance Committee at the April 19, 2019 Committee Meeting for review and comment.
7. Staff continues to refine the budget.
8. The third draft budget including the 10-Year Capital plan was provided to the Finance Committee at the April 19, 2019 Committee Meeting for review and comment. The

Finance Committee asks that the budget be brought to the budget workshop on June 8, 2019.

9. The FY 2020 budget is distributed to the remaining Board Members at the May 22, 2019 Board Meeting.
10. The Board of Directors held a special meeting on June 8, 2019 to conduct a workshop on the budget.
11. Some revisions were a result of the workshop and subsequent recommendations from the Finance Committee Meeting of June 21, 2019 and are included in the current draft of the budget.
12. Due to the current bidding environment, budgeted project construction costs within the Ojai Water System were increased from \$9,574,450.00 to \$11,430,000.00, an increase of \$1,855,550.00 for FY 2020.

FY 2020 Budget Basis:

- Revenues are based on 12,853 AF of Water Sales which is a projection based on FY 2019 sales and continued Stage 3 conservation restrictions.
- Water Rates and Standby Charges will be increased 12.0% on July 1<sup>st</sup>.
- Grant funds are included in revenues.
- CFD 13-1 "Issue C" Bond Funds will be available during the budget year to support ongoing Ojai Water System projects.
- Reserve funds will be used to balance the budget.
- The 10-year Capital Plan will be used to help earmark projects not funded this year for future consideration.
- Some ongoing projects not currently funded in the FY 2020 budget will need further research and discussion during the year.
- The District should maintain six months of operational reserves based on FY 2020 expenses.

DISCUSSION:

The FY 2020 Budget development involved several months of consideration and revision by District staff at many levels within each department. The Department Requested budget represents each department's view on what their operational and capital needs will be over the next twelve months. The Manager Recommended budget is a result of revisions that work to align projected spending with revenues but also look to achieve completion of as many of each department's capital projects as feasible, engaging the use of reserves if necessary. To that end, the Manager Recommended FY 2020 budget uses existing District reserves for CMWD system capital projects and CFD 13-1 bond funds to complete capital projects within the Ojai Water System.

As a result of the Budget Workshop on June 8, 2019 and Finance Committee recommendations on June 21, 2019, there were some revisions to the budget was presented at the workshop.

Summary of FY 2020 Manager Recommended Budget:Expenses:

Operational: \$ 22,002,208

Capital: \$ 23,944,450

**Total: \$ 45,946,658**

Funding Sources:

Revenues: \$ 25,249,404

CFD 13-1 Funds: \$ 11,430,000

Reserves: \$ 9,267,254

**Total: \$ 45,946,658**

**Net Budget: \$0**

Estimated District Reserve Fund Impact:

Estimated July 1, 2019 Reserve Funds: **\$ 25,237,308**

Estimated June 30, 2020 Reserve Funds: **\$ 15,970,054** (7-Month Operational Reserve)



A presentation will be provided at the Board Meeting to summarize the current version of the budget.

CASITAS MUNICIPAL WATER DISTRICT

RESOLUTION NO.

RESOLUTION ADOPTING THE FINAL GENERAL FUND BUDGET  
DEBT SERVICE FUND AND MIRA MONTE WATER ASSESSMENT DISTRICT  
FUND BUDGETS FOR THE FISCAL YEAR ENDING JUNE 30, 2020

WHEREAS, District staff has prepared a proposed budget for the 2019 / 2020 fiscal year;

WHEREAS, the General Manager has made modifications to the proposal made by the various section supervisors; and

WHEREAS, the resultant budget has been reviewed by the Finance Committee; and

WHEREAS, three public meetings have been held to go over the budget with the public;

NOW, THEREFORE, BE IT RESOLVED by the Board of Directors of Casitas Municipal Water District, that the proposed budget per Board recommendations for the 2019 / 2020 fiscal year is hereby approved for the General Fund Budget broken down as follows; Revenue \$25,249,404., SWP Indebtedness Fund Budget Revenue \$716,634., Mira Monte Water Assessment District Fund Revenue of \$19,192., and 1% secured levy tax apportionment of \$2,259,862., Expenses \$22,002,208., Capital \$23,944,450.

Adopted this 26<sup>th</sup> day of June, 2019.

\_\_\_\_\_  
Pete Kaiser, President  
Casitas Municipal Water District

ATTEST:

\_\_\_\_\_  
Brian Brennan, Secretary  
Casitas Municipal Water District

29 *Casitas Municipal Water District*  
*Budget Revenue, Expenses & Capital*  
*2019 / 2020*

*Board Approved*

	<b>2019 / 2020</b>	<b>2018 / 2019</b>
	11,196 AF -CMWD 1657 AF - Ojai	11,891 AF -CMWD 2,136 AF - Ojai
Revenue	25,249,404	22,224,081
<b>Expenses</b>		
Administration	2,535,725	1,986,803
Board of Directors	212,963	186,936
District Maintenance	542,691	388,912
Electrical Mechanical	3,013,197	2,682,216
Engineering	1,273,784	1,291,470
Fisheries	477,870	463,820
Information Technology	276,669	234,399
Management	1,337,422	1,408,148
Pipeline	1,946,900	1,540,947
Recreation - Operations / Maint. / PR / Water Pk	5,683,542	5,412,862
Retirees	542,656	574,813
Safety / Garage	47,721	114,749
Utilities Maintenance	660,785	558,579
Water Conservation - P/R	799,224	609,458
Water Quality, Lab	679,974	450,357
Water Treatment	1,971,083	1,880,672
Total Expenses	<u>22,002,208</u>	<u>19,785,141</u>
Net	<u><u>3,247,197</u></u>	<u><u>2,438,941</u></u>
<b>Capital</b>		
Administration	-	-
Board of Directors	-	-
District Maintenance	850,000	-
Electrical Mechanical	1,318,700	745,500
Engineering	20,708,000	3,366,000
Fisheries	-	150,000
Information Technology	46,750	-
Management	-	-
Pipeline	40,000	-
Recreation - Operations / Maint. / PR / Water Pk	250,000	139,500
Retirees	-	-
Safety / Garage	141,500	77,000
Utilities Maintenance	100,000	50,000
Water Conservation - P/R	-	-
Water Quality, Lab	109,000	-
Water Treatment	380,500	368,400
	<u>23,944,450</u>	<u>4,896,400</u>
Net assets, end of year	<u>(20,697,253)</u>	<u>(2,457,459)</u>
Funding Deficit from Variation of Water Sales	2,360,096	-
Funding Deficit from Available Storm Damage Reserves	850,000	-
Funding Deficit from Available Capital Imp Restricted Reserves	2,196,395	-
Funding Deficit from Available Capital Imp Un Restricted Reserves	3,860,762	761,459
Funding Deficit from CFD-2013-1 Bond Proceeds	11,430,000	1,696,000
Net assets, End of Year	<u><u>0</u></u>	<u><u>0</u></u>

**Cañitas Municipal Water District**  
**Revenue 2019 / 2020**

Board Approved

12% Rate Increase  
 11,196 AF - CMWD  
 1,657 AF - Ojai

**Revenue**

<b>Water Sales - Residential</b>			
11-4-00	4000-00	Water Sales - Residential Gravity	9,735
11-4-00	4001-00	Water Sales - Residential Pumped	744,732
11-4-00	4001-85	Water Sales - Residential Pumped - Ojai	656,915
<b>Water Sales - Business</b>			
11-4-00	4010-00	Water Sales - Business Gravity	620
11-4-00	4011-00	Water Sales - Business Pumped	406,786
11-4-00	4011-85	Water Sales - Business Pumped - Ojai	277,353
<b>Water Sales Industrial</b>			
11-4-00	4020-00	Water Sales - Industrial Gravity	0
11-4-00	4021-00	Water Sales - Industrial Pumped	9,216
11-4-00	4021-85	Water Sales - Industrial Pumped - Ojai	1,182
<b>Water Sales - Resale</b>			
11-4-00	4030-00	Water Sales - Resale Gravity	1,147,947
11-4-00	4031-00	Water Sales - Resale Pumped	379,893
<b>Water Sales - Other</b>			
11-4-00	4040-00	Water Sales - Temporary Meter - Pumped	18,829
11-4-00	4040-85	Water Sales - Temporary Meter - Pumped - Ojai	156
11-4-00	4041-00	Water Sales - Other Water Sales - Gravity	7,242
11-4-00	4042-00	Water Sales - Other Water Sales - Pumped	116,170
11-4-00	4042-85	Water Sales - Other Water Sales - Pumped - Ojai	58,830
<b>Water Sales - Fire Prevention</b>			
11-4-00	4050-00	Fire Prevention - General	0
11-4-00	4051-00	Fire Prevention - Hydrants	0
<b>Water Sales - Agriculture Domestic</b>			
11-4-00	4060-00	Water Sales - Ag Domestic - Gravity	63,785
11-4-00	4061-00	Water Sales - Ag Domestic - Pumped	1,826,913
11-4-00	4061-85	Water Sales - Ag Domestic - Pumped - Ojai	21,995
<b>Water Sales - Agriculture</b>			
11-4-00	4070-00	Water Sales - Agricultural - Gravity	42,341
11-4-00	4071-00	Water Sales - Agricultural - Pumped	1,280,743
11-4-00	4071-85	Water Sales - Agricultural - Pumped - Ojai	1,694
<b>Water Sales - Interdepartmental</b>			
11-4-00	4080-00	Water Sales - Recreation - Gravity	
11-4-00	4081-00	Water Sales - Recreation - Pumped	34,732
<b>Water Services - Other</b>			
11-4-00	4090-00	Capital Facilities Charge	76,593
11-4-00	4091-00	Energy Surcharge	
11-4-00	4092-00	Forfeited Deposits / Penalties	
11-4-00	4093-00	Meter Tests and Installations	2,887
11-4-00	4094-00	Sale of Plans or Bid Packets	
11-4-00	4095-00	Temporary Installation	
11-4-00	4096-00	Water Storage Valuation	
11-4-00	4097-00	Work Order Close Revenue	
11-4-00	4150-00	Meter Standby - CMWD Residential	1,250,271.91
11-4-00	4151-00	Meter Standby - CMWD Commercial	104,644.21

7,107,807.55

11-4-00	4152-00	Meter Standby - CMWD Industrial	30,685.44
11-4-00	4153-00	Meter Standby - CMWD Agriculture	185,104.77
11-4-00	4154-00	Meter Standby - CMWD Institutional	39,931.80
11-4-00	4155-00	Meter Standby - CMWD Temporary	26,244.54
11-4-00	4156-00	Meter Standby - CMWD Ag Residential	341,049.63
11-4-00	4157-00	Meter Standby - CMWD Interdepartmental	17,583.36
11-4-00	4158-00	Meter Standby - CMWD Resale	285,844.50
11-4-00	4150-85	Meter Standby - Ojai Residential	1,111,669.06
11-4-00	4151-85	Meter Standby - Ojai Commercial	202,061.50
11-4-00	4152-85	Meter Standby - Ojai Industrial	1,572.28
11-4-00	4153-85	Meter Standby - Ojai Agriculture	2,720.84
11-4-00	4154-85	Meter Standby - Ojai Institutional	33,661.89
11-4-00	4155-85	Meter Standby - Ojai Temporary	560.19
11-4-00	4156-85	Meter Standby - Ojai Ag Residential	3,282.52
11-4-00	4159-00	Meter Standby - Fire Service	76,336.67
11-4-00	4099-00	Pump Charges	0
<b>Revenue - Interest</b>			
11-4-00	4100-00	1% Tax Allocation	0
11-4-00	4105-00	Assessments - Oak View	0
11-4-00	4110-00	Interest on BPC and Taormina	0
11-4-00	4115-00	Interest on Time Deposits and Investments	530,518
11-4-00	4120-00	Protested Tax Apportionment	

3,792,705.06

<b>Revenue - Taxes and Assessments</b>			
11-4-00	4200-00	1 % - Secured Current General Fund	2,259,862
11-4-00	4205-00	1 % - Redemption & In Lieu	0
11-4-00	4210-00	1 % - Secured Prior Year General Fund	0
11-4-00	4215-00	1 % - Unsecured Current General Fund	0
11-4-00	4220-00	1 % - Unsecured Prior Year General Fund	0
11-4-00	4225-00	Availability Charge Current - Oak View	0
11-4-00	4230-00	Availability Charge Prior Year - Oak View	0
69-4-00	4010-00	MMWS - Tax Secured	19,192
11-4-00	4235-00	RDA Pass Through	94,466
75-4-00	4010-00	CFD-2013	2,657,884

<b>Revenue - Other Governmental Agencies</b>			
11-4-00	4300-00	Federal Disaster Assistance	0
11-4-00	4305-00	Grant Revenue - Federal	0
11-4-00	4310-00	Local - City of Ventura USGS	0
11-4-00	4315-00	State - Homeowners Property Tax	0
11-4-00	4320-00	State - Other	

5,561,921.40

<b>Revenue - Delinquency On-Off Fees / Water</b>			
11-4-00	4350-00	Hang Tag Fee	37,020
11-4-00	4351-00	Turn Off Fee	7,200
11-4-00	4352-00	Turn On Fee	7,080
11-4-00	4353-00	Late Fee - Residential	49,042
11-4-00	4357-00	Late Fee - Business	7,441
11-4-00	4361-00	Late Fee - Industrial	371
11-4-00	4365-00	Late Fee - Resale	229
11-4-00	4369-00	Late Fee - Other	1,315
11-4-00	4373-00	Late Fee - Fire Prevention	0
11-4-00	4377-00	Late Fee - Agriculture Domestic	9,424
11-4-00	4381-00	Late Fee - Agriculture	2,877
11-4-00	4385-00	Late Fee - Interdepartmental	0
11-4-00	4395-00	N.S.F. - Returned Check Fee	810

122,808.49

<b>Revenue - Other</b>			
11-4-00	4400-00	Flexible Storage	4,472
11-4-00	4405-00	Gain / Loss on Sale of Fixed Assets	0
11-4-00	4410-00	Grant Revenue - Other	4,458,300

11-4-00	4420-00	Miscellaneous Revenue	33,799
11-4-00	4415-00	Habitat Conservation Plan	0
11-4-00	4425-00	Sale of Fixed Assets	0
11-4-00	4430-00	Variation in Water Sales	0
11-4-00	4445-00	Energy Capacity	17,542

4,514,112.92

<b>Revenue - Park Entrance Fees and Permits / Recreation</b>			
11-4-62	4500-00	Animal Permit	14,500
11-4-62	4510-00	Boat Fees - Annual	24,000
11-4-62	4515-00	Boat Fees - Daily	8,500
11-4-62	4525-00	Boat Inspection Fees - Quagga	2,000
11-4-62	4530-00	Boat Fees - Overnight	800
11-4-62	4535-00	Boat Lock Revenue - Quagga	500
11-4-62	4540-00	Boating Grant - Launching Facility - Archived	0
11-4-62	4545-00	Camping Fees	1,835,000
11-4-62	4550-00	Camping Promotion	0
11-4-62	4555-00	Commercials - Recreation	1,200
11-4-62	4560-00	Deposit Forfeit	0
11-4-62	4565-00	Donation vouchers	-2,000
11-4-62	4570-00	Events - Recreation	42,000
11-4-62	4575-00	Event Reimbursement - Recreation	0
11-4-62	4580-00	Federal Disaster Assistance - Recreation	0
11-4-62	4585-00	Gift Cards and Certificates	500
11-4-62	4590-00	Grants - Recreation	121,000
11-4-62	4595-00	Guest Pass - Recreation	0
11-4-62	4600-00	Kayak & Canoes Annual - Recreation	3,600
11-4-62	4605-00	Kayak and Canoes Daily - Recreation	9
11-4-62	4610-00	Miscellaneous Revenue	0
11-4-62	4620-00	Rain Checks - Recreation	0
11-4-62	4625-00	Reservations	139,000
11-4-62	4630-00	Shower Facility Fees	46,000
11-4-62	4635-00	Trailer Storage Fees	208,000
11-4-62	4640-00	Vehicle Fees - Daily	455,000
11-4-62	4645-00	Violation Ordinance Fees	3,000
11-4-62	4650-00	Visitor Cards	138,000

3,040,609.00

<b>Revenue - Concessions / Recreation</b>			
11-4-62	4705-00	Boat Rental - Concession	58,000
11-4-62	4720-00	Park Store - Recreation	52,000
11-4-62	4725-00	Snack Bar - Concession	24,000
11-4-62	4740-00	Water Park Snack Bar	10,500

144,500.00

<b>Revenue - Water Park</b>			
11-4-65	4805-00	Water Park - Late Day Pass	110,000
11-4-65	4810-00	Water Park - Group Pass Fee	-1,360
11-4-65	4815-00	Water Park - Junior Lifeguard Fee	6,000
11-4-66	4818-00	Water Park - Lifeguard Training Materials	700
11-4-65	4820-00	Water Park - Locker Fee	1,400
11-4-65	4825-00	Water Park - Next Day Pass Fee	-700
11-4-65	4830-00	Water Park - Gift Certificates	500
11-4-65	4835-00	Water Park - Rain Checks	-300
11-4-65	4840-00	Water Park - Reservation Fee	54,000
11-4-65	4845-00	Water Park - Season Pass Fee	25,000
11-4-65	4850-00	Water Park - Shade Rental Fee	7,200
11-4-65	4855-00	Water Park - Shower Facility Fees	0
11-4-65	4860-00	Water Park - Single Splash Fee	750,000
11-4-65	4865-00	Water Park - Special Event Fee	0
11-4-65	4870-00	Water Park - Water Fitness - Fee	12,500

964,940.00

Revenue - Other / Recreation			
11-4-62	4900-00	Collection Over / Short - Recreation OP	0
11-4-65	4900-00	Collection Over / Short - Recreation WP	0
<b>Total Revenue</b>			25,249,404

25,249,404.42

## 34

11 -GENERAL FUND  
FINANCIAL SUMMARY

	BUDGET 2018-2019	REV./EXP. T0:30Jun19	DEPARTMENT REQUESTED	GEN MGR RECOMMENDED	BOARD APPROVED
REVENUE SUMMARY					
NON DEPARTMENTAL					
WATER SALES	7,320,810	4,881,251	7,107,809	7,107,809	7,107,809
WATER SERVICES	4,421	11,725	2,887	2,887	2,887
WATER STANDBY	4,037,332	3,366,300	3,713,225	3,713,225	3,713,225
WATER DELINQUENCY	137,524	624,350	122,809	122,809	122,809
WATER REVENUE OTHER	230,072	836,157	4,514,113	4,514,113	4,514,113
CAPITAL FACILITIES	73,423	130,016	76,593	76,593	76,593
INTEREST	522,870	499,821	549,710	549,710	549,710
TAXES & ASSESSMENTS	2,205,992	2,303,397	4,917,746	4,917,746	4,917,746
OTHER GOVT. AGENCIES	405,000	335,352	0	0	0
MISCELLANEOUS REVENUES	94,000	134,018	94,466	94,466	94,466
TOTAL NON DEPARTMENTAL	15,031,444	13,122,388	21,099,358	21,099,358	21,099,358
RECREATION - OPERATIONS					
RECREATION PARK	3,438,013	2,461,934	2,884,609	3,040,609	3,040,609
RECREATION-CONCESSION	145,700	100,411	134,000	134,000	134,000
RECREATION OTHER	0	2,742	0	0	0
TOTAL RECREATION - OPERATIONS	3,583,713	2,565,087	3,018,609	3,174,609	3,174,609
RECREATION - WATER PARK					
RECREATION-CONCESSION	7,000	7,591	10,500	10,500	10,500
RECREATION-WATER PARK	1,007,200	686,335	964,940	964,940	964,940
RECREATION OTHER	0	( 58)	0	0	0
TOTAL RECREATION - WATER PARK	1,014,200	693,867	975,440	975,440	975,440
TOTAL REVENUE	19,629,357	16,381,342	25,093,407	25,249,407	25,249,407



35

11 -GENERAL FUND  
FINANCIAL SUMMARY

	BUDGET 2018-2019	REV./EXP. T0:30Jun19	DEPARTMENT REQUESTED	GEN MGR RECOMMENDED	BOARD APPROVED
<b>EXPENDITURE SUMMARY</b>					
<b>RETIREES</b>					
Benefits	574,814	475,162	542,655	542,655	542,655
TOTAL RETIREES	574,814	475,162	542,655	542,655	542,655
<b>BOARD OF DIRECTORS</b>					
Salaries	64,497	69,590	113,155	113,155	113,155
Benefits	90,539	89,041	90,509	90,509	90,509
Services & Supplies	31,900	13,417	9,300	9,300	9,300
TOTAL BOARD OF DIRECTORS	186,936	172,048	212,964	212,964	212,964
<b>MANAGEMENT</b>					
Salaries	673,896	563,702	694,168	694,168	694,168
Benefits	212,251	134,910	191,005	191,005	191,005
Services & Supplies	522,000	435,900	452,250	452,250	452,250
TOTAL MANAGEMENT	1,408,147	1,134,512	1,337,423	1,337,423	1,337,423
<b>INFORMATION TECHNOLOGY</b>					
Salaries	135,475	144,932	218,773	186,925	191,125
Benefits	46,075	56,999	54,107	49,430	52,943
Services & Supplies	52,850	27,129	34,600	32,600	32,600
Services & Supplies-W.O.	0	0	46,750	46,750	46,750
TOTAL INFORMATION TECHNOLOGY	234,400	229,060	354,230	315,705	323,418
<b>WATER CONSERVATION</b>					
Salaries	380,110	192,530	490,515	490,515	490,515
Benefits	58,547	88,230	136,943	136,943	136,943
Services & Supplies	170,801	181,904	171,767	171,767	171,767
TOTAL WATER CONSERVATION	609,458	462,665	799,225	799,225	799,225
<b>FISHERIES</b>					
Salaries	299,915	288,886	341,965	341,965	341,965
Benefits	87,230	111,603	101,930	101,930	101,930
Services & Supplies	76,675	55,129	45,675	33,975	33,975
Services & Supplies-W.O.	150,000	109,644	0	0	0
TOTAL FISHERIES	613,820	565,261	489,570	477,870	477,870
<b>ADMINISTRATION SERVICES</b>					
Salaries	505,641	465,565	742,091	705,890	705,890
Benefits	199,787	201,833	298,757	292,888	292,888
Services & Supplies	967,914	800,045	997,439	997,439	997,439
Other Operating Expenses	( 1,709,241)	0	( 1,643,487)	( 1,530,955)	( 1,544,838)
TOTAL ADMINISTRATION SERVICES	( 35,899)	1,467,444	394,800	465,262	451,379

## 36

11 -GENERAL FUND  
FINANCIAL SUMMARY

	BUDGET 2018-2019	REV./EXP. T0:30Jun19	DEPARTMENT REQUESTED	GEN MGR RECOMMENDED	BOARD APPROVED
<b>WAREHOUSE</b>					
Salaries	9,213	8,780	9,774	9,774	9,774
Benefits	1,451	2,291	1,585	1,585	1,585
Services & Supplies	16,200	9,794	15,500	15,500	15,500
TOTAL WAREHOUSE	26,864	20,865	26,859	26,859	26,859
<b>GARAGE</b>					
Salaries	21,517	9,634	22,720	22,720	22,720
Benefits	34,530	2,377	3,683	3,683	3,683
Services & Supplies	( 53,333)	( 35,938)	( 95,718)	( 95,718)	( 95,718)
Services & Supplies-W.O.	77,000	145,929	366,500	141,500	141,500
TOTAL GARAGE	79,714	122,002	297,185	72,185	72,185
<b>SAFETY</b>					
Salaries	103,544	90,511	108,749	108,749	108,749
Benefits	16,307	40,535	46,722	46,722	46,722
Services & Supplies	16,600	10,232	15,480	15,480	15,480
TOTAL SAFETY	136,451	141,278	170,951	170,951	170,951
<b>ENGINEERING</b>					
Salaries	719,346	591,719	962,969	796,059	808,209
Benefits	273,908	219,505	267,787	240,727	241,656
Services & Supplies	298,217	437,352	564,570	223,920	223,920
Salaries - Work Orders	0	108,075	0	0	0
Benefits - Work Orders	0	16,126	0	0	0
Services & Supplies-W.O.	3,366,000	1,547,421	25,750,450	18,852,450	20,708,000
TOTAL ENGINEERING	4,657,471	2,920,197	27,545,776	20,113,156	21,981,785
<b>WATER QUALITY - LAB</b>					
Salaries	194,409	314,246	332,677	332,677	338,477
Benefits	61,963	106,971	99,423	99,423	100,171
Services & Supplies	193,984	141,568	241,326	241,326	241,326
Services & Supplies-W.O.	0	0	109,000	109,000	109,000
TOTAL WATER QUALITY - LAB	450,356	562,784	782,426	782,426	788,974
<b>UTILITIES MAINTENANCE</b>					
Salaries	315,421	290,801	375,107	375,107	385,707
Benefits	139,874	129,601	130,980	130,980	132,699
Services & Supplies	103,283	81,749	145,380	142,380	142,380
Services & Supplies-W.O.	50,000	30,357	100,000	100,000	100,000
TOTAL UTILITIES MAINTENANCE	608,578	532,508	751,467	748,467	760,786
<b>ELECTRICAL MECHANICAL</b>					
Salaries	479,540	393,149	590,443	590,443	622,643
Benefits	183,625	142,884	186,304	186,304	191,525
Services & Supplies	2,019,050	1,388,154	2,199,029	2,199,029	2,199,029
Services & Supplies-W.O.	745,500	178,503	1,492,700	1,318,700	1,318,700
TOTAL ELECTRICAL MECHANICAL	3,427,715	2,102,690	4,468,476	4,294,476	4,331,897

37

11 -GENERAL FUND  
FINANCIAL SUMMARY

	BUDGET 2018-2019	REV./EXP. T0:30Jun19	DEPARTMENT REQUESTED	GEN MGR RECOMMENDED	BOARD APPROVED
<b>DIST MAINT - PIPELINE</b>					
Salaries	567,338	609,136	623,172	623,172	694,872
Benefits	252,415	241,194	238,720	238,720	250,345
Services & Supplies	696,780	643,804	931,265	947,765	947,765
Services & Supplies-W.O.	0	43,568	40,000	40,000	40,000
TOTAL DIST MAINT - PIPELINE	1,516,533	1,537,702	1,833,157	1,849,657	1,932,982
<b>WATER TREATMENT</b>					
Salaries	765,049	746,663	596,999	596,999	681,299
Benefits	293,890	307,101	311,348	311,348	325,015
Services & Supplies	821,733	547,130	964,770	964,770	964,770
Services & Supplies-W.O.	368,400	243,678	478,500	380,500	380,500
TOTAL WATER TREATMENT	2,249,072	1,844,571	2,351,617	2,253,617	2,351,584
<b>OPERATIONS - MAINTENANCE</b>					
Salaries	188,943	167,470	202,485	202,485	213,385
Benefits	80,668	75,067	131,009	131,009	132,776
Services & Supplies	119,300	127,670	182,530	196,530	196,530
Services & Supplies-W.O.	0	2,930	336,500	850,000	850,000
TOTAL OPERATIONS - MAINTENANCE	388,911	373,136	852,524	1,380,024	1,392,691
<b>RECREATION - OPERATIONS</b>					
Salaries	1,003,462	1,145,764	1,195,880	1,195,880	1,213,880
Benefits	385,899	354,069	365,762	365,762	369,280
Services & Supplies	287,427	285,457	343,140	338,140	338,140
Other Operating Expenses	849,594	0	820,487	745,559	756,865
Services & Supplies-W.O.	30,000	33,085	0	0	0
TOTAL RECREATION - OPERATIONS	2,556,382	1,818,375	2,725,269	2,645,341	2,678,165
<b>RECREATION - MAINTENANCE</b>					
Salaries	406,900	439,420	517,144	450,657	453,157
Benefits	118,098	138,444	134,008	128,922	129,584
Services & Supplies	334,225	410,435	362,655	360,155	360,155
Other Operating Expenses	321,037	0	342,114	304,510	306,171
Services & Supplies-W.O.	75,000	72,767	992,000	250,000	250,000
TOTAL RECREATION - MAINTENANCE	1,255,260	1,061,067	2,347,921	1,494,244	1,499,067
<b>RECREATION - PUBLIC REL</b>					
Salaries	306,629	147,911	299,000	299,000	300,000
Benefits	28,733	15,440	28,792	28,792	28,953
Services & Supplies	111,768	78,043	173,960	173,960	173,960
Other Operating Expenses	205,074	0	172,221	172,221	172,832
TOTAL RECREATION - PUBLIC REL	652,204	241,394	673,973	673,973	675,745

38

11 -GENERAL FUND  
FINANCIAL SUMMARY

	BUDGET 2018-2019	REV./EXP. T0:30Jun19	DEPARTMENT REQUESTED	GEN MGR RECOMMENDED	BOARD APPROVED
<hr/>					
RECREATION - WATER PARK					
Salaries	500,259	432,942	511,859	511,859	512,359
Benefits	45,180	77,678	75,626	75,626	75,707
Services & Supplies	175,042	142,325	183,530	183,530	183,530
Other Operating Expenses	333,536	0	308,665	308,665	308,970
Services & Supplies-W.O.	34,500	14,862	0	0	0
TOTAL RECREATION - WATER PARK	1,088,517	667,806	1,079,680	1,079,680	1,080,566
<hr/>					
TOTAL EXPENDITURES	22,685,704	18,452,528	50,038,148	41,736,160	43,889,171
REVENUE OVER/(UNDER) EXPENDITURES	( 3,056,347)	( 2,071,186)	( 24,944,741)	( 16,486,753)	( 18,639,764)

39

11 -GENERAL FUND

REVENUES	BUDGET 2018-2019	REVENUES T0:30Jun19	DEPARTMENT REQUESTED	GEN MGR RECOMMENDED	BOARD APPROVED
NON DEPARTMENTAL =====					
WATER SALES					
Water Sales - Residential Grav	11,912	7,545	9,735	9,735	9,735
Water Sales - Residential Pump	1,385,843	1,071,840	1,401,647	1,401,647	1,401,647
Water Sales - Commercial Gr	803	426	620	620	620
Water Sales - Commercial Pump	739,661	471,440	684,139	684,139	684,139
Water Sales - Industrial Pumpe	11,082	12,323	10,398	10,398	10,398
Water Sales - Resale Gravity	1,133,146	850,080	1,147,947	1,147,947	1,147,947
Water Sales - Resale Pumped	783,378	429,970	379,893	379,893	379,893
Water Sales - Temporary Meter	128,818	14,097	18,985	18,985	18,985
Water Sales - Insitutional Gr	8,916	4,269	7,242	7,242	7,242
Water Sales - Institutional Pu	170,248	92,375	175,000	175,000	175,000
Water Sales - Fire Prev Genera	359	0	0	0	0
Water Sales - Ag Domestic - Gr	64,474	36,462	63,785	63,785	63,785
Water Sales - Ag Domestic - Pu	1,649,426	1,098,420	1,848,908	1,848,908	1,848,908
Water Sales - Agricultural - G	37,459	22,383	42,341	42,341	42,341
Water Sales - Agricultural - P	1,162,626	749,170	1,282,437	1,282,437	1,282,437
Water Sales - Recreation - Pu	32,659	20,451	34,732	34,732	34,732
TOTAL WATER SALES	7,320,810	4,881,251	7,107,809	7,107,809	7,107,809
WATER SERVICES					
Meter Tests & Installations	4,421	11,725	2,887	2,887	2,887
TOTAL WATER SERVICES	4,421	11,725	2,887	2,887	2,887
WATER STANDBY					
Meter Chg - CMWD Residential	2,568,849	2,153,314	2,361,941	2,361,941	2,361,941
Meter Chg - CMWD Commercial	350,705	246,489	306,706	306,706	306,706
Meter Chg - CMWD Industrial	34,645	30,012	32,258	32,258	32,258
Meter Chg - CMWD Agriculture	201,564	171,864	187,826	187,826	187,826
Meter Chg - CMWD Institutional	80,084	61,503	73,594	73,594	73,594
Meter Chg - CMWD Temporary	27,581	18,350	26,805	26,805	26,805
Meter Chg - CMWD Ag Residentia	368,490	326,579	344,332	344,332	344,332
Meter Chg - CMWD Interdepartme	18,841	14,653	17,583	17,583	17,583
Meter Chg - CMWD Resale	259,721	327,384	285,845	285,845	285,845
Meter Chg - Fire Service	126,852	16,153	76,337	76,337	76,337
TOTAL WATER STANDBY	4,037,332	3,366,300	3,713,225	3,713,225	3,713,225
WATER DELINQUENCY					
Hang Tag Fee	27,760	28,220	37,020	37,020	37,020
Turn Off Fee	5,640	5,260	7,200	7,200	7,200
Turn On Fee	5,640	5,260	7,080	7,080	7,080
Late Fee - Residential	39,279	38,573	49,042	49,042	49,042
Alloc Penalty - Residential	0	597,220	0	0	0
Alloc Penalty - Business	0	( 1,300)	0	0	0

40

11 -GENERAL FUND

REVENUES	BUDGET 2018-2019	REVENUES T0:30Jun19	DEPARTMENT REQUESTED	GEN MGR RECOMMENDED	BOARD APPROVED
Late Fee - Business	2,400	2,025	7,441	7,441	7,441
Late Fee - Industrial	488	258	371	371	371
Late Fee - Resale	32,661	102	229	229	229
Late Fee - Other	2,349	1,426	1,315	1,315	1,315
Alloc Penalty - Other	0	( 6,920)	0	0	0
Late Fee - Agriculture Domesti	12,064	844	9,424	9,424	9,424
Alloc Penalty - Ag Domestic	0	( 24,325)	0	0	0
Late Fee - Agriculture	7,983	1,917	2,877	2,877	2,877
Alloc Penalty - Agriculture	0	( 25,140)	0	0	0
N.S.F. - Returned Check Fee	1,260	930	810	810	810
TOTAL WATER DELINQUENCY	137,524	624,350	122,809	122,809	122,809
WATER REVENUE OTHER					
Flexible Storage	4,472	4,472	4,472	4,472	4,472
Grant Revenue - Other	150,000	0	4,458,300	4,458,300	4,458,300
Miscellaneous Revenue - Other	60,000	829,982	33,799	33,799	33,799
Bad Debt Collection Recovery	0	1,010	0	0	0
Administration Fee	0	693	0	0	0
Energy Capacity Revenue	15,600	0	17,542	17,542	17,542
TOTAL WATER REVENUE OTHER	230,072	836,157	4,514,113	4,514,113	4,514,113
CAPITAL FACILITIES					
Capital Facilities Charge	73,423	130,016	76,593	76,593	76,593
TOTAL CAPITAL FACILITIES	73,423	130,016	76,593	76,593	76,593
INTEREST					
1% Tax Allocation	0	10,473	0	0	0
Interest on BPC and Taormina	0	0	19,192	19,192	19,192
Interest on Time Deposits and	522,870	489,348	530,518	530,518	530,518
TOTAL INTEREST	522,870	499,821	549,710	549,710	549,710
TAXES & ASSESSMENTS					
1 % - Secured Current General	2,186,972	2,227,800	2,259,862	2,259,862	2,259,862
1 % - Secured Prior Year Gener	0	8,963	0	0	0
1 % - Unsecured Current Genera	0	66,631	0	0	0
1 % - Unsecured Prior Year Gen	0	3	0	0	0
Miramonte Tax Secured	19,020	0	0	0	0
CFD - 2013	0	0	2,657,884	2,657,884	2,657,884
TOTAL TAXES & ASSESSMENTS	2,205,992	2,303,397	4,917,746	4,917,746	4,917,746
OTHER GOVT. AGENCIES					
Federal Disaster Assistance	325,000	0	0	0	0
State - Homeowners Property Ta	0	14,694	0	0	0
State - Other	80,000	320,658	0	0	0
TOTAL OTHER GOVT. AGENCIES	405,000	335,352	0	0	0

41

11 -GENERAL FUND

REVENUES	BUDGET 2018-2019	REVENUES T0:30Jun19	DEPARTMENT REQUESTED	GEN MGR RECOMMENDED	BOARD APPROVED
<b>MISCELLANEOUS REVENUES</b>					
RDA - Pass Through	94,000	134,018	94,466	94,466	94,466
TOTAL MISCELLANEOUS REVENUES	94,000	134,018	94,466	94,466	94,466
<hr/>					
TOTAL NON DEPARTMENTAL	15,031,444	13,122,388	21,099,358	21,099,358	21,099,358
<b>RECREATION - OPERATIONS</b>					
=====					
<b>RECREATION PARK</b>					
Animal Permit	15,000	13,659	14,500	14,500	14,500
Boat Fees - Annual	33,000	21,242	24,000	24,000	24,000
Boat Fees - Daily	9,800	6,175	8,500	8,500	8,500
Boat Fees Annual - Refund Quag	3,000	0	0	0	0
Boat Inspection Fees - Quagga	0	1,443	2,000	2,000	2,000
Boat Fees - Overnight	800	380	800	800	800
Boat Lock Revenue - Quagga	3,000	1,152	500	500	500
Camping Fees	1,995,000	1,423,792	1,800,000	1,835,000	1,835,000
Camping Promotion	0	5,883	0	0	0
Commercials - Recreation	1,500	150	1,200	1,200	1,200
Donation vouchers	( 2,000)	0	( 2,000)	( 2,000)	( 2,000)
Events - Recreation	20,000	32,971	42,000	42,000	42,000
Event Reimbursement - Recreatio	2,500	0	0	0	0
Federal Disaster Assistance -	30,000	7,562	0	0	0
Gift Cards and Certificates	1,200	874	500	500	500
Grants - Recreation	311,000	139,523	0	121,000	121,000
Guest Pass - Off Season	0	( 200)	0	0	0
Impound Fee	0	50	0	0	0
Kayak & Canoes Annual - Recrea	3,000	3,203	3,600	3,600	3,600
Kayak and Canoes Daily - Recrr	35	9	9	9	9
Miscellaneous Revenue	12,228	2,118	0	0	0
Rain Checks - Recreation	( 250)	( 524)	0	0	0
Reservations	155,000	109,667	139,000	139,000	139,000
Shower Facility Fees	24,000	28,628	46,000	46,000	46,000
Snow Bird Pumping	0	2,340	0	0	0
Trailer Storage Fees	190,000	214,429	208,000	208,000	208,000
Vehicle Fees - Daily	485,000	327,892	455,000	455,000	455,000
Violation Ordinance Fees	1,200	2,265	3,000	3,000	3,000
Visitor Cards	144,000	117,252	138,000	138,000	138,000
TOTAL RECREATION PARK	3,438,013	2,461,934	2,884,609	3,040,609	3,040,609
<b>RECREATION-CONCESSION</b>					
Boat Rental - Concession	65,000	39,513	58,000	58,000	58,000
Park Store - Recreation	53,000	42,060	52,000	52,000	52,000
Cafe - Concession	27,700	18,922	24,000	24,000	24,000
Trailer Rental Concession	0	( 84)	0	0	0
TOTAL RECREATION-CONCESSION	145,700	100,411	134,000	134,000	134,000

42

11 -GENERAL FUND

REVENUES	BUDGET 2018-2019	REVENUES T0:30Jun19	DEPARTMENT REQUESTED	GEN MGR RECOMMENDED	BOARD APPROVED
<b>RECREATION OTHER</b>					
Over / Short - Recreation	0	2,742	0	0	0
TOTAL RECREATION OTHER	0	2,742	0	0	0
<hr/>					
TOTAL RECREATION - OPERATIONS	3,583,713	2,565,087	3,018,609	3,174,609	3,174,609
<b>RECREATION - WATER PARK</b>					
=====					
<b>RECREATION-CONCESSION</b>					
Water Park Snack Bar	7,000	7,591	10,500	10,500	10,500
TOTAL RECREATION-CONCESSION	7,000	7,591	10,500	10,500	10,500
<b>RECREATION-WATER PARK</b>					
Water Park - Late Day Pass Fee	116,000	82,315	110,000	110,000	110,000
Water Park - Group Pass Discou	( 4,500)	( 2,506)	( 1,360)	( 1,360)	( 1,360)
Water Park - Guest Pass Hosts	0	( 514)	0	0	0
Water Park - Junior Lifeguard	7,000	4,370	6,000	6,000	6,000
Water Park - Lifeguard Trainin	800	290	700	700	700
Water Park - Locker Fee	1,200	828	1,400	1,400	1,400
Water Park - Next Day Pass Fee	( 1,200)	( 700)	( 700)	( 700)	( 700)
Water Park - Promotion	( 600)	208	500	500	500
Water Park - Rain Checks	( 1,000)	( 824)	( 300)	( 300)	( 300)
Water Park - Reservation Fee	60,000	39,112	54,000	54,000	54,000
Water Park - Season Pass Fee	28,000	7,946	25,000	25,000	25,000
Water Park - Shade Rental Fee	10,000	5,025	7,200	7,200	7,200
Water Park - Shower Facility F	17,000	6,043	0	0	0
Water Park - Single Splash Fee	762,000	536,569	750,000	750,000	750,000
Water Park - Special Event Fee	1,500	0	0	0	0
Water Park - Water Fitness - F	11,000	8,172	12,500	12,500	12,500
TOTAL RECREATION-WATER PARK	1,007,200	686,335	964,940	964,940	964,940
<b>RECREATION OTHER</b>					
Over / Short - Water Park	0	( 58)	0	0	0
TOTAL RECREATION OTHER	0	( 58)	0	0	0
<hr/>					
TOTAL RECREATION - WATER PARK	1,014,200	693,867	975,440	975,440	975,440
<hr/>					
TOTAL REVENUE	19,629,357	16,381,342	25,093,407	25,249,407	25,249,407



43

11 -GENERAL FUND

EXPENSES	BUDGET 2018-2019	EXPENDITURES T0:30Jun19	DEPARTMENT REQUESTED	GEN MGR RECOMMENDED	BOARD APPROVED
<b>RETIREES</b>					
=====					
Benefits					
Insurance - Employee Assistanc	0	( 14)	0	0	0
Insurance - Group Life	0	( 262)	0	0	0
Insurance - Group Health	542,670	449,045	512,542	512,542	512,542
Insurance - Group Dental	27,359	22,220	25,324	25,324	25,324
Insurance - Group Vision	4,785	4,174	4,789	4,789	4,789
TOTAL Benefits	574,814	475,162	542,655	542,655	542,655
Services & Supplies					
<hr/>					
TOTAL RETIREES	574,814	475,162	542,655	542,655	542,655

44

11 -GENERAL FUND

EXPENSES	BUDGET 2018-2019	EXPENDITURES T0:30Jun19	DEPARTMENT REQUESTED	GEN MGR RECOMMENDED	BOARD APPROVED
<b>BOARD OF DIRECTORS</b>					
=====					
Salaries					
Regular Salaries	64,497	69,590	113,155	113,155	113,155
TOTAL Salaries	64,497	69,590	113,155	113,155	113,155
Benefits					
Social Security Expense	3,999	4,443	7,016	7,016	7,016
Medicare Expense	935	1,039	1,641	1,641	1,641
Insurance - Group Life	196	213	189	189	189
Insurance - Group Health	81,060	78,946	77,480	77,480	77,480
Insurance - Group Dental	3,802	3,814	3,657	3,657	3,657
Insurance - Group Vision	547	586	526	526	526
TOTAL Benefits	90,539	89,041	90,509	90,509	90,509
Services & Supplies					
Service & Supplies	500	973	300	300	300
Computer Upgrades - Hardware	7,500	1,499	0	0	0
Computer Upgrades - Software	2,000	0	0	0	0
Communications - Radio & Telep	0	285	0	0	0
Printing & Binding	0	176	0	0	0
Office Supplies	0	450	0	0	0
Advertising & Legal Notices	0	319	0	0	0
Private Vehicle Mileage	2,500	3,020	3,500	3,500	3,500
Travel Expense	1,500	0	2,500	2,500	2,500
Directors Election Fees	15,000	4,706	0	0	0
Education & Training Seminars	2,900	1,988	3,000	3,000	3,000
TOTAL Services & Supplies	31,900	13,417	9,300	9,300	9,300
<hr/>					
TOTAL BOARD OF DIRECTORS	186,936	172,048	212,964	212,964	212,964

45

11 -GENERAL FUND

EXPENSES	BUDGET 2018-2019	EXPENDITURES T0:30Jun19	DEPARTMENT REQUESTED	GEN MGR RECOMMENDED	BOARD APPROVED
<b>MANAGEMENT</b>					
=====					
Salaries					
Regular Salaries	566,209	506,151	582,897	582,897	582,897
Vacation Pay	49,478	28,496	51,125	51,125	51,125
Jury Duty	2,910	0	3,007	3,007	3,007
Sick Pay	29,105	12,146	30,073	30,073	30,073
Holiday Pay	26,194	16,909	27,066	27,066	27,066
TOTAL Salaries	673,896	563,702	694,168	694,168	694,168
Benefits					
Insurance - Employee Assistanc	118	63	85	85	85
CalPers Pension Exp - PEPPRA	0	8,504	0	0	0
CalPERS Pension Exp - Classic	54,579	46,737	59,442	59,442	59,442
Social Security Expense	41,782	16,903	43,038	43,038	43,038
Medicare Expense	9,771	8,903	10,065	10,065	10,065
Insurance - Group Life	3,578	1,917	2,582	2,582	2,582
Insurance - Group Health	97,559	49,378	70,749	70,749	70,749
Insurance - Group Dental	4,317	2,211	4,649	4,649	4,649
Insurance - Group Vision	547	293	395	395	395
TOTAL Benefits	212,251	134,910	191,005	191,005	191,005
Services & Supplies					
District Equipment	0	26	0	0	0
Service & Supplies	12,000	10,757	0	0	0
Computer Upgrades - Hardware	3,000	4,012	0	0	0
Computer Upgrades - Software	10,000	430	0	0	0
Outside Contracts	2,000	0	0	0	0
Communications - Radio & Telep	0	1,416	0	0	0
Membership & Dues	162,600	141,561	79,450	79,450	79,450
Books & Publications	0	8,130	0	0	0
Postage Expense	0	149	0	0	0
Other Professional Fees	319,500	266,773	360,000	360,000	360,000
Private Vehicle Mileage	0	235	0	0	0
Travel Expense	6,700	136	6,700	6,700	6,700
Education & Training Seminars	6,200	2,120	6,100	6,100	6,100
Insurance - Aflac Service Fee	0	155	0	0	0
TOTAL Services & Supplies	522,000	435,900	452,250	452,250	452,250
Other Operating Expenses	_____	_____	_____	_____	_____
Salaries - Work Orders	_____	_____	_____	_____	_____
Benefits - Work Orders	_____	_____	_____	_____	_____

46

11 -GENERAL FUND

EXPENSES	BUDGET 2018-2019	EXPENDITURES T0:30Jun19	DEPARTMENT REQUESTED	GEN MGR RECOMMENDED	BOARD APPROVED
Services & Supplies-W.O.					
TOTAL MANAGEMENT	1,408,147	1,134,512	1,337,423	1,337,423	1,337,423

47

11 -GENERAL FUND

EXPENSES	BUDGET 2018-2019	EXPENDITURES T0:30Jun19	DEPARTMENT REQUESTED	GEN MGR RECOMMENDED	BOARD APPROVED
<b>INFORMATION TECHNOLOGY</b>					
=====					
<b>Salaries</b>					
Regular Salaries	111,320	122,148	136,566	110,397	110,397
Part Time - Temporary Wages	0	0	43,200	43,200	43,200
Overtime Pay	0	11,942	0	0	4,200
Vacation Pay	11,841	5,047	19,121	16,337	16,337
Jury Duty	230	0	372	317	317
Sick Pay	3,143	0	5,075	4,337	4,337
Holiday Pay	8,941	5,794	14,439	12,337	12,337
TOTAL Salaries	135,475	144,932	218,773	186,925	191,125
<b>Benefits</b>					
Insurance - Employee Assistanc	30	26	28	28	28
CalPERS Pension Exp - Classic	9,016	23,518	11,694	9,453	12,645
Social Security Expense	8,400	7,952	13,564	11,590	11,850
Medicare Expense	1,964	2,225	3,172	2,710	2,771
Insurance - Group Life	511	446	492	492	492
Insurance - Group Health	24,583	21,461	23,646	23,646	23,646
Insurance - Group Dental	1,337	1,167	1,286	1,286	1,286
Insurance - Group Vision	234	204	225	225	225
TOTAL Benefits	46,075	56,999	54,107	49,430	52,943
<b>Services &amp; Supplies</b>					
District Equipment	2,500	937	2,500	2,500	2,500
Service & Supplies	4,500	4,767	2,000	2,000	2,000
Computer Upgrades - Hardware	11,000	1,385	1,500	1,500	1,500
Computer Upgrades - Software	7,250	2,465	4,750	4,750	4,750
Outside Contracts	21,600	12,862	17,650	17,650	17,650
Clothing & Personal Supplies	500	243	500	500	500
Communications - Radio & Telep	1,500	4,047	1,500	1,500	1,500
Books & Publications	100	0	100	100	100
Small Tools	100	56	100	100	100
Private Vehicle Mileage	300	212	500	500	500
Education & Training Seminars	3,500	0	3,500	1,500	1,500
Insurance - Aflac Service Fee	0	155	0	0	0
TOTAL Services & Supplies	52,850	27,129	34,600	32,600	32,600
<b>Salaries - Work Orders</b>					
_____					
<b>Benefits - Work Orders</b>					
_____					
<b>Services &amp; Supplies-W.O.</b>					
Computer Upgrades - Hardware	0	0	46,750	46,750	46,750
TOTAL Services & Supplies-W.O.	0	0	46,750	46,750	46,750
<hr/>					
TOTAL INFORMATION TECHNOLOGY	234,400	229,060	354,230	315,705	323,418

48

11 -GENERAL FUND

EXPENSES	BUDGET 2018-2019	EXPENDITURES T0:30Jun19	DEPARTMENT REQUESTED	GEN MGR RECOMMENDED	BOARD APPROVED
<b>WATER CONSERVATION</b>					
=====					
<b>Salaries</b>					
Regular Salaries	293,523	113,323	371,811	371,811	371,811
Part Time - Temporary Wages	16,266	51,421	27,958	27,958	27,958
Overtime Pay	0	1,537	0	0	0
Vacation Pay	32,309	11,808	41,694	41,694	41,694
Jury Duty	1,901	0	2,453	2,453	2,453
Sick Pay	19,006	6,853	24,526	24,526	24,526
Holiday Pay	17,105	7,587	22,073	22,073	22,073
TOTAL Salaries	380,110	192,530	490,515	490,515	490,515
<b>Benefits</b>					
Insurance - Employee Assistanc	0	54	85	85	85
CalPers Pension Exp - PEPRA	0	6,482	0	0	0
CalPERS Employer Paid for Emp	0	3	0	0	0
CalPERS Pension Exp - Classic	29,468	22,574	30,922	30,922	30,922
Social Security Expense	23,567	12,329	30,412	30,412	30,412
Medicare Expense	5,512	2,883	7,112	7,112	7,112
Insurance - Group Life	0	455	1,415	1,415	1,415
Insurance - Group Health	0	35,639	63,053	63,053	63,053
Insurance - Group Dental	0	2,063	3,363	3,363	3,363
Insurance - Group Vision	0	435	581	581	581
Insurance - Unemployment	0	5,313	0	0	0
TOTAL Benefits	58,547	88,230	136,943	136,943	136,943
<b>Services &amp; Supplies</b>					
District Equipment	1,700	270	1,700	1,700	1,700
Service & Supplies	17,889	23,297	19,263	19,263	19,263
Computer Upgrades - Hardware	0	2,255	0	0	0
Computer Upgrades - Software	0	348	0	0	0
Outside Contracts	91,087	107,313	73,587	73,587	73,587
Clothing & Personal Supplies	0	170	0	0	0
Communications - Radio & Telep	1,008	2,552	0	0	0
Membership & Dues	11,205	7,907	14,305	14,305	14,305
Printing & Binding	12,500	6,407	22,500	22,500	22,500
Books & Publications	100	0	100	100	100
Office Supplies	0	18	5,000	5,000	5,000
Postage Expense	9,500	12,770	9,500	9,500	9,500
Advertising & Legal Notices	19,470	3,400	19,470	19,470	19,470
Private Vehicle Mileage	75	154	75	75	75
Travel Expense	2,850	656	2,850	2,850	2,850
Education & Training Seminars	3,417	4,567	3,417	3,417	3,417
Pre-Employment Screening	0	45	0	0	0
Insurance - Workers Compensati	0	9,776	0	0	0
TOTAL Services & Supplies	170,801	181,904	171,767	171,767	171,767

49

11 -GENERAL FUND

EXPENSES	BUDGET 2018-2019	EXPENDITURES T0:30Jun19	DEPARTMENT REQUESTED	GEN MGR RECOMMENDED	BOARD APPROVED
Other Operating Expenses	_____	_____	_____	_____	_____
Salaries - Work Orders	_____	_____	_____	_____	_____
Benefits - Work Orders	_____	_____	_____	_____	_____
Services & Supplies-W.O.	_____	_____	_____	_____	_____
<b>TOTAL WATER CONSERVATION</b>	<b>609,458</b>	<b>462,665</b>	<b>799,225</b>	<b>799,225</b>	<b>799,225</b>

50

11 -GENERAL FUND

EXPENSES	BUDGET 2018-2019	EXPENDITURES T0:30Jun19	DEPARTMENT REQUESTED	GEN MGR RECOMMENDED	BOARD APPROVED
<b>FISHERIES</b>					
=====					
Salaries					
Regular Salaries	211,402	236,584	244,858	244,858	244,858
Part Time - Temporary Wages	29,769	5,260	29,769	29,769	29,769
Overtime Pay	4,000	14,621	5,000	5,000	5,000
Vacation Pay	25,152	17,606	28,642	28,642	28,642
Jury Duty	1,480	0	1,685	1,685	1,685
Sick Pay	14,796	3,179	16,848	16,848	16,848
Holiday Pay	13,316	11,635	15,163	15,163	15,163
TOTAL Salaries	299,915	288,886	341,965	341,965	341,965
Benefits					
Insurance - Employee Assistanc	59	82	85	85	85
CalPers Pension Exp - PEPR	0	3,388	0	0	0
CalPERS Pension Exp - Classic	21,555	38,999	25,676	25,676	25,676
Social Security Expense	18,595	17,892	21,202	21,202	21,202
Medicare Expense	4,349	4,347	4,959	4,959	4,959
Insurance - Group Life	1,123	1,221	1,305	1,305	1,305
Insurance - Group Health	39,416	43,131	46,018	46,018	46,018
Insurance - Group Dental	1,762	1,977	2,104	2,104	2,104
Insurance - Group Vision	371	565	581	581	581
TOTAL Benefits	87,230	111,603	101,930	101,930	101,930
Services & Supplies					
District Equipment	8,400	7,125	8,400	8,400	8,400
Service & Supplies	10,900	5,478	10,900	10,900	10,900
Computer Upgrades - Hardware	1,000	0	0	0	0
Computer Upgrades - Software	1,000	0	1,000	1,000	1,000
Outside Contracts	2,000	0	2,000	2,000	2,000
Clothing & Personal Supplies	1,500	852	1,500	1,500	1,500
Communications - Radio & Telep	2,325	2,497	2,325	2,325	2,325
Membership & Dues	250	220	250	250	250
Printing & Binding	250	0	250	250	250
Books & Publications	300	0	300	300	300
Postage Expense	500	43	500	500	500
Other Professional Fees	30,000	11,476	0	0	0
Licenses & Permits	500	0	500	500	500
Private Vehicle Mileage	250	0	250	250	250
Travel Expense	13,000	24,340	13,000	1,300	1,300
Education & Training Seminars	4,500	3,000	4,500	4,500	4,500
Pre-Employment Screening	0	45	0	0	0
Insurance - Aflac Service Fee	0	53	0	0	0
TOTAL Services & Supplies	76,675	55,129	45,675	33,975	33,975



51

11 -GENERAL FUND

EXPENSES	BUDGET 2018-2019	EXPENDITURES T0:30Jun19	DEPARTMENT REQUESTED	GEN MGR RECOMMENDED	BOARD APPROVED
Other Operating Expenses	_____	_____	_____	_____	_____
Salaries - Work Orders	_____	_____	_____	_____	_____
Benefits - Work Orders	_____	_____	_____	_____	_____
Services & Supplies-W.O.					
Outside Contracts	150,000	109,644	0	0	0
TOTAL Services & Supplies-W.O.	150,000	109,644	0	0	0
TOTAL FISHERIES	613,820	565,261	489,570	477,870	477,870

52

11 -GENERAL FUND

EXPENSES	BUDGET 2018-2019	EXPENDITURES T0:30Jun19	DEPARTMENT REQUESTED	GEN MGR RECOMMENDED	BOARD APPROVED
<b>ADMINISTRATION SERVICES</b>					
=====					
Salaries					
Regular Salaries	418,543	388,334	615,145	585,637	585,637
Overtime Pay	5,500	2,904	3,000	3,000	3,000
Vacation Pay	37,491	32,321	56,948	53,872	53,872
Jury Duty	2,205	0	3,350	3,170	3,170
Sick Pay	22,054	21,171	33,499	31,690	31,690
Holiday Pay	19,848	20,835	30,149	28,521	28,521
TOTAL Salaries	505,641	465,565	742,091	705,890	705,890
Benefits					
Insurance - Employee Assistanc	178	139	226	226	226
CalPers Pension Exp - PEPPRA	0	6,163	0	0	0
CalPERS Pension Exp - Classic	40,506	66,213	63,288	60,188	60,188
Social Security Expense	31,350	27,209	46,010	43,765	43,765
Medicare Expense	7,333	7,033	10,761	10,237	10,237
Insurance - Group Life	2,056	1,698	3,094	3,094	3,094
Insurance - Group Health	111,892	88,239	166,259	166,259	166,259
Insurance - Group Dental	5,166	4,130	7,415	7,415	7,415
Insurance - Group Vision	1,306	1,010	1,704	1,704	1,704
TOTAL Benefits	199,787	201,833	298,757	292,888	292,888
Services & Supplies					
District Equipment	3,600	2,981	4,500	4,500	4,500
Service & Supplies	19,500	31,612	25,350	25,350	25,350
Utilities	35,000	23,925	37,000	37,000	37,000
Project Close	0	( 818)	0	0	0
Computer Upgrades - Hardware	3,600	3,479	0	0	0
Computer Upgrades - Software	5,000	0	5,000	5,000	5,000
Bank Charges	16,000	12,652	15,000	15,000	15,000
Purchased Water	3,200	1,643	3,200	3,200	3,200
Bad Debt Expense	8,500	0	5,000	5,000	5,000
Outside Contracts	139,046	157,427	153,150	153,150	153,150
Clothing & Personal Supplies	0	170	0	0	0
Communications - Radio & Telep	38,600	46,054	45,000	45,000	45,000
Office Equipment Maintenance	7,250	7,463	5,400	5,400	5,400
Membership & Dues	745	725	745	745	745
Printing & Binding	4,300	2,862	4,600	4,600	4,600
Office Supplies	11,500	15,358	13,000	13,000	13,000
Postage Expense	4,500	3,750	4,700	4,700	4,700
Other Professional Fees	53,200	56,884	46,000	46,000	46,000
Licenses & Permits	0	800	0	0	0
Safety Program	77,228	0	77,228	77,228	77,228
Private Vehicle Mileage	150	111	150	150	150
Travel Expense	2,500	100	2,500	2,500	2,500
Education & Training Seminars	3,800	90	2,300	2,300	2,300

53

11 -GENERAL FUND

EXPENSES	BUDGET 2018-2019	EXPENDITURES T0:30Jun19	DEPARTMENT REQUESTED	GEN MGR RECOMMENDED	BOARD APPROVED
Pre-Employment Screening	0	64	0	0	0
Interest / Penalty Expenses	270,695	110,152	279,416	279,416	279,416
Credit Card Fees	32,000	31,701	36,500	36,500	36,500
Petty Cash Over / Short	0	( 47)	0	0	0
Property Tax Collection Fee	5,500	5,704	5,700	5,700	5,700
Property Tax Administration Fee	22,500	23,898	26,000	26,000	26,000
Insurance - Liability Premium	65,000	66,125	65,000	65,000	65,000
Insurance - Workers Compensati	135,000	194,820	135,000	135,000	135,000
Insurance - Aflac Service Fee	0	359	0	0	0
TOTAL Services & Supplies	967,914	800,045	997,439	997,439	997,439
Other Operating Expenses					
Administration Overhead	( 1,709,241)	0	( 1,643,487)	( 1,530,955)	( 1,544,838)
TOTAL Other Operating Expenses	( 1,709,241)	0	( 1,643,487)	( 1,530,955)	( 1,544,838)
Salaries - Work Orders	_____	_____	_____	_____	_____
Benefits - Work Orders	_____	_____	_____	_____	_____
Services & Supplies-W.O.	_____	_____	_____	_____	_____
TOTAL ADMINISTRATION SERVICES	( 35,899)	1,467,444	394,800	465,262	451,379

54

11 -GENERAL FUND

EXPENSES	BUDGET 2018-2019	EXPENDITURES T0:30Jun19	DEPARTMENT REQUESTED	GEN MGR RECOMMENDED	BOARD APPROVED
<b>WAREHOUSE</b>					
=====					
Salaries					
Regular Salaries	7,508	7,098	7,965	7,965	7,965
Overtime Pay	0	66	0	0	0
Vacation Pay	783	748	831	831	831
Jury Duty	46	0	49	49	49
Sick Pay	461	474	489	489	489
Holiday Pay	415	393	440	440	440
TOTAL Salaries	9,213	8,780	9,774	9,774	9,774
Benefits					
CalPERS Pension Exp - Classic	746	1,592	837	837	837
Social Security Expense	571	566	606	606	606
Medicare Expense	134	133	142	142	142
TOTAL Benefits	1,451	2,291	1,585	1,585	1,585
Services & Supplies					
District Equipment	0	319	0	0	0
Service & Supplies	3,000	6,815	3,000	3,000	3,000
Utilities	2,500	2,820	2,500	2,500	2,500
Outside Contracts	700	0	0	0	0
Gains / Losses on Inventory	10,000	( 160)	10,000	10,000	10,000
TOTAL Services & Supplies	16,200	9,794	15,500	15,500	15,500
Other Operating Expenses					
Salaries - Work Orders	_____	_____	_____	_____	_____
Benefits - Work Orders	_____	_____	_____	_____	_____
Services & Supplies-W.O.	_____	_____	_____	_____	_____
<hr/>					
TOTAL WAREHOUSE	26,864	20,865	26,859	26,859	26,859

55

11 -GENERAL FUND

EXPENSES	BUDGET 2018-2019	EXPENDITURES T0:30Jun19	DEPARTMENT REQUESTED	GEN MGR RECOMMENDED	BOARD APPROVED
<b>GARAGE</b>					
=====					
<b>Salaries</b>					
Regular Salaries	17,537	8,553	18,516	18,516	18,516
Vacation Pay	1,829	520	1,931	1,931	1,931
Jury Duty	107	0	114	114	114
Sick Pay	1,076	120	1,136	1,136	1,136
Holiday Pay	968	440	1,023	1,023	1,023
TOTAL Salaries	21,517	9,634	22,720	22,720	22,720
<b>Benefits</b>					
Insurance - Employee Assistanc	30	0	0	0	0
CalPers Pension Exp - PEPR	0	692	0	0	0
CalPERS Pension Exp - Classic	1,743	919	1,945	1,945	1,945
Social Security Expense	1,334	621	1,408	1,408	1,408
Medicare Expense	312	145	330	330	330
Insurance - Group Life	762	0	0	0	0
Insurance - Group Health	28,875	0	0	0	0
Insurance - Group Dental	1,337	0	0	0	0
Insurance - Group Vision	137	0	0	0	0
TOTAL Benefits	34,530	2,377	3,683	3,683	3,683
<b>Services &amp; Supplies</b>					
District Equipment	0	2,830	9,835	9,835	9,835
Service & Supplies	4,350	3,163	39,685	39,685	39,685
Utilities	0	2,820	0	0	0
Cost Applied - Service & Suppl	( 200,000)	( 210,438)	( 370,920)	( 370,920)	( 370,920)
Vehicle Costs Direct	100,000	121,045	183,350	183,350	183,350
Outside Contracts	35,480	35,733	36,132	36,132	36,132
Communications - Radio & Telep	200	209	0	0	0
Licenses & Permits	6,637	8,702	6,200	6,200	6,200
Gain / Losses on Inventory GAS	0	( 0)	0	0	0
TOTAL Services & Supplies	( 53,333)	( 35,938)	( 95,718)	( 95,718)	( 95,718)
<b>Other Operating Expenses</b>					
_____					
<b>Salaries - Work Orders</b>					
_____					
<b>Benefits - Work Orders</b>					
_____					
<b>Services &amp; Supplies-W.O.</b>					
Services & Supplies	77,000	145,929	366,500	141,500	141,500
TOTAL Services & Supplies-W.O.	77,000	145,929	366,500	141,500	141,500
_____					
<b>TOTAL GARAGE</b>	<b>79,714</b>	<b>122,002</b>	<b>297,185</b>	<b>72,185</b>	<b>72,185</b>

56

11 -GENERAL FUND

EXPENSES	BUDGET 2018-2019	EXPENDITURES T0:30Jun19	DEPARTMENT REQUESTED	GEN MGR RECOMMENDED	BOARD APPROVED
<b>SAFETY</b>					
=====					
Salaries					
Regular Saleries	84,389	80,358	88,630	88,630	88,630
Vacation Pay	8,801	4,888	9,244	9,244	9,244
Jury Duty	518	0	544	544	544
Sick Pay	5,177	1,131	5,437	5,437	5,437
Holiday Pay	4,659	4,134	4,894	4,894	4,894
TOTAL Salaries	103,544	90,511	108,749	108,749	108,749
Benefits					
Insurance - Employee Assistanc	0	26	28	28	28
CalPers Pension Exp - PEPPRA	0	6,503	0	0	0
CalPERS Pension Exp - Classic	8,386	0	9,312	9,312	9,312
Social Security Expense	6,420	5,837	6,742	6,742	6,742
Medicare Expense	1,501	1,365	1,577	1,577	1,577
Insurance - Group Life	0	666	733	733	733
Insurance - Group Health	0	22,632	26,912	26,912	26,912
Insurance - Group Dental	0	3,388	1,286	1,286	1,286
Insurance - Group Vision	0	119	132	132	132
TOTAL Benefits	16,307	40,535	46,722	46,722	46,722
Services & Supplies					
District Equipment	0	93	0	0	0
Services & Supplies	1,350	1,398	1,350	1,350	1,350
Computer Upgrades - Hardware	600	0	0	0	0
Computer Upgrades - Software	4,260	3,860	4,380	4,380	4,380
Outside Contracts	2,900	1,604	5,300	5,300	5,300
Membership & Dues	240	220	250	250	250
Licenses & Permits	3,000	1,834	0	0	0
Safety	1,000	275	1,000	1,000	1,000
Private Vehicle Mileage	200	55	0	0	0
Travel Expense	1,800	0	1,800	1,800	1,800
Education & Training Seminar	1,250	841	1,400	1,400	1,400
Insurance - Aflac Service Fee	0	53	0	0	0
TOTAL Services & Supplies	16,600	10,232	15,480	15,480	15,480
<hr/>					
TOTAL SAFETY	136,451	141,278	170,951	170,951	170,951

57

11 -GENERAL FUND

EXPENSES	BUDGET 2018-2019	EXPENDITURES T0:30Jun19	DEPARTMENT REQUESTED	GEN MGR RECOMMENDED	BOARD APPROVED
<b>ENGINEERING</b>					
=====					
<b>Salaries</b>					
Regular Salaries	586,266	512,478	772,917	636,886	636,886
Part Time - Temporary Wages	0	0	12,150	12,150	24,300
Overtime Pay	0	320	2,000	2,000	2,000
Vacation Pay	61,145	25,174	80,820	66,632	66,632
Jury Duty	3,597	0	4,754	3,920	3,920
Sick Pay	35,968	10,598	47,541	39,195	39,195
Holiday Pay	32,370	29,362	42,787	35,276	35,276
Seasonal Pay	0	13,787	0	0	0
TOTAL Salaries	719,346	591,719	962,969	796,059	808,209
<b>Benefits</b>					
Insurance - Employee Assistanc	237	153	169	169	169
CalPers Pension Exp - PEPPRA	0	27,050	0	0	0
CalPERS Pension Exp - Classic	58,260	50,321	81,247	66,955	66,955
Social Security Expense	44,600	36,837	59,704	49,356	50,109
Medicare Expense	10,430	8,838	13,963	11,543	11,719
Insurance - Group Life	3,391	2,491	2,822	2,822	2,822
Insurance - Group Health	149,081	88,402	103,541	103,541	103,541
Insurance - Group Dental	6,136	4,291	5,085	5,085	5,085
Insurance - Group Vision	1,773	1,122	1,256	1,256	1,256
TOTAL Benefits	273,908	219,505	267,787	240,727	241,656
<b>Services &amp; Supplies</b>					
District Equipment	6,000	5,843	6,200	6,200	6,200
Service & Supplies	13,600	16,430	21,700	21,700	21,700
Computer Upgrades - Hardware	16,700	6,097	0	0	0
Computer Upgrades - Software	21,852	11,755	11,000	11,000	11,000
Outside Contracts	196,700	334,051	463,850	123,200	123,200
Clothing & Personal Supplies	0	2,057	0	0	0
Communications - Radio & Telep	3,600	5,704	0	0	0
Membership & Dues	1,800	3,624	6,000	6,000	6,000
Printing & Binding	0	503	0	0	0
Books & Publications	0	767	0	0	0
Office Supplies	1,500	129	0	0	0
Postage Expense	150	230	0	0	0
Licenses & Permits	30,615	47,003	48,820	48,820	48,820
Small Tools	0	30	500	500	500
Safety Program	0	847	0	0	0
Private Vehicle Mileage	1,500	47	1,500	1,500	1,500
Travel Expense	500	104	0	0	0
Education & Training Seminars	3,700	1,873	5,000	5,000	5,000
Insurance - Aflac Service Fee	0	257	0	0	0
TOTAL Services & Supplies	298,217	437,352	564,570	223,920	223,920

58

11 -GENERAL FUND

EXPENSES	BUDGET 2018-2019	EXPENDITURES T0:30Jun19	DEPARTMENT REQUESTED	GEN MGR RECOMMENDED	BOARD APPROVED
<hr/>					
Salaries - Work Orders					
Regular Salaries	0	108,075	0	0	0
TOTAL Salaries - Work Orders	0	108,075	0	0	0
Benefits - Work Orders					
PERS - Retirement Expense	0	8,819	0	0	0
Social Security Expense	0	5,686	0	0	0
Medicare Expense	0	1,621	0	0	0
TOTAL Benefits - Work Orders	0	16,126	0	0	0
Services & Supplies-W.O.					
Service & Supplies	150,000	39,044	0	0	0
Outside Contracts	3,216,000	1,508,195	25,750,450	18,852,450	20,708,000
CalPERS Employer Paid for Emp	0	182	0	0	0
TOTAL Services & Supplies-W.O.	3,366,000	1,547,421	25,750,450	18,852,450	20,708,000
<hr/>					
TOTAL ENGINEERING	4,657,471	2,920,197	27,545,776	20,113,156	21,981,785



59

11 -GENERAL FUND

EXPENSES	BUDGET 2018-2019	EXPENDITURES T0:30Jun19	DEPARTMENT REQUESTED	GEN MGR RECOMMENDED	BOARD APPROVED
<b>WATER QUALITY - LAB</b>					
=====					
<b>Salaries</b>					
Regular Salaries	158,445	262,571	252,796	252,796	252,796
Part Time - Temporary Wages	0	0	21,375	21,375	21,375
Overtime Pay	0	7,654	1,125	1,125	6,925
Standby Pay	0	241	0	0	0
Vacation Pay	16,525	21,248	26,364	26,364	26,364
Jury Duty	971	617	1,551	1,551	1,551
Sick Pay	9,720	10,232	15,509	15,509	15,509
Holiday Pay	8,748	11,682	13,957	13,957	13,957
TOTAL Salaries	194,409	314,246	332,677	332,677	338,477
<b>Benefits</b>					
Insurance - Employee Assistanc	59	56	56	56	56
CalPers Pension Exp - PEPPRA	0	4,255	0	0	0
CalPERS Pension Exp - Classic	15,745	33,178	28,486	28,486	28,790
Social Security Expense	12,052	19,750	20,628	20,628	20,988
Medicare Expense	2,819	4,671	4,824	4,824	4,908
Insurance - Group Life	1,035	941	996	996	996
Insurance - Group Health	28,755	41,663	42,001	42,001	42,001
Insurance - Group Dental	1,127	2,097	2,076	2,076	2,076
Insurance - Group Vision	371	361	356	356	356
TOTAL Benefits	61,963	106,971	99,423	99,423	100,171
<b>Services &amp; Supplies</b>					
District Equipment	8,500	7,142	8,500	8,500	8,500
Service & Supplies	19,927	17,589	46,601	46,601	46,601
Computer Upgrades - Hardware	0	1,032	400	400	400
Outside Contracts	114,853	77,305	141,886	141,886	141,886
Clothing & Personal Supplies	315	679	1,330	1,330	1,330
Communications - Radio & Telep	105	2,637	2,100	2,100	2,100
Membership & Dues	150	144	650	650	650
Books & Publications	221	0	221	221	221
Postage Expense	806	1,035	806	806	806
Licenses & Permits	44,616	31,463	33,227	33,227	33,227
Advertising & Legal Notices	210	107	1,234	1,234	1,234
Private Vehicle Mileage	515	0	515	515	515
Travel Expense	1,840	0	1,840	1,840	1,840
Education & Training Seminars	1,926	2,436	2,016	2,016	2,016
TOTAL Services & Supplies	193,984	141,568	241,326	241,326	241,326
Other Operating Expenses	_____	_____	_____	_____	_____
Salaries - Work Orders	_____	_____	_____	_____	_____

60

11 -GENERAL FUND

EXPENSES	BUDGET 2018-2019	EXPENDITURES T0:30Jun19	DEPARTMENT REQUESTED	GEN MGR RECOMMENDED	BOARD APPROVED
Benefits - Work Orders					
Services & Supplies-W.O.					
Services & Supplies	0	0	34,000	34,000	34,000
Outside Contracts	0	0	75,000	75,000	75,000
TOTAL Services & Supplies-W.O.	0	0	109,000	109,000	109,000
TOTAL WATER QUALITY - LAB	450,356	562,784	782,426	782,426	788,974

61

11 -GENERAL FUND

EXPENSES	BUDGET 2018-2019	EXPENDITURES T0:30Jun19	DEPARTMENT REQUESTED	GEN MGR RECOMMENDED	BOARD APPROVED
<b>UTILITIES MAINTENANCE</b>					
=====					
<b>Salaries</b>					
Regular Salary	257,069	241,320	298,376	298,376	298,376
Overtime Pay	0	15,198	9,943	9,943	20,543
Standby Pay	0	5,216	9,000	9,000	9,000
Vacation Pay	26,810	10,781	21,761	21,761	21,761
Jury Duty	1,577	358	7,095	7,095	7,095
Sick Pay	15,771	5,594	17,721	17,721	17,721
Holiday Pay	14,194	12,333	11,211	11,211	11,211
TOTAL Salaries	315,421	290,801	375,107	375,107	385,707
<b>Benefits</b>					
Insurance - EAP	118	118	113	113	113
CalPERS Pension Expense-PEPRA	0	13,930	0	0	0
CalPERS Pension Exp - Classic	25,546	15,907	31,349	31,349	32,257
Social Security Expense	19,556	18,234	23,816	23,816	24,473
Medicare Expense	4,574	4,394	5,569	5,569	5,723
Insurance - Group Life	1,060	874	829	829	829
Insurance - Group Health	84,164	71,765	65,510	65,510	65,510
Insurance Group - Dental	3,921	3,452	2,894	2,894	2,894
Insurance - Group Vision	935	928	900	900	900
TOTAL Benefits	139,874	129,601	130,980	130,980	132,699
<b>Services &amp; Supplies</b>					
District Equipment	25,000	28,076	35,670	35,670	35,670
Service & Supplies	49,000	30,745	80,500	77,500	77,500
Computer Upgrades - Hardware	600	0	0	0	0
Outside Contracts	5,500	2,050	8,000	8,000	8,000
Clothing & Personal Supplies	4,500	3,799	4,210	4,210	4,210
Comm. - Radio & Telephones	1,510	6,979	5,000	5,000	5,000
Printing & Binding	0	71	0	0	0
Licenses and Permits	1,000	90	1,000	1,000	1,000
Small Tools	3,500	2,781	3,800	3,800	3,800
Travel Expenses	3,000	2,630	2,000	2,000	2,000
Education & Training Seminars	9,673	4,339	5,200	5,200	5,200
Pre-Employment Screening	0	190	0	0	0
TOTAL Services & Supplies	103,283	81,749	145,380	142,380	142,380
<b>Services &amp; Supplies-W.O.</b>					
Services & Supplies	50,000	30,357	60,000	60,000	60,000
Outside Contracts	0	0	40,000	40,000	40,000
TOTAL Services & Supplies-W.O.	50,000	30,357	100,000	100,000	100,000
<hr/>					
TOTAL UTILITIES MAINTENANCE	608,578	532,508	751,467	748,467	760,786

62

11 -GENERAL FUND

EXPENSES	BUDGET 2018-2019	EXPENDITURES T0:30Jun19	DEPARTMENT REQUESTED	GEN MGR RECOMMENDED	BOARD APPROVED
<b>ELECTRICAL MECHANICAL</b>					
=====					
<b>Salaries</b>					
Regular Salaries	377,582	292,345	459,205	459,205	459,205
Overtime Pay	0	46,491	0	0	32,200
Standby Pay	27,000	22,500	27,000	27,000	27,000
Vacation Pay	34,441	12,902	47,893	47,893	47,893
Jury Duty	2,027	100	2,817	2,817	2,817
Sick Pay	20,259	5,107	28,173	28,173	28,173
Holiday Pay	18,231	13,705	25,355	25,355	25,355
TOTAL Salaries	479,540	393,149	590,443	590,443	622,643
<b>Benefits</b>					
Insurance - Employee Assistanc	118	87	113	113	113
CalPers Pension Exp - PEPRA	0	9,599	0	0	0
CalPERS Pension Exp - Classic	38,838	35,740	50,558	50,558	53,316
Social Security Expense	29,731	24,644	36,608	36,608	38,604
Medicare Expense	6,954	5,929	8,560	8,560	9,027
Insurance - Group Life	1,555	1,038	1,410	1,410	1,410
Insurance - Group Health	100,661	62,134	84,002	84,002	84,002
Insurance - Group Dental	4,833	3,026	4,153	4,153	4,153
Insurance - Group Vision	935	687	900	900	900
TOTAL Benefits	183,625	142,884	186,304	186,304	191,525
<b>Services &amp; Supplies</b>					
District Equipment	16,000	16,769	20,000	20,000	20,000
Service & Supplies	80,800	59,810	77,200	77,200	77,200
Utilities	0	19,972	0	0	0
Power Purchased for Pumping	1,725,000	993,405	1,860,000	1,860,000	1,860,000
Computer Upgrades - Hardware	2,000	3,922	0	0	0
Outside Contracts	123,400	168,667	160,420	160,420	160,420
Clothing & Personal Supplies	3,500	1,695	5,010	5,010	5,010
Communications - Radio & Telep	3,800	9,429	6,950	6,950	6,950
Books & Publications	600	209	600	600	600
Postage Expense	0	113	0	0	0
Licenses & Permits	46,600	26,056	57,099	57,099	57,099
Small Tools	10,000	8,888	4,850	4,850	4,850
Private Vehicle Mileage	0	0	500	500	500
Travel Expense	0	0	3,000	3,000	3,000
Education & Training Seminars	7,350	1,708	3,400	3,400	3,400
Pre-Employment Screening	0	137	0	0	0
Insurance - Workers Compensati	0	77,374	0	0	0
TOTAL Services & Supplies	2,019,050	1,388,154	2,199,029	2,199,029	2,199,029
Other Operating Expenses					

63

11 -GENERAL FUND

EXPENSES	BUDGET 2018-2019	EXPENDITURES T0:30Jun19	DEPARTMENT REQUESTED	GEN MGR RECOMMENDED	BOARD APPROVED
Salaries - Work Orders	_____	_____	_____	_____	_____
Benefits - Work Orders	_____	_____	_____	_____	_____
Services & Supplies-W.O.					
Service & Supplies	70,500	90,395	239,700	89,700	89,700
Outside Contracts	675,000	88,108	1,253,000	1,229,000	1,229,000
TOTAL Services & Supplies-W.O.	745,500	178,503	1,492,700	1,318,700	1,318,700
TOTAL ELECTRICAL MECHANICAL	3,427,715	2,102,690	4,468,476	4,294,476	4,331,897

64

11 -GENERAL FUND

EXPENSES	BUDGET 2018-2019	EXPENDITURES T0:30Jun19	DEPARTMENT REQUESTED	GEN MGR RECOMMENDED	BOARD APPROVED
<b>DIST MAINT - PIPELINE</b>					
=====					
<b>Salaries</b>					
Regular Salaries	413,602	423,894	459,109	459,109	459,109
Overtime Pay	0	92,429	0	0	71,700
Shift Pay	0	365	0	0	0
Standby Pay	59,850	23,069	59,850	59,850	59,850
Vacation Pay	43,135	29,014	47,882	47,882	47,882
Jury Duty	2,539	1,547	2,818	2,818	2,818
Sick Pay	25,374	16,285	28,166	28,166	28,166
Holiday Pay	22,838	22,534	25,347	25,347	25,347
TOTAL Salaries	567,338	609,136	623,172	623,172	694,872
<b>Benefits</b>					
Insurance - Employee Assistanc	178	160	169	169	169
CalPers Pension Exp - PEPRRA	0	15,214	0	0	0
CalPERS Pension Exp - Classic	45,948	54,271	53,361	53,361	59,501
Social Security Expense	35,177	37,346	38,636	38,636	43,081
Medicare Expense	8,225	9,202	9,035	9,035	10,075
Insurance - Group Life	1,672	1,346	1,447	1,447	1,447
Insurance - Group Health	151,789	116,117	127,882	127,882	127,882
Insurance - Group Dental	8,023	6,275	6,840	6,840	6,840
Insurance - Group Vision	1,403	1,262	1,350	1,350	1,350
TOTAL Benefits	252,415	241,194	238,720	238,720	250,345
<b>Services &amp; Supplies</b>					
District Equipment	36,000	65,011	56,005	56,005	56,005
Service & Supplies	230,400	235,504	363,270	363,270	363,270
Utilities	1,500	3,605	13,000	13,000	13,000
Computer Upgrades - Hardware	1,800	1,586	0	0	0
Outside Contracts	389,550	309,029	417,500	417,500	417,500
Clothing & Personal Supplies	5,450	5,339	8,190	8,190	8,190
Communications - Radio & Telep	480	6,901	4,130	4,130	4,130
Printing & Binding	0	430	0	0	0
Books & Publications	250	0	0	0	0
Licenses & Permits	1,900	3,728	1,900	3,400	3,400
Small Tools	12,000	5,166	41,800	56,800	56,800
Private Vehicle Mileage	0	116	0	0	0
Travel Expense	2,500	2,127	4,000	4,000	4,000
Education & Training Seminars	14,950	4,740	21,470	21,470	21,470
Property Losses for Operations	0	370	0	0	0
Insurance - Aflac Service Fee	0	155	0	0	0
TOTAL Services & Supplies	696,780	643,804	931,265	947,765	947,765
<b>Other Operating Expenses</b>					

65

11 -GENERAL FUND

EXPENSES	BUDGET 2018-2019	EXPENDITURES T0:30Jun19	DEPARTMENT REQUESTED	GEN MGR RECOMMENDED	BOARD APPROVED
Salaries - Work Orders	_____	_____	_____	_____	_____
Benefits - Work Orders	_____	_____	_____	_____	_____
Services & Supplies-W.O.					
Services & Supplies	0	43,568	0	0	0
Outside Contracts	0	0	40,000	40,000	40,000
TOTAL Services & Supplies-W.O.	0	43,568	40,000	40,000	40,000
TOTAL DIST MAINT - PIPELINE	1,516,533	1,537,702	1,833,157	1,849,657	1,932,982

66

11 -GENERAL FUND

EXPENSES	BUDGET 2018-2019	EXPENDITURES T0:30Jun19	DEPARTMENT REQUESTED	GEN MGR RECOMMENDED	BOARD APPROVED
<b>WATER TREATMENT</b>					
=====					
<b>Salaries</b>					
Regular Salaries	613,140	544,271	475,552	475,552	475,552
Overtime Pay	0	96,131	0	0	84,300
Standby Pay	12,729	15,919	13,500	13,500	13,500
Vacation Pay	63,948	39,497	49,598	49,598	49,598
Jury Duty	3,762	882	2,918	2,918	2,918
Sick Pay	37,616	21,945	29,174	29,174	29,174
Holiday Pay	33,854	28,018	26,257	26,257	26,257
TOTAL Salaries	765,049	746,663	596,999	596,999	681,299
<b>Benefits</b>					
Insurance - Employee Assistanc	237	197	282	282	282
CalPers Pension Exp - PEPRA	0	6,370	0	0	0
CalPERS Pension Exp - Classic	61,962	104,750	51,121	51,121	58,340
Social Security Expense	47,433	46,963	37,851	37,851	43,077
Medicare Expense	11,093	11,261	8,853	8,853	10,075
Insurance - Group Life	2,663	1,749	2,768	2,768	2,768
Insurance - Group Health	160,887	127,829	198,108	198,108	198,108
Insurance - Group Dental	7,841	6,421	10,115	10,115	10,115
Insurance - Group Vision	1,774	1,559	2,250	2,250	2,250
TOTAL Benefits	293,890	307,101	311,348	311,348	325,015
<b>Services &amp; Supplies</b>					
District Equipment	15,000	20,458	28,670	28,670	28,670
Service & Supplies	90,915	91,880	78,730	78,730	78,730
Utilities	134,200	74,476	134,400	134,400	134,400
Chlorine	120,200	68,154	120,200	120,200	120,200
Polymer	38,500	17,009	57,300	57,300	57,300
Ferric	16,000	10,221	17,120	17,120	17,120
Liquid Oxygen	185,000	115,430	165,000	165,000	165,000
Ammonia	38,500	13,401	38,500	38,500	38,500
Caustics	92,400	22,529	105,000	105,000	105,000
Computer Upgrades - Hardware	7,050	9,169	0	0	0
Computer Upgrades - Software	0	100	0	0	0
Outside Contracts	42,810	77,119	180,910	180,910	180,910
Clothing & Personal Supplies	4,400	4,065	6,110	6,110	6,110
Communications - Radio & Telep	9,830	10,996	6,840	6,840	6,840
Printing & Binding	0	162	0	0	0
Office Supplies	0	52	200	200	200
Postage Expense	0	69	0	0	0
Licenses & Permits	11,948	5,903	11,640	11,640	11,640
Small Tools	2,100	568	1,350	1,350	1,350
Safety Program	0	417	0	0	0
Private Vehicle Mileage	1,000	23	0	0	0
Travel Expense	2,650	60	4,200	4,200	4,200



67

11 -GENERAL FUND

EXPENSES	BUDGET 2018-2019	EXPENDITURES T0:30Jun19	DEPARTMENT REQUESTED	GEN MGR RECOMMENDED	BOARD APPROVED
Education & Training Seminars	9,230	4,521	8,600	8,600	8,600
Pre-Employment Screening	0	90	0	0	0
Insurance - Aflac Service Fee	0	257	0	0	0
TOTAL Services & Supplies	821,733	547,130	964,770	964,770	964,770
Other Operating Expenses	_____	_____	_____	_____	_____
Salaries - Work Orders	_____	_____	_____	_____	_____
Benefits - Work Orders	_____	_____	_____	_____	_____
Services & Supplies-W.O.					
Service & Supplies	138,400	138,684	45,500	33,500	33,500
Outside Contracts	230,000	104,994	433,000	347,000	347,000
TOTAL Services & Supplies-W.O.	368,400	243,678	478,500	380,500	380,500
TOTAL WATER TREATMENT	2,249,072	1,844,571	2,351,617	2,253,617	2,351,584

68

11 -GENERAL FUND

EXPENSES	BUDGET 2018-2019	EXPENDITURES T0:30Jun19	DEPARTMENT REQUESTED	GEN MGR RECOMMENDED	BOARD APPROVED
<b>OPERATIONS - MAINTENANCE</b>					
=====					
<b>Salaries</b>					
Regular Salaries	132,797	125,227	165,026	165,026	165,026
Part Time - Temporary Wages	22,500	0	0	0	0
Overtime Pay	3,500	18,056	0	0	10,900
Standby Pay	0	1,304	0	0	0
Vacation Pay	13,851	5,844	17,211	17,211	17,211
Jury Duty	815	33	1,012	1,012	1,012
Sick Pay	8,147	3,061	10,124	10,124	10,124
Holiday Pay	7,333	6,736	9,112	9,112	9,112
Seasonal Pay	0	7,208	0	0	0
TOTAL Salaries	188,943	167,470	202,485	202,485	213,385
<b>Benefits</b>					
Insurance - Employee Assistanc	59	56	113	113	113
CalPers Pension Exp - PEPR	0	8,998	0	0	0
CalPERS Pension Exp - Classic	15,019	7,479	17,338	17,338	18,271
Social Security Expense	11,714	10,679	12,555	12,555	13,231
Medicare Expense	2,740	2,523	2,936	2,936	3,094
Insurance - Group Life	1,070	358	733	733	733
Insurance - Group Health	47,955	37,893	91,785	91,785	91,785
Insurance - Group Dental	1,643	1,757	4,649	4,649	4,649
Insurance - Group Vision	468	445	900	900	900
Insurance - Unemployment	0	4,879	0	0	0
TOTAL Benefits	80,668	75,067	131,009	131,009	132,776
<b>Services &amp; Supplies</b>					
District Equipment	20,000	18,407	20,000	20,000	20,000
Service & Supplies	43,200	41,529	54,420	54,420	54,420
Utilities	1,000	384	0	0	0
Computer Upgrades - Hardware	600	1,009	0	0	0
Outside Contracts	46,700	56,133	92,200	106,200	106,200
Clothing & Personal Supplies	2,400	3,308	4,760	4,760	4,760
Communications - Radio & Telep	400	1,578	1,500	1,500	1,500
Membership & Dues	200	0	200	200	200
Printing & Binding	0	71	0	0	0
Licenses & Permits	400	217	500	500	500
Small Tools	2,300	2,248	5,500	5,500	5,500
Education & Training Seminars	2,100	2,179	3,450	3,450	3,450
Pre-Employment Screening	0	606	0	0	0
TOTAL Services & Supplies	119,300	127,670	182,530	196,530	196,530
<b>Other Operating Expenses</b>					

69

11 -GENERAL FUND

EXPENSES	BUDGET 2018-2019	EXPENDITURES T0:30Jun19	DEPARTMENT REQUESTED	GEN MGR RECOMMENDED	BOARD APPROVED
Salaries - Work Orders	_____	_____	_____	_____	_____
Benefits - Work Orders	_____	_____	_____	_____	_____
Services & Supplies-W.O.					
Services & Supplies	0	2,274	11,500	0	0
Outside Contracts	0	656	325,000	850,000	850,000
TOTAL Services & Supplies-W.O.	0	2,930	336,500	850,000	850,000
TOTAL OPERATIONS - MAINTENANCE	388,911	373,136	852,524	1,380,024	1,392,691

70

11 -GENERAL FUND

EXPENSES	BUDGET 2018-2019	EXPENDITURES T0:30Jun19	DEPARTMENT REQUESTED	GEN MGR RECOMMENDED	BOARD APPROVED
<b>RECREATION - OPERATIONS</b>					
=====					
Salaries					
Regular Salaries	659,847	703,681	759,484	759,484	759,484
Part Time - Temporary Wages	166,295	272,096	242,274	242,274	242,274
Overtime Pay	3,000	29,019	7,000	7,000	25,000
Shift Pay	20,000	10,429	12,000	12,000	12,000
Standby Pay	0	1,136	0	0	0
Vacation Pay	70,904	53,608	80,461	80,461	80,461
Jury Duty	4,171	0	4,734	4,734	4,734
Sick Pay	41,708	33,040	47,330	47,330	47,330
Holiday Pay	37,537	39,864	42,597	42,597	42,597
Seasonal Pay	0	2,892	0	0	0
TOTAL Salaries	1,003,462	1,145,764	1,195,880	1,195,880	1,213,880
Benefits					
Insurance - Employee Assistanc	385	291	310	310	310
CalPers Pension Exp - PEPRA	0	43,694	0	0	0
CalPERS Pension Exp - Classic	67,559	45,386	81,057	81,057	83,198
Social Security Expense	62,215	72,469	74,144	74,144	75,260
Medicare Expense	14,550	17,315	17,341	17,341	17,602
Insurance - Group Life	4,164	3,532	3,637	3,637	3,637
Insurance - Group Health	223,796	160,779	178,310	178,310	178,310
Insurance - Group Dental	10,481	8,088	8,769	8,769	8,769
Insurance - Group Vision	2,749	2,047	2,194	2,194	2,194
Insurance - Unemployment	0	469	0	0	0
TOTAL Benefits	385,899	354,069	365,762	365,762	369,280
Services & Supplies					
District Equipment	70,000	63,928	97,670	97,670	97,670
Service & Supplies	26,400	20,967	46,150	46,150	46,150
Utilities	105,000	98,230	108,000	108,000	108,000
Computer Upgrades - Hardware	2,400	2,012	4,175	2,675	2,675
Computer Upgrades - Software	0	0	600	600	600
Bad Debt Expense	0	238	0	0	0
Outside Contracts	8,000	9,234	16,500	16,500	16,500
Clothing & Personal Supplies	9,900	5,061	6,800	6,800	6,800
Communications - Radio & Telep	13,000	17,650	11,000	11,000	11,000
Office Equipment Maintenance	3,400	436	0	0	0
Membership & Dues	480	925	825	825	825
Printing & Binding	5,150	1,856	500	500	500
Office Supplies	1,000	1,158	700	700	700
Postage Expense	0	106	0	0	0
Other Professional Fees	4,800	450	9,620	9,620	9,620
Licenses & Permits	250	0	0	0	0
Advertising & Legal Notices	450	0	0	0	0
Small Tools	0	28	0	0	0

71

11 -GENERAL FUND

EXPENSES	BUDGET 2018-2019	EXPENDITURES T0:30Jun19	DEPARTMENT REQUESTED	GEN MGR RECOMMENDED	BOARD APPROVED
Public Information Program	7,670	4,179	5,750	5,750	5,750
Safety Program	1,927	0	0	0	0
Private Vehicle Mileage	500	0	600	600	600
Travel Expense	4,600	8	11,500	8,000	8,000
Education & Training Seminars	10,000	4,888	11,500	11,500	11,500
Pre-Employment Screening	500	565	0	0	0
Credit Card Fees	12,000	9,318	11,250	11,250	11,250
Insurance - Workers Compensati	0	44,064	0	0	0
Insurance - Aflac Service Fee	0	155	0	0	0
TOTAL Services & Supplies	287,427	285,457	343,140	338,140	338,140
Other Operating Expenses					
Administration Overhead	849,594	0	820,487	745,559	756,865
TOTAL Other Operating Expenses	849,594	0	820,487	745,559	756,865
Salaries - Work Orders	_____	_____	_____	_____	_____
Benefits - Work Orders	_____	_____	_____	_____	_____
Services & Supplies-W.O.					
Outside Contracts	30,000	33,085	0	0	0
TOTAL Services & Supplies-W.O.	30,000	33,085	0	0	0
TOTAL RECREATION - OPERATIONS	2,556,382	1,818,375	2,725,269	2,645,341	2,678,165

72

11 -GENERAL FUND

EXPENSES	BUDGET 2018-2019	EXPENDITURES T0:30Jun19	DEPARTMENT REQUESTED	GEN MGR RECOMMENDED	BOARD APPROVED
<b>RECREATION - MAINTENANCE</b>					
=====					
<b>Salaries</b>					
Regular Salaries	171,017	225,730	177,059	177,059	177,059
Part Time - Temporary Wages	196,063	164,929	296,894	230,407	230,407
Overtime Pay	1,000	5,843	3,000	3,000	5,500
Vacation Pay	17,836	16,922	18,466	18,466	18,466
Jury Duty	1,049	264	1,086	1,086	1,086
Sick Pay	10,492	13,992	10,863	10,863	10,863
Holiday Pay	9,443	11,741	9,776	9,776	9,776
TOTAL Salaries	406,900	439,420	517,144	450,657	453,157
<b>Benefits</b>					
Insurance - Employee Assistanc	118	103	113	113	113
CalPers Pension Exp - PEPRA	0	3,628	0	0	0
CalPERS Pension Exp - Classic	22,394	38,689	24,659	24,659	25,130
Social Security Expense	25,228	28,308	32,063	27,941	28,096
Medicare Expense	5,900	6,620	7,499	6,535	6,571
Insurance - Group Life	963	841	927	927	927
Insurance - Group Health	60,067	56,653	64,953	64,953	64,953
Insurance - Group Dental	2,493	2,626	2,894	2,894	2,894
Insurance - Group Vision	935	817	900	900	900
Insurance - Unemployment	0	158	0	0	0
TOTAL Benefits	118,098	138,444	134,008	128,922	129,584
<b>Services &amp; Supplies</b>					
District Equipment	45,000	72,064	60,000	60,000	60,000
Service & Supplies	79,150	85,339	74,400	74,400	74,400
Utilities	2,500	1,003	3,500	3,500	3,500
Computer Upgrades - Hardware	1,200	262	1,000	0	0
Purchased Water	44,000	40,245	50,000	50,000	50,000
Outside Contracts	148,720	192,028	147,500	147,500	147,500
Clothing & Personal Supplies	2,800	3,046	3,500	3,500	3,500
Communications - Radio & Telep	500	916	500	500	500
Office Equipment Maintenance	0	0	500	500	500
Membership & Dues	160	0	300	300	300
Office Supplies	200	210	1,000	1,000	1,000
Other Professional Fees	0	0	1,500	1,500	1,500
Licenses & Permits	3,689	3,861	3,500	2,000	2,000
Small Tools	2,000	5,546	12,000	12,000	12,000
Safety Program	2,256	377	0	0	0
Travel Expense	950	0	1,000	1,000	1,000
Education & Training Seminars	950	1,560	2,455	2,455	2,455
Pre-Employment Screening	150	215	0	0	0
Insurance - Workers Compensati	0	3,763	0	0	0
TOTAL Services & Supplies	334,225	410,435	362,655	360,155	360,155

73

11 -GENERAL FUND

EXPENSES	BUDGET 2018-2019	EXPENDITURES T0:30Jun19	DEPARTMENT REQUESTED	GEN MGR RECOMMENDED	BOARD APPROVED
<hr/>					
Other Operating Expenses					
Administration Overhead	321,037	0	342,114	304,510	306,171
TOTAL Other Operating Expenses	321,037	0	342,114	304,510	306,171
Salaries - Work Orders	_____	_____	_____	_____	_____
Benefits - Work Orders	_____	_____	_____	_____	_____
Services & Supplies-W.O.					
Services & Supplies	25,000	24,569	0	0	0
Outside Contracts	50,000	48,198	0	0	0
Other Professional Fees	0	0	992,000	250,000	250,000
TOTAL Services & Supplies-W.O.	75,000	72,767	992,000	250,000	250,000
<hr/>					
TOTAL RECREATION - MAINTENANCE	1,255,260	1,061,067	2,347,921	1,494,244	1,499,067

74

11 -GENERAL FUND

EXPENSES	BUDGET 2018-2019	EXPENDITURES T0:30Jun19	DEPARTMENT REQUESTED	GEN MGR RECOMMENDED	BOARD APPROVED
<b>RECREATION - PUBLIC REL</b>					
=====					
Salaries					
Regular Salaries	53,088	47,876	56,322	56,322	56,322
Part Time - Temporary Wages	185,510	97,050	42,100	42,100	42,100
Overtime Pay	300	774	0	0	1,000
Vacation Pay	5,537	0	5,874	5,874	5,874
Jury Duty	326	0	346	346	346
Sick Pay	3,257	0	3,455	3,455	3,455
Holiday Pay	2,931	0	3,110	3,110	3,110
Seasonal Pay	55,680	2,211	187,793	187,793	187,793
TOTAL Salaries	306,629	147,911	299,000	299,000	300,000
Benefits					
CalPers Pension Exp - PEPPRA	0	3,481	0	0	0
CalPERS Pension Exp - Classic	5,276	0	5,918	5,918	6,003
Social Security Expense	19,011	9,692	18,538	18,538	18,600
Medicare Expense	4,446	2,267	4,336	4,336	4,350
TOTAL Benefits	28,733	15,440	28,792	28,792	28,953
Services & Supplies					
Service & Supplies	10,800	15,631	4,800	4,800	4,800
Computer Upgrades - Hardware	2,300	766	500	500	500
Fish Purchases	10,228	0	50,000	50,000	50,000
Outside Contracts	20,040	13,929	24,940	24,940	24,940
Clothing & Personal Supplies	400	0	0	0	0
Communications - Radio & Telep	0	279	0	0	0
Printing & Binding	4,000	3,659	8,650	8,650	8,650
Office Supplies	400	509	6,700	6,700	6,700
Postage Expense	0	935	0	0	0
Licenses & Permits	0	0	370	370	370
Advertising & Legal Notices	500	845	2,450	2,450	2,450
Public Information Program	3,100	2,225	14,050	14,050	14,050
Safety	0	0	300	300	300
Education & Training Seminars	0	0	400	400	400
Pre-Employment Screening	0	0	800	800	800
Credit Card Fees	60,000	39,266	60,000	60,000	60,000
TOTAL Services & Supplies	111,768	78,043	173,960	173,960	173,960
Other Operating Expenses					
Administration Overhead	205,074	0	172,221	172,221	172,832
TOTAL Other Operating Expenses	205,074	0	172,221	172,221	172,832
Salaries - Work Orders					



75

11 -GENERAL FUND

EXPENSES	BUDGET 2018-2019	EXPENDITURES T0:30Jun19	DEPARTMENT REQUESTED	GEN MGR RECOMMENDED	BOARD APPROVED
Benefits - Work Orders	_____	_____	_____	_____	_____
Services & Supplies-W.O.	_____	_____	_____	_____	_____
TOTAL RECREATION - PUBLIC REL	652,204	241,394	673,973	673,973	675,745

76

11 -GENERAL FUND

EXPENSES	BUDGET 2018-2019	EXPENDITURES T0:30Jun19	DEPARTMENT REQUESTED	GEN MGR RECOMMENDED	BOARD APPROVED
<b>RECREATION - WATER PARK</b>					
=====					
<b>Salaries</b>					
Regular Salaries	69,536	69,299	73,770	73,770	73,770
Part Time - Temporary Wages	161,595	147,481	404,219	404,219	404,219
Overtime Pay	0	170	0	0	500
Vacation Pay	7,252	5,454	7,694	7,694	7,694
Jury Duty	427	0	453	453	453
Sick Pay	4,266	10,781	4,526	4,526	4,526
Holiday Pay	3,839	3,649	4,073	4,073	4,073
Seasonal Pay	253,344	196,108	17,124	17,124	17,124
TOTAL Salaries	500,259	432,942	511,859	511,859	512,359
<b>Benefits</b>					
Insurance - Employee Assistanc	0	26	28	28	28
CalPers Pension Exp - PEPPRA	0	77	0	0	0
CalPERS Pension Exp - Classic	6,910	14,532	7,751	7,751	7,794
Social Security Expense	31,016	29,644	31,735	31,735	31,766
Medicare Expense	7,254	6,933	7,422	7,422	7,429
Insurance - Group Life	0	242	267	267	267
Insurance - Group Health	0	24,852	26,912	26,912	26,912
Insurance - Group Dental	0	1,167	1,286	1,286	1,286
Insurance - Group Vision	0	204	225	225	225
TOTAL Benefits	45,180	77,678	75,626	75,626	75,707
<b>Services &amp; Supplies</b>					
District Equipment	0	996	600	600	600
Service & Supplies	45,550	34,014	41,000	41,000	41,000
Utilities	36,000	31,548	39,000	39,000	39,000
Chlorine	23,000	19,320	30,000	30,000	30,000
Chemicals - Water Playground	4,200	4,202	4,500	4,500	4,500
Computer Upgrades - Hardware	1,000	330	1,500	1,500	1,500
Computer Upgrades - Software	500	0	0	0	0
Outside Contracts	20,840	8,037	12,300	12,300	12,300
Clothing & Personal Supplies	7,000	4,737	15,300	15,300	15,300
Communications - Radio & Telep	1,500	1,718	800	800	800
Membership & Dues	700	429	600	600	600
Printing & Binding	700	0	0	0	0
Office Supplies	700	833	2,000	2,000	2,000
Other Professional Fees	900	1,715	2,000	2,000	2,000
Licenses & Permits	360	195	360	360	360
Advertising & Legal Notices	700	2,410	0	0	0
Small Tools	250	160	1,000	1,000	1,000
Public Information Program	4,000	4,628	8,400	8,400	8,400
Safety Program	852	567	0	0	0
Travel Expense	800	0	0	0	0
Education & Training Seminars	490	1,350	3,370	3,370	3,370

77

11 -GENERAL FUND

EXPENSES	BUDGET 2018-2019	EXPENDITURES T0:30Jun19	DEPARTMENT REQUESTED	GEN MGR RECOMMENDED	BOARD APPROVED
Pre-Employment Screening	7,000	2,570	2,800	2,800	2,800
Credit Card Fees	18,000	18,111	18,000	18,000	18,000
Insurance - Workers Compensati	0	4,301	0	0	0
Insurance - Miscellaneous Prem	0	155	0	0	0
TOTAL Services & Supplies	175,042	142,325	183,530	183,530	183,530
Other Operating Expenses					
Administration Overhead	333,536	0	308,665	308,665	308,970
TOTAL Other Operating Expenses	333,536	0	308,665	308,665	308,970
Salaries - Work Orders	_____	_____	_____	_____	_____
Benefits - Work Orders	_____	_____	_____	_____	_____
Services & Supplies-W.O.					
Services & Supplies	34,500	14,862	0	0	0
TOTAL Services & Supplies-W.O.	34,500	14,862	0	0	0
TOTAL RECREATION - WATER PARK	1,088,517	667,806	1,079,680	1,079,680	1,080,566
TOTAL EXPENDITURES	22,685,704	18,452,528	50,038,148	41,736,160	43,889,171
REVENUE OVER/(UNDER) EXPENDITURES	( 3,056,347)	( 2,071,186)	( 24,944,741)	( 16,486,753)	( 18,639,764)

78

29 -USBR & SWP BONDED INDEBT  
FINANCIAL SUMMARY

BUDGET 2018-2019	REV./EXP. T0:30Jun19	DEPARTMENT REQUESTED	GEN MGR RECOMMENDED	BOARD APPROVED
---------------------	-------------------------	-------------------------	------------------------	-------------------

---

REVENUE SUMMARY

---

79

29 -USBR & SWP BONDED INDEBT  
FINANCIAL SUMMARY

	BUDGET 2018-2019	REV./EXP. T0:30Jun19	DEPARTMENT REQUESTED	GEN MGR RECOMMENDED	BOARD APPROVED
<hr/>					
EXPENDITURE SUMMARY					
PROPERTY TAX					
Services & Supplies	0	2,220	0	0	0
TOTAL PROPERTY TAX	0	2,220	0	0	0
<hr/>					
TOTAL EXPENDITURES	0	2,220	0	0	0
REVENUE OVER/(UNDER) EXPENDITURES	0	( 2,220)	0	0	0

80

29 -USBR & SWP BONDED INDEBT

REVENUES	BUDGET 2018-2019	REVENUES T0:30Jun19	DEPARTMENT REQUESTED	GEN MGR RECOMMENDED	BOARD APPROVED
<hr/>					
<hr/>					

81

29 -USBR & SWP BONDED INDEBT

EXPENSES	BUDGET 2018-2019	EXPENDITURES T0:30Jun19	DEPARTMENT REQUESTED	GEN MGR RECOMMENDED	BOARD APPROVED
<hr/>					
PROPERTY TAX =====					
Services & Supplies					
Property Tax Collection Fee	0	1,738	0	0	0
Property Tax Administration Fe	0	482	0	0	0
TOTAL Services & Supplies	0	2,220	0	0	0
<hr/>					
TOTAL PROPERTY TAX	0	2,220	0	0	0
<hr/>					
TOTAL EXPENDITURES	0	2,220	0	0	0
REVENUE OVER/(UNDER) EXPENDITURES	0	( 2,220)	0	0	0

82

69 -MIRA MONTE WATER ASSESSME  
FINANCIAL SUMMARY

BUDGET 2018-2019	REV./EXP. T0:30Jun19	DEPARTMENT REQUESTED	GEN MGR RECOMMENDED	BOARD APPROVED
---------------------	-------------------------	-------------------------	------------------------	-------------------

REVENUE SUMMARY

--	--	--	--	--



83

69 -MIRA MONTE WATER ASSESSME  
FINANCIAL SUMMARY

	BUDGET 2018-2019	REV./EXP. T0:30Jun19	DEPARTMENT REQUESTED	GEN MGR RECOMMENDED	BOARD APPROVED
<hr/> EXPENDITURE SUMMARY					
PROPERTY TAX					
Services & Supplies	0	2,872	0	0	0
TOTAL PROPERTY TAX	0	2,872	0	0	0
<hr/>					
TOTAL EXPENDITURES	0	2,872	0	0	0
REVENUE OVER/(UNDER) EXPENDITURES	0	( 2,872)	0	0	0

84

69 -MIRA MONTE WATER ASSESSME

REVENUES	BUDGET 2018-2019	REVENUES T0:30Jun19	DEPARTMENT REQUESTED	GEN MGR RECOMMENDED	BOARD APPROVED
<hr/>					
<hr/>					

85

69 -MIRA MONTE WATER ASSESSME

EXPENSES	BUDGET 2018-2019	EXPENDITURES T0:30Jun19	DEPARTMENT REQUESTED	GEN MGR RECOMMENDED	BOARD APPROVED
<hr/>					
PROPERTY TAX					
=====					
Services & Supplies					
Interest / Penalty Expenses	0	2,825	0	0	0
Property Tax Collection Fee	0	47	0	0	0
TOTAL Services & Supplies	0	2,872	0	0	0
<hr/>					
TOTAL PROPERTY TAX	0	2,872	0	0	0
<hr/>					
TOTAL EXPENDITURES	0	2,872	0	0	0
REVENUE OVER/ (UNDER) EXPENDITURES	0	( 2,872)	0	0	0

CASITAS MUNICIPAL WATER DISTRICT  
REVENUE/EXPENDITURES STATEMENT  
PROPOSED BUDGET FOR 2019/2020

86

75 -CFD -2013-1  
FINANCIAL SUMMARY

BUDGET 2018-2019	REV./EXP. T0:30Jun19	DEPARTMENT REQUESTED	GEN MGR RECOMMENDED	BOARD APPROVED
---------------------	-------------------------	-------------------------	------------------------	-------------------

---

REVENUE SUMMARY

---

CASITAS MUNICIPAL WATER DISTRICT  
REVENUE/EXPENDITURES STATEMENT  
PROPOSED BUDGET FOR 2019/2020

87

75 -CFD -2013-1  
FINANCIAL SUMMARY

	BUDGET 2018-2019	REV./EXP. T0:30Jun19	DEPARTMENT REQUESTED	GEN MGR RECOMMENDED	BOARD APPROVED
<hr/> EXPENDITURE SUMMARY					
Property Tax					
Services & Supplies	1,995,838	506,292	2,057,488	2,057,488	2,057,488
TOTAL Property Tax	1,995,838	506,292	2,057,488	2,057,488	2,057,488
<hr/>					
TOTAL EXPENDITURES	1,995,838	506,292	2,057,488	2,057,488	2,057,488
REVENUE OVER/(UNDER) EXPENDITURES	( 1,995,838)	( 506,292)	( 2,057,488)	( 2,057,488)	( 2,057,488)

88

75 -CFD -2013-1

REVENUES	BUDGET 2018-2019	REVENUES T0:30Jun19	DEPARTMENT REQUESTED	GEN MGR RECOMMENDED	BOARD APPROVED
<hr/>					
<hr/>					

89

75 -CFD -2013-1

EXPENSES	BUDGET 2018-2019	EXPENDITURES T0:30Jun19	DEPARTMENT REQUESTED	GEN MGR RECOMMENDED	BOARD APPROVED
Property Tax =====					
Salaries					
Services & Supplies					
Other Professional Services	0	0	20,000	20,000	20,000
Interest / Penalty Expenses	1,988,838	499,853	2,030,988	2,030,988	2,030,988
Property Tax collection Fee	7,000	6,439	6,500	6,500	6,500
TOTAL Services & Supplies	1,995,838	506,292	2,057,488	2,057,488	2,057,488
Other Operating Expenses					
TOTAL Property Tax	1,995,838	506,292	2,057,488	2,057,488	2,057,488
TOTAL EXPENDITURES	1,995,838	506,292	2,057,488	2,057,488	2,057,488
REVENUE OVER/(UNDER) EXPENDITURES	( 1,995,838)	( 506,292)	( 2,057,488)	( 2,057,488)	( 2,057,488)

### Casitas Municipal Water District Capital Projects 10 Year Plan

Department	FISCAL YEAR										Total
	Replacement Capital										
	19/20	20/21	21/22	22/23	23/24	24/25	25/26	26/27	27/28	28/29	
Management	0.00	0.00	0.00	0.00	0.00	0.00	0.00	0.00	0.00	0.00	0.00
Information Technology	30,450.00	0.00	50,000.00	0.00	0.00	0.00	0.00	50,000.00	0.00	0.00	130,450.00
Water Resources	0.00	0.00	0.00	0.00	0.00	25,000.00	0.00	0.00	0.00	0.00	25,000.00
Fisheries	0.00	0.00	0.00	0.00	0.00	0.00	0.00	0.00	0.00	0.00	0.00
Administration	0.00	0.00	0.00	0.00	0.00	0.00	0.00	0.00	0.00	0.00	0.00
Garage	45,000.00	180,000.00	106,000.00	190,000.00	115,000.00	220,000.00	223,000.00	231,000.00	204,000.00	193,000.00	1,707,000.00
Safety	0.00	0.00	0.00	0.00	0.00	0.00	0.00	0.00	0.00	0.00	0.00
Engineering	14,008,000.00	11,195,000.00	6,550,000.00	300,000.00	200,000.00	200,000.00	200,000.00	200,000.00	200,000.00	200,000.00	33,253,000.00
Water Quality	16,500.00	310,000.00	0.00	0.00	0.00	0.00	0.00	0.00	0.00	0.00	326,500.00
Utility Maintenance	90,000.00	55,000.00	55,000.00	60,000.00	60,000.00	60,000.00	65,000.00	65,000.00	65,000.00	65,000.00	640,000.00
Electrical Mechanical	1,212,000.00	250,000.00	50,000.00	50,000.00	50,000.00	50,000.00	0.00	0.00	0.00	0.00	1,662,000.00
Pipeline	0.00	500,000.00	125,000.00	0.00	50,000.00	150,000.00	150,000.00	150,000.00	150,000.00	0.00	1,275,000.00
Water Treatment	278,000.00	705,500.00	560,000.00	610,000.00	405,000.00	390,000.00	65,000.00	65,000.00	0.00	0.00	3,078,500.00
District Maintenance	850,000.00	1,175,000.00	500,000.00	500,000.00	500,000.00	500,000.00	500,000.00	500,000.00	500,000.00	500,000.00	6,025,000.00
Recreation - Operations	0.00	70,000.00	0.00	0.00	0.00	0.00	0.00	0.00	0.00	0.00	70,000.00
Recreation - Maintenance	132,000.00	57,500.00	0.00	0.00	0.00	0.00	0.00	0.00	0.00	0.00	189,500.00
Recreation - Public Relations	0.00	0.00	0.00	0.00	0.00	0.00	0.00	0.00	0.00	0.00	0.00
Recreation - Water Playground	0.00	34,000.00	0.00	0.00	0.00	0.00	0.00	0.00	0.00	0.00	34,000.00
<b>Total: Replacement</b>	<b>16,661,950.00</b>	<b>14,532,000.00</b>	<b>7,996,000.00</b>	<b>1,710,000.00</b>	<b>1,380,000.00</b>	<b>1,595,000.00</b>	<b>1,203,000.00</b>	<b>1,261,000.00</b>	<b>1,119,000.00</b>	<b>958,000.00</b>	<b>48,415,950.00</b>
Department	New Capital										Total
	19/20	20/21	21/22	22/23	23/24	24/25	25/26	26/27	27/28	28/29	
Management	0.00	0.00	0.00	0.00	0.00	0.00	0.00	0.00	0.00	0.00	0.00
Information Technology	16,300.00	0.00	0.00	0.00	0.00	0.00	0.00	0.00	0.00	0.00	16,300.00
Water Conservation	0.00	0.00	0.00	0.00	0.00	0.00	0.00	0.00	0.00	0.00	0.00
Fisheries	0.00	0.00	0.00	0.00	0.00	0.00	0.00	0.00	0.00	0.00	0.00
Administration	0.00	0.00	0.00	0.00	0.00	0.00	0.00	0.00	0.00	0.00	0.00
Garage / Safety	96,500.00	120,000.00	0.00	0.00	0.00	0.00	0.00	0.00	0.00	0.00	216,500.00
Safety	0.00	0.00	0.00	0.00	0.00	0.00	0.00	0.00	0.00	0.00	0.00
Engineering	6,700,000.00	2,200,000.00	3,375,000.00	0.00	0.00	0.00	0.00	0.00	0.00	0.00	12,275,000.00
Water Quality	92,500.00	0.00	0.00	0.00	0.00	0.00	0.00	0.00	0.00	0.00	92,500.00
Utility Maintenance	10,000.00	0.00	0.00	0.00	0.00	0.00	0.00	0.00	0.00	0.00	10,000.00
Electrical Mechanical	106,700.00	320,000.00	0.00	0.00	0.00	0.00	0.00	0.00	0.00	0.00	426,700.00
Pipeline	40,000.00	307,500.00	0.00	0.00	0.00	0.00	0.00	0.00	0.00	0.00	347,500.00
Water Treatment	102,500.00	145,000.00	35,000.00	0.00	0.00	0.00	0.00	0.00	0.00	0.00	282,500.00
District Maintenance	0.00	95,000.00	0.00	0.00	0.00	0.00	0.00	0.00	0.00	0.00	95,000.00
Recreation - Operations	0.00	300,000.00	150,000.00	0.00	0.00	0.00	0.00	0.00	0.00	0.00	450,000.00
Recreation - Maintenance	100,000.00	500,000.00	40,000.00	0.00	0.00	0.00	0.00	0.00	0.00	0.00	640,000.00
Recreation - Public Relations	0.00	0.00	0.00	0.00	0.00	0.00	0.00	0.00	0.00	0.00	0.00
Recreation - Water Playground	18,000.00	120,000.00	500,000.00	500,000.00	0.00	0.00	0.00	0.00	0.00	0.00	1,138,000.00
<b>Total: New</b>	<b>7,282,500.00</b>	<b>4,107,500.00</b>	<b>4,100,000.00</b>	<b>500,000.00</b>	<b>0.00</b>	<b>0.00</b>	<b>0.00</b>	<b>0.00</b>	<b>0.00</b>	<b>0.00</b>	<b>15,990,000.00</b>
<b>Total: Capital Improvements</b>	<b>23,944,450.00</b>	<b>18,639,500.00</b>	<b>12,096,000.00</b>	<b>2,210,000.00</b>	<b>1,380,000.00</b>	<b>1,595,000.00</b>	<b>1,203,000.00</b>	<b>1,261,000.00</b>	<b>1,119,000.00</b>	<b>958,000.00</b>	<b>64,405,950.00</b>
<b>Funded by CFD-2013-1</b>	<b>-11,430,000.00</b>	<b>-5,078,963.00</b>	<b>0.00</b>	<b>0.00</b>	<b>0.00</b>	<b>0.00</b>	<b>0.00</b>	<b>0.00</b>	<b>0.00</b>	<b>0.00</b>	<b>0.00</b>
<b>Funded by CMWD</b>	<b>12,514,450.00</b>	<b>13,560,537.00</b>	<b>12,096,000.00</b>	<b>2,210,000.00</b>	<b>1,380,000.00</b>	<b>1,595,000.00</b>	<b>1,203,000.00</b>	<b>1,261,000.00</b>	<b>1,119,000.00</b>	<b>958,000.00</b>	<b>64,405,950.00</b>



**Casitas Municipal Water District**

**Summary Capital Department 21**

**Capital Improvement Program**

Department:

Comments:

General Plan:

	2019/2020	2020/2021	2021/2022	2022/2023	2023/2024	2024/2025	2025/2026	2026/2027	2027/2028	2028/2029
Replacement	0.00	0.00	0.00	0.00	0.00	0.00	0.00	0.00	0.00	0.00
New	0.00	0.00	0.00	0.00	0.00	0.00	0.00	0.00	0.00	0.00
<b>Project Total:</b>	0.00	0.00	0.00	0.00	0.00	0.00	0.00	0.00	0.00	0.00

**Casitas Municipal Water District**

**Summary Capital Department 24**

**Capital Improvement Program**

Department:

Comments:

General Plan:

**Total Scheduled Funding**

	2019/2020	2020/2021	2021/2022	2022/2023	2023/2024	2024/2025	2025/2026	2026/2027	2027/2028	2028/2029
Replacement	30,450.00	0.00	50,000.00	0.00	0.00	0.00	0.00	50,000.00	0.00	0.00
New	16,300.00	0.00	0.00	0.00	0.00	0.00	0.00	0.00	0.00	0.00
<b>Project Total:</b>	<b>46,750.00</b>	<b>0.00</b>	<b>50,000.00</b>	<b>0.00</b>	<b>0.00</b>	<b>0.00</b>	<b>0.00</b>	<b>50,000.00</b>	<b>0.00</b>	<b>0.00</b>

**Casitas Municipal Water District**

Replacement Capital

**10 Year Capital Improvement Program**

Department:

Project Manager:

Project Name:

Description:

Justification:

Comments:

**Scheduled Funding**

Project Phase :	2019/2020	2020/2021	2021/2022	2022/2023	2023/2024	2024/2025	2025/2026	2026/2027	2027/2028	2028/2029
Replace	0.00	0.00	50,000.00	0.00	0.00	0.00	0.00	50,000.00	0.00	0.00
<b>Project Total:</b>	<b>0.00</b>	<b>0.00</b>	<b>50,000.00</b>	<b>0.00</b>	<b>0.00</b>	<b>0.00</b>	<b>0.00</b>	<b>50,000.00</b>	<b>0.00</b>	<b>0.00</b>

**Casitas Municipal Water District**

Replacement Capital

**10 Year Capital Improvement Program**

Department:

Project Manager:

Project Name:

Description:

Justification:

Comments:

**Scheduled Funding**

Project Phase :	2019/2020	2020/2021	2021/2022	2022/2023	2023/2024	2024/2025	2025/2026	2026/2027	2027/2028	2028/2029
Replace	30,450.00									
<b>Project Total:</b>	<b>30,450.00</b>	<b>0.00</b>	<b>0.00</b>	<b>0.00</b>	<b>0.00</b>	<b>0.00</b>	<b>0.00</b>	<b>0.00</b>	<b>0.00</b>	<b>0.00</b>

**Casitas Municipal Water District**

**New Capital**

**10 Year Capital Improvement Program**

Department:

Project Manager:

Project Name:

Description:

Justification:

Comments:

**Scheduled Funding**

Project Phase :	2019/2020	2020/2021	2021/2022	2022/2023	2023/2024	2024/2025	2025/2026	2026/2027	2027/2028	2028/2029
New	16,300.00									
<b>Project Total:</b>	<b>16,300.00</b>	<b>0.00</b>	<b>0.00</b>	<b>0.00</b>	<b>0.00</b>	<b>0.00</b>	<b>0.00</b>	<b>0.00</b>	<b>0.00</b>	<b>0.00</b>



Casitas Municipal Water District

Summary Capital Department 25

Capital Improvement Program

Department:

Comments:

General Plan:

	2019/2020	2020/2021	2021/2022	2022/2023	2023/2024	2024/2025	2025/2026	2026/2027	2027/2028	2028/2029
Replacement	0.00	0.00	0.00	0.00	0.00	25,000.00	0.00	0.00	0.00	0.00
New	0.00	0.00	0.00	0.00	0.00	0.00	0.00	0.00	0.00	0.00
<b>Project Total:</b>	0.00	0.00	0.00	0.00	0.00	25,000.00	0.00	0.00	0.00	0.00

**Casitas Municipal Water District**

Replacement Capital

**10 Year Capital Improvement Program**

Department:

Project Manager:

Project Name:

Description:

Justification:

Comments:

**Scheduled Funding**

Project Phase :	2019/2020	2020/2021	2021/2022	2022/2023	2023/2024	2024/2025	2025/2026	2026/2027	2027/2028	2028/2029
						25,000.00				
<b>Project Total:</b>	0.00	0.00	0.00	0.00	0.00	25,000.00	0.00	0.00	0.00	0.00

**Casitas Municipal Water District**

**Summary Capital Department 28**

**Capital Improvement Program**

Department:

Comments:

General Plan:

**Total Scheduled Funding**

	2019/2020	2020/2021	2021/2022	2022/2023	2023/2024	2024/2025	2025/2026	2026/2027	2027/2028	2028/2029
Replacement	0.00	0.00	0.00	0.00	0.00	0.00	0.00	0.00	0.00	0.00
New	0.00	0.00	0.00	0.00	0.00	0.00	0.00	0.00	0.00	0.00
<b>Project Total:</b>	<b>0.00</b>	<b>0.00</b>	<b>0.00</b>	<b>0.00</b>	<b>0.00</b>	<b>0.00</b>	<b>0.00</b>	<b>0.00</b>	<b>0.00</b>	<b>0.00</b>



**Casitas Municipal Water District**

**Summary Capital Department 30**

**Capital Improvement Program**

Department:

Comments:

General Plan:

**Total Scheduled Funding**

	2018/19	2019/20	2020/21	2021/22	2022/23	2023/24	2024/25	2025/26	2026/27	2027/28
Replacement	0.00	0.00	0.00	0.00	0.00	0.00	0.00	0.00	0.00	0.00
New	0.00	0.00	0.00	0.00	0.00	0.00	0.00	0.00	0.00	0.00
<b>Project Total:</b>	<b>0.00</b>	<b>0.00</b>	<b>0.00</b>	<b>0.00</b>	<b>0.00</b>	<b>0.00</b>	<b>0.00</b>	<b>0.00</b>	<b>0.00</b>	<b>0.00</b>

**Capital Improvement Program**

Department:

Comments:

General Plan:

**Total Scheduled Funding**

	2019/2020	2020/2021	2021/2022	2022/2023	2023/2024	2024/2025	2025/2026	2026/2027	2027/2028	2028/2029
Replacement	45,000.00	180,000.00	106,000.00	190,000.00	115,000.00	220,000.00	223,000.00	231,000.00	204,000.00	193,000.00
New	96,500.00	120,000.00	0.00	0.00	0.00	0.00	0.00	0.00	0.00	0.00
<b>Project Total:</b>	<b>141,500.00</b>	<b>300,000.00</b>	<b>106,000.00</b>	<b>190,000.00</b>	<b>115,000.00</b>	<b>220,000.00</b>	<b>223,000.00</b>	<b>231,000.00</b>	<b>204,000.00</b>	<b>193,000.00</b>

10 Year Capital Improvement Program

Department:

Project Manager:

Project Name:

Description:

Justification:

Comments:

Scheduled Funding

Project Phase :	2019/2020	2020/2021	2021/2022	2022/2023	2023/2024	2024/2025	2025/2026	2026/2027	2027/2028	2028/2029
50 - 2014 - Ford Escape - Eng								25,000.00		
51 - 2014 - Chevy 3500 HD 4WD - Pipe					35,000.00					
52 - 2015 - Ford 3/4 Ton Utility - E/M CARB Retrofit (6 Large Trucks)		180,000.00					30,000.00			
28 - 2003 - Chevy 1/2 Ton - Rec M									23,000.00	
29 - 2003 - Chevy 1/2 Ton - Rec M									23,000.00	
37 - 2003 - Chevy 1/2 Ton - Rec M										25,000.00
38 - 2005 - Chevy 3/4 Ton Utility HD - Rec M										23,000.00
39 - 2007 - Ford 1/2 Ton - Rec M				25,000.00						
41 - 2013 - Chevy 1/2 Ton - Park Svc					35,000.00					
<b>Project Total:</b>	<b>0.00</b>	<b>180,000.00</b>	<b>0.00</b>	<b>25,000.00</b>	<b>70,000.00</b>	<b>0.00</b>	<b>30,000.00</b>	<b>25,000.00</b>	<b>46,000.00</b>	<b>48,000.00</b>

Casitas Municipal Water District

Replacement Capital

10 Year Capital Improvement Program

Department:

Project Manager:

Project Name:

Description:

Justification:

Comments:

Scheduled Funding

Project Phase :	2019/2020	2020/2021	2021/2022	2022/2023	2023/2024	2024/2025	2025/2026	2026/2027	2027/2028	2028/2029
planning										
purchase install				50,000.00		50,000.00				
08 - Chevy 3/4 Ton - E/M							23,000.00			
09 - 2010 Ford Escape - WC						25,000.00				
10 - 2016 Ford Escape - Admin								25,000.00		
11 - 2011 Ford 3/4 Ton - Maint			23,000.00							
13 - 2003 Chevy 1/2 Ton - WTP									23,000.00	
14 - 2016 Ford 3/4 Ton 4x4 - Utility			35,000.00							
15 - 2007 Chevy 3/4 Ton - Utility										35,000.00
16 - 2007 Ford 3/4 Ton Utility - Utility	45,000.00				45,000.00					
17 - 2016 Chevy Colorado - Fish								26,500.00		
<b>Project Total:</b>	<b>45,000.00</b>	<b>0.00</b>	<b>58,000.00</b>	<b>50,000.00</b>	<b>45,000.00</b>	<b>75,000.00</b>	<b>23,000.00</b>	<b>51,500.00</b>	<b>23,000.00</b>	<b>35,000.00</b>

**Casitas Municipal Water District**

Replacement Capital

**10 Year Capital Improvement Program**

Department:

Project Manager:

Project Name:

Description:

Justification:

Comments:

**Scheduled Funding**

Project Phase :	2019/2020	2020/2021	2021/2022	2022/2023	2023/2024	2024/2025	2025/2026	2026/2027	2027/2028	2028/2029
Dump truck 68										85,000.00
Boom truck									100,000.00	
Backhoe 111							100,000.00			
Welder 126						45,000.00		80,000.00		
Unit 80						45,000.00				
Unit 42										
Unit 51				65,000.00						
<b>Project Total:</b>	<b>0.00</b>	<b>0.00</b>	<b>0.00</b>	<b>65,000.00</b>	<b>0.00</b>	<b>90,000.00</b>	<b>100,000.00</b>	<b>80,000.00</b>	<b>100,000.00</b>	<b>85,000.00</b>



Casitas Municipal Water District

Replacement Capital

10 Year Capital Improvement Program

Department:

Project Manager:

Project Name:

Description:

Justification:

Comments:

Scheduled Funding

Project Phase :	2019/2020	2020/2021	2021/2022	2022/2023	2023/2024	2024/2025	2025/2026	2026/2027	2027/2028	2028/2029
18 - 2005 Ford 1/2 Ton - WTP			23,000.00							
22 - 2007 Chevy 3/4 Ton Utility HD - E/M				25,000.00			35,000.00			
34 - 2001 - Chevy 1/2 Ton - Maint										25,000.00
35 - 2001 - Chevy 1/2 Ton - Eng										
40 - 2007 - Ford 1/2 Ton - WTP				25,000.00						
42 - 2008 - Ford 3/4 Ton 4x4 - Pipe						55,000.00				
43 - 2008 - Ford 3/4 Ton Utility - Maint			25,000.00				35,000.00			
45 - 2013 - Ford 1/2 Ton - Lab								25,000.00		
46 - 2003 - Chevy 3/4 Ton Utility - WTP									35,000.00	
48 - 2017 - Ford 1/2 Ton - Fish								26,500.00		
49 - 2017 - Ford 1/2 Ton - Lab								23,000.00		
<b>Project Total:</b>	<b>0.00</b>	<b>0.00</b>	<b>48,000.00</b>	<b>50,000.00</b>	<b>0.00</b>	<b>55,000.00</b>	<b>70,000.00</b>	<b>74,500.00</b>	<b>35,000.00</b>	<b>25,000.00</b>

10 Year Capital Improvement Program

Department:

Project Manager:

Project Name:

Description:

Justification:

Comments:

Scheduled Funding

Project Phase :	2019/2020	2020/2021	2021/2022	2022/2023	2023/2024	2024/2025	2025/2026	2026/2027	2027/2028	2028/2029
Ford F250 - Dept 53	55,000.00									
Skiploader w/ PTO - Dept 55	11,500.00									
Sweeper - self propelled	30,000.00									
Dump Truck - Dept 53		120,000.00								
<b>Project Total:</b>	<b>96,500.00</b>	<b>120,000.00</b>	<b>0.00</b>	<b>0.00</b>	<b>0.00</b>	<b>0.00</b>	<b>0.00</b>	<b>0.00</b>	<b>0.00</b>	<b>0.00</b>

Casitas Municipal Water District

Summary Capital Department 35

Capital Improvement Program

Department:

Comments:

General Plan:

Total Scheduled Funding

	2019/2020	2020/2021	2021/2022	2022/2023	2023/2024	2024/2025	2025/2026	2026/2027	2027/2028	2028/2029
Replacement	0.00	0.00	0.00	0.00	0.00	0.00	0.00	0.00	0.00	0.00
New	0.00	0.00	0.00	0.00	0.00	0.00	0.00	0.00	0.00	0.00
Project Total:	0.00	0.00	0.00	0.00	0.00	0.00	0.00	0.00	0.00	0.00



**Casitas Municipal Water District**

**Summary Capital Department 40**

**Capital Improvement Program**

Department:

Comments:

General Plan:

**Scheduled Funding**

	2019/2020	2020/2021	2021/2022	2022/2023	2023/2024	2024/2025	2025/2026	2026/2027	2027/2028	2028/2029
<b>Replacement</b>	14,008,000.00	11,195,000.00	6,550,000.00	300,000.00	200,000.00	200,000.00	200,000.00	200,000.00	200,000.00	200,000.00
<b>New</b>	6,700,000.00	2,200,000.00	3,375,000.00	0.00	0.00	0.00	0.00	0.00	0.00	0.00
<b>Project Total:</b>	20,708,000.00	13,395,000.00	9,925,000.00	300,000.00	200,000.00	200,000.00	200,000.00	200,000.00	200,000.00	200,000.00

**Casitas Municipal Water District**

Replacement Capital

**10 Year Capital Improvement Program**

Department:

Project Manager:

Project Name:

Description:

Justification:

Comments:

**Scheduled Funding**

Project Phase :	2019/2020	2020/2021	2021/2022	2022/2023	2023/2024	2024/2025	2025/2026	2026/2027	2027/2028	2028/2029
Prototype	\$ 250,000									
Design/Construction		\$ 1,000,000								
Construction			4,000,000.00							
<b>Project Total:</b>	<b>250,000.00</b>	<b>1,000,000.00</b>	<b>4,000,000.00</b>	<b>0.00</b>	<b>0.00</b>	<b>0.00</b>	<b>0.00</b>	<b>0.00</b>	<b>0.00</b>	<b>0.00</b>

**Casitas Municipal Water District**

Replacement Capital

**10 Year Capital Improvement Program**

Department: ENGINEERING

Project Manager: Julia Aranda

Project Name: Robles Timber Cutoff Wall

Description: Timber cutoff wall damaged during Thomas Fire

Justification: Maintain existing infrastructure

Comments: FEMA funding received

**Scheduled Funding**

Project Phase :	2019/2020	2020/2021	2021/2022	2022/2023	2023/2024	2024/2025	2025/2026	2026/2027	2027/2028	2028/2029
	\$ 300,000									
<b>Project Total:</b>	<b>300,000.00</b>	<b>0.00</b>	<b>0.00</b>	<b>0.00</b>	<b>0.00</b>	<b>0.00</b>	<b>0.00</b>	<b>0.00</b>	<b>0.00</b>	<b>0.00</b>

**Casitas Municipal Water District**

Replacement Capital

**10 Year Capital Improvement Program**

Department:

Project Manager:

Project Name:

Description:

Justification:

Comments:

**Scheduled Funding**

Project Phase :	2019/2020	2020/2021	2021/2022	2022/2023	2023/2024	2024/2025	2025/2026	2026/2027	2027/2028	2028/2029
	10,000.00									
Project Total:	\$ 10,000	\$ -	\$ -	\$ -	\$ -	\$ -	\$ -	\$ -	\$ -	\$ -

**Casitas Municipal Water District**

Replacement Capital

**10 Year Capital Improvement Program**

Department: ENGINEERING

Project Manager: Julia Aranda

Project Name: Tank and Vault Fall Protection Improvements (Casitas System)

Description: Design and install fall protection (ladders, rails, etc) at tanks and vaults in Casitas system

Justification: Safety

Comments:

**Scheduled Funding**

Project Phase :	2019/2020	2020/2021	2021/2022	2022/2023	2023/2024	2024/2025	2025/2026	2026/2027	2027/2028	2028/2029
	50,000.00	50,000.00	50,000.00	50,000.00						
<b>Project Total:</b>	<b>50,000.00</b>	<b>50,000.00</b>	<b>50,000.00</b>	<b>50,000.00</b>	<b>0.00</b>	<b>0.00</b>	<b>0.00</b>	<b>0.00</b>	<b>0.00</b>	<b>0.00</b>



**Casitas Municipal Water District**

Replacement Capital

**10 Year Capital Improvement Program**

Department: ENGINEERING

Project Manager: Julia Aranda

Project Name: Facility Paving

Description: Maintain pavement at District facilities, including office, yard, reservoirs, treatment plant, Robles canal

Justification: Extend life of the existing pavement.

Comments:

**Scheduled Funding**

Project Phase :	2019/2020	2020/2021	2021/2022	2022/2023	2023/2024	2024/2025	2025/2026	2026/2027	2027/2028	2028/2029
	100,000.00	100,000.00	100,000.00	100,000.00	100,000.00	100,000.00	100,000.00	100,000.00	100,000.00	100,000.00
<b>Project Total:</b>	<b>100,000.00</b>	<b>100,000.00</b>	<b>100,000.00</b>	<b>100,000.00</b>	<b>100,000.00</b>	<b>100,000.00</b>	<b>100,000.00</b>	<b>100,000.00</b>	<b>100,000.00</b>	<b>100,000.00</b>

**Casitas Municipal Water District**

Replacement Capital

**10 Year Capital Improvement Program**

Department:

Project Manager:

Project Name:

Description:

Justification:

Comments:

**Scheduled Funding**

Project Phase :	2019/2020	2020/2021	2021/2022	2022/2023	2023/2024	2024/2025	2025/2026	2026/2027	2027/2028	2028/2029
	150,000.00									
<b>Project Total:</b>	<b>150,000.00</b>	<b>0.00</b>	<b>0.00</b>	<b>0.00</b>	<b>0.00</b>	<b>0.00</b>	<b>0.00</b>	<b>0.00</b>	<b>0.00</b>	<b>0.00</b>

**Casitas Municipal Water District**

Replacement Capital

**10 Year Capital Improvement Program**

Department:

Project Manager:

Project Name:

Description:

Justification:

Comments:

**Scheduled Funding**

Project Phase :	2019/2020	2020/2021	2021/2022	2022/2023	2023/2024	2024/2025	2025/2026	2026/2027	2027/2028	2028/2029
Construction	155,000.00									
<b>Project Total:</b>	<b>155,000.00</b>	<b>0.00</b>	<b>0.00</b>	<b>0.00</b>	<b>0.00</b>	<b>0.00</b>	<b>0.00</b>	<b>0.00</b>	<b>0.00</b>	<b>0.00</b>



**Casitas Municipal Water District**

Replacement Capital

**10 Year Capital Improvement Program**

Department:

Project Manager:

Project Name:

Description:

Justification:

Comments:

**Scheduled Funding**

Project Phase :	2019/2020	2020/2021	2021/2022	2022/2023	2023/2024	2024/2025	2025/2026	2026/2027	2027/2028	2028/2029
Design	100,000.00									
Construction		500,000.00								
<b>Project Total:</b>	<b>100,000.00</b>	<b>500,000.00</b>	<b>0.00</b>	<b>0.00</b>	<b>0.00</b>	<b>0.00</b>	<b>0.00</b>	<b>0.00</b>	<b>0.00</b>	<b>0.00</b>

**Casitas Municipal Water District**

Replacement Capital

**10 Year Capital Improvement Program**

Department:

Project Manager:

Project Name:

Description:

Justification:

Comments:

**Scheduled Funding**

Project Phase :	2019/2020	2020/2021	2021/2022	2022/2023	2023/2024	2024/2025	2025/2026	2026/2027	2027/2028	2028/2029
Preliminary Design	50,000									
Design		100,000.00								
Construction			500,000.00							
<b>Project Total:</b>	<b>50,000.00</b>	<b>100,000.00</b>	<b>500,000.00</b>	<b>0.00</b>	<b>0.00</b>	<b>0.00</b>	<b>0.00</b>	<b>0.00</b>	<b>0.00</b>	<b>0.00</b>

**Casitas Municipal Water District**

Replacement Capital

**10 Year Capital Improvement Program**

Department: ENGINEERING

Project Manager: Julia Aranda

Project Name: Casitas Dam Hollow Jet Valve Replacement

Description: Replace hollow jet valve with cone valve

Justification: Safety, operability, and ease of maintenance

Comments:

**Scheduled Funding**

Project Phase :	2019/2020	2020/2021	2021/2022	2022/2023	2023/2024	2024/2025	2025/2026	2026/2027	2027/2028	2028/2029
	150,000.00									
<b>Project Total:</b>	150,000	0	0	0	0	0	0	0	0	0

**Casitas Municipal Water District**

Replacement Capital

**10 Year Capital Improvement Program**

Department: ENGINEERING

Project Manager: Julia Aranda

Project Name: Marion Walker WTP Corrosion Investigation

Description: Investigate internal and external corrosion of piping, storage, filters

Justification: Maintain existing infrastructure

Comments:

**Scheduled Funding**

Project Phase :	2019/2020	2020/2021	2021/2022	2022/2023	2023/2024	2024/2025	2025/2026	2026/2027	2027/2028	2028/2029
	100,000	250,000	250,000							
<b>Project Total:</b>	<b>100,000</b>	<b>250,000</b>	<b>250,000</b>	<b>0</b>	<b>0</b>	<b>0</b>	<b>0</b>	<b>0</b>	<b>0</b>	<b>0</b>

**Casitas Municipal Water District**

Replacement Capital

**10 Year Capital Improvement Program**

Department:

Project Manager:

Project Name:

Description:

Justification:

Comments:

**Scheduled Funding**

Project Phase :	2019/2020	2020/2021	2021/2022	2022/2023	2023/2024	2024/2025	2025/2026	2026/2027	2027/2028	2028/2029
	500,000.00									
<b>Project Total:</b>	<b>500,000.00</b>	<b>0.00</b>	<b>0.00</b>	<b>0.00</b>	<b>0.00</b>	<b>0.00</b>	<b>0.00</b>	<b>0.00</b>	<b>0.00</b>	<b>0.00</b>



**Casitas Municipal Water District**

Replacement Capital

**10 Year Capital Improvement Program**

Department: ENGINEERING

Project Manager: Julia Aranda

Project Name: Mutual Replacement Well

Description: Construct a new well to replace aged, failing well at the Mutua Wellfield.

Justification: Water supply

Comments: Funded from CFD 2013-1

**Scheduled Funding**

Project Phase :	2019/2020	2020/2021	2021/2022	2022/2023	2023/2024	2024/2025	2025/2026	2026/2027	2027/2028	2028/2029
	1,250,000.00									
<b>Project Total:</b>	<b>1,250,000.00</b>	<b>0.00</b>	<b>0.00</b>	<b>0.00</b>	<b>0.00</b>	<b>0.00</b>	<b>0.00</b>	<b>0.00</b>	<b>0.00</b>	<b>0.00</b>

**Casitas Municipal Water District**

Replacement Capital

**10 Year Capital Improvement Program**

Department:

Project Manager:

Project Name:

Description:

Justification:

Comments:

**Scheduled Funding**

Project Phase :	2019/2020	2020/2021	2021/2022	2022/2023	2023/2024	2024/2025	2025/2026	2026/2027	2027/2028	2028/2029
Design	500,000.00									
Construction	900,000.00	1,500,000.00	1,500,000.00							
<b>Project Total:</b>	<b>1,400,000.00</b>	<b>1,500,000.00</b>	<b>1,500,000.00</b>	<b>0.00</b>	<b>0.00</b>	<b>0.00</b>	<b>0.00</b>	<b>0.00</b>	<b>0.00</b>	<b>0.00</b>

**Casitas Municipal Water District**

Replacement Capital

**10 Year Capital Improvement Program**

Department:

Project Manager:

Project Name:

Description:

Justification:

Comments:

**Scheduled Funding**

Project Phase :	2019/2020	2020/2021	2021/2022	2022/2023	2023/2024	2024/2025	2025/2026	2026/2027	2027/2028	2028/2029
Design	70,000.00									
Construction		703,000.00								
<b>Project Total:</b>	<b>70,000.00</b>	<b>703,000.00</b>	<b>0.00</b>	<b>0.00</b>	<b>0.00</b>	<b>0.00</b>	<b>0.00</b>	<b>0.00</b>	<b>0.00</b>	<b>0.00</b>



**Casitas Municipal Water District**

Replacement Capital

**10 Year Capital Improvement Program**

Department:

Project Manager:

Project Name:

Description:

Justification:

Comments:

**Scheduled Funding**

Project Phase :	2019/2020	2020/2021	2021/2022	2022/2023	2023/2024	2024/2025	2025/2026	2026/2027	2027/2028	2028/2029
Construction	800,000.00									
<b>Project Total:</b>	<b>800,000.00</b>	<b>0.00</b>	<b>0.00</b>	<b>0.00</b>	<b>0.00</b>	<b>0.00</b>	<b>0.00</b>	<b>0.00</b>	<b>0.00</b>	<b>0.00</b>

**Casitas Municipal Water District**

Replacement Capital

**10 Year Capital Improvement Program**

Department:

Project Manager:

Project Name:

Description:

Justification:

Comments:

**Scheduled Funding**

Project Phase :	2019/2020	2020/2021	2021/2022	2022/2023	2023/2024	2024/2025	2025/2026	2026/2027	2027/2028	2028/2029
Construction	2,375,000.00	122,000.00								
<b>Project Total:</b>	<b>2,375,000.00</b>	<b>122,000.00</b>	<b>0.00</b>	<b>0.00</b>	<b>0.00</b>	<b>0.00</b>	<b>0.00</b>	<b>0.00</b>	<b>0.00</b>	<b>0.00</b>

**Casitas Municipal Water District**

Replacement Capital

**10 Year Capital Improvement Program**

Department:

Project Manager:

Project Name:

Description:

Justification:

Comments:

**Scheduled Funding**

Project Phase :	2019/2020	2020/2021	2021/2022	2022/2023	2023/2024	2024/2025	2025/2026	2026/2027	2027/2028	2028/2029
Construction	800,000.00									
<b>Project Total:</b>	<b>800,000.00</b>	<b>0.00</b>	<b>0.00</b>	<b>0.00</b>	<b>0.00</b>	<b>0.00</b>	<b>0.00</b>	<b>0.00</b>	<b>0.00</b>	<b>0.00</b>

**Casitas Municipal Water District**

Replacement Capital

**10 Year Capital Improvement Program**

Department: ENGINEERING

Project Manager: Julia Aranda

Project Name: West and East Ojai Avenue Pipeline Replacement

Description: Replace 1,300 feet of 6-inch cast iron pipe (c. 1939) along Ojai Avenue between Bristol and Canada Roads, replace 4,845 feet of 6-inch and 8-inch pipe (c. 1940s-1960s) along Ojai Avenue between Montgomery and Gridley, and add 800 feet of new 8-inch pipe between Signal and Montgomery.

Justification: Improve fire flow, replace aged infrastructure past its useful life.

Comments: Funded from CFD 2013-1

**Scheduled Funding**

Project Phase :	2019/2020	2020/2021	2021/2022	2022/2023	2023/2024	2024/2025	2025/2026	2026/2027	2027/2028	2028/2029
Design	300,000.00									
Construction	1,700,000.00	720,000.00								
<b>Project Total:</b>	<b>2,000,000.00</b>	<b>720,000.00</b>	<b>0.00</b>	<b>0.00</b>	<b>0.00</b>	<b>0.00</b>	<b>0.00</b>	<b>0.00</b>	<b>0.00</b>	<b>0.00</b>

**Casitas Municipal Water District**

Replacement Capital

**10 Year Capital Improvement Program**

Department:

Project Manager:

Project Name:

Description:

Justification:

Comments:

**Scheduled Funding**

Project Phase :	2019/2020	2020/2021	2021/2022	2022/2023	2023/2024	2024/2025	2025/2026	2026/2027	2027/2028	2028/2029
Design	290,000.00									
Construction		2,900,000.00								
<b>Project Total:</b>	<b>290,000.00</b>	<b>2,900,000.00</b>	<b>0.00</b>	<b>0.00</b>	<b>0.00</b>	<b>0.00</b>	<b>0.00</b>	<b>0.00</b>	<b>0.00</b>	<b>0.00</b>



**Casitas Municipal Water District**

Replacement Capital

**10 Year Capital Improvement Program**

Department:

Project Manager:

Project Name:

Description:

Justification:

Comments:

**Scheduled Funding**

Project Phase :	2019/2020	2020/2021	2021/2022	2022/2023	2023/2024	2024/2025	2025/2026	2026/2027	2027/2028	2028/2029
	250,000.00	250,000.00								
<b>Project Total:</b>	<u>250,000.00</u>	<u>250,000.00</u>	0.00	0.00	0.00	0.00	0.00	0.00	0.00	0.00

Casitas Municipal Water District

Replacement Capital

**10 Year Capital Improvement Program**

Department:

Project Manager:

Project Name:

Description:

Justification:

Comments:

**Scheduled Funding**

Project Phase :	2019/2020	2020/2021	2021/2022	2022/2023	2023/2024	2024/2025	2025/2026	2026/2027	2027/2028	2028/2029
Design										
Construction	850,000.00									
<b>Project Total:</b>	<b>850,000.00</b>	<b>0.00</b>	<b>0.00</b>	<b>0.00</b>	<b>0.00</b>	<b>0.00</b>	<b>0.00</b>	<b>0.00</b>	<b>0.00</b>	<b>0.00</b>

**Casitas Municipal Water District**

Replacement Capital

**10 Year Capital Improvement Program**

Department:

Project Manager:

Project Name:

Description:

Justification:

Comments:

**Scheduled Funding**

Project Phase :	2019/2020	2020/2021	2021/2022	2022/2023	2023/2024	2024/2025	2025/2026	2026/2027	2027/2028	2028/2029
Evaluation	20,000.00									
Construction	80,000.00									
<b>Project Total:</b>	<b>100,000.00</b>	<b>0.00</b>	<b>0.00</b>	<b>0.00</b>	<b>0.00</b>	<b>0.00</b>	<b>0.00</b>	<b>0.00</b>	<b>0.00</b>	<b>0.00</b>



**Casitas Municipal Water District**

Replacement Capital

**10 Year Capital Improvement Program**

Department:

Project Manager:

Project Name:

Description:

Justification:

Comments:

**Scheduled Funding**

Project Phase :	2019/2020	2020/2021	2021/2022	2022/2023	2023/2024	2024/2025	2025/2026	2026/2027	2027/2028	2028/2029
Construction	850,000.00									
<b>Project Total:</b>	<b>850,000.00</b>	<b>0.00</b>	<b>0.00</b>	<b>0.00</b>	<b>0.00</b>	<b>0.00</b>	<b>0.00</b>	<b>0.00</b>	<b>0.00</b>	<b>0.00</b>

**Casitas Municipal Water District**

Replacement Capital

**10 Year Capital Improvement Program**

Department: ENGINEERING

Project Manager: Julia Aranda

Project Name: Grand Avenue Pipeline Optimization

Description: Reconfigure piping in Grand Avenue, abandon pipelines, relocate service lines, replace/reconfigure valves

Justification: Replace aged and complicated system

Comments: Funded from CFD 2013-1

**Scheduled Funding**

Project Phase :	2019/2020	2020/2021	2021/2022	2022/2023	2023/2024	2024/2025	2025/2026	2026/2027	2027/2028	2028/2029
Construction	50,000.00									
<b>Project Total:</b>	<b>50,000.00</b>	<b>0.00</b>	<b>0.00</b>	<b>0.00</b>	<b>0.00</b>	<b>0.00</b>	<b>0.00</b>	<b>0.00</b>	<b>0.00</b>	<b>0.00</b>

**Casitas Municipal Water District**

Replacement Capital

**10 Year Capital Improvement Program**

Department:

Project Manager:

Project Name:

Description:

Justification:

Comments:

**Scheduled Funding**

Project Phase :	2019/2020	2020/2021	2021/2022	2022/2023	2023/2024	2024/2025	2025/2026	2026/2027	2027/2028	2028/2029
Design	220,000.00									
Construction		2,200,000.00								
<b>Project Total:</b>	<b>220,000.00</b>	<b>2,200,000.00</b>	<b>0.00</b>	<b>0.00</b>	<b>0.00</b>	<b>0.00</b>	<b>0.00</b>	<b>0.00</b>	<b>0.00</b>	<b>0.00</b>

**Casitas Municipal Water District**

Replacement Capital

**10 Year Capital Improvement Program**

Department:

Project Manager:

Project Name:

Description:

Justification:

Comments:

**Scheduled Funding**

Project Phase :	2019/2020	2020/2021	2021/2022	2022/2023	2023/2024	2024/2025	2025/2026	2026/2027	2027/2028	2028/2029
Design	50,000.00									
Construction		650,000.00								
<b>Project Total:</b>	<b>50,000.00</b>	<b>650,000.00</b>	<b>0.00</b>	<b>0.00</b>	<b>0.00</b>	<b>0.00</b>	<b>0.00</b>	<b>0.00</b>	<b>0.00</b>	<b>0.00</b>

**Casitas Municipal Water District**

Replacement Capital

**10 Year Capital Improvement Program**

Department:

Project Manager:

Project Name:

Description:

Justification:

Comments:

**Scheduled Funding**

Project Phase :	2019/2020	2020/2021	2021/2022	2022/2023	2023/2024	2024/2025	2025/2026	2026/2027	2027/2028	2028/2029
	50,000.00	50,000.00	50,000.00	50,000.00						
<b>Project Total:</b>	<b>50,000.00</b>	<b>50,000.00</b>	<b>50,000.00</b>	<b>50,000.00</b>	<b>0.00</b>	<b>0.00</b>	<b>0.00</b>	<b>0.00</b>	<b>0.00</b>	<b>0.00</b>



**Casitas Municipal Water District**

Replacement Capital

**10 Year Capital Improvement Program**

Department:

Project Manager:

Project Name:

Description:

Justification:

Comments:

**Scheduled Funding**

Project Phase :	2019/2020	2020/2021	2021/2022	2022/2023	2023/2024	2024/2025	2025/2026	2026/2027	2027/2028	2028/2029
Construction	250,000.00									
<b>Project Total:</b>	<b>250,000.00</b>	<b>0.00</b>	<b>0.00</b>	<b>0.00</b>	<b>0.00</b>	<b>0.00</b>	<b>0.00</b>	<b>0.00</b>	<b>0.00</b>	<b>0.00</b>

**Casitas Municipal Water District**

Replacement Capital

**10 Year Capital Improvement Program**

Department:

Project Manager:

Project Name:

Description:

Justification:

Comments:

**Scheduled Funding**

Project Phase :	2019/2020	2020/2021	2021/2022	2022/2023	2023/2024	2024/2025	2025/2026	2026/2027	2027/2028	2028/2029
	138,000.00									
<b>Project Total:</b>	<b>138,000.00</b>	<b>0.00</b>	<b>0.00</b>	<b>0.00</b>	<b>0.00</b>	<b>0.00</b>	<b>0.00</b>	<b>0.00</b>	<b>0.00</b>	<b>0.00</b>

**Casitas Municipal Water District**

Replacement Capital

**10 Year Capital Improvement Program**

Department:

Project Manager:

Project Name:

Description:

Justification:

Comments:

**Scheduled Funding**

Project Phase :	2019/2020	2020/2021	2021/2022	2022/2023	2023/2024	2024/2025	2025/2026	2026/2027	2027/2028	2028/2029
	200,000.00									
<b>Project Total:</b>	<b>200,000.00</b>	<b>0.00</b>	<b>0.00</b>	<b>0.00</b>	<b>0.00</b>	<b>0.00</b>	<b>0.00</b>	<b>0.00</b>	<b>0.00</b>	<b>0.00</b>



**Casitas Municipal Water District**

Replacement Capital

**10 Year Capital Improvement Program**

Department:

Project Manager:

Project Name:

Description:

Justification:

Comments:

**Scheduled Funding**

Project Phase :	2019/2020	2020/2021	2021/2022	2022/2023	2023/2024	2024/2025	2025/2026	2026/2027	2027/2028	2028/2029
	100,000.00	100,000.00	100,000.00	100,000.00	100,000.00	100,000.00	100,000.00	100,000.00	100,000.00	100,000.00
<b>Project Total:</b>	<b>100,000.00</b>	<b>100,000.00</b>	<b>100,000.00</b>	<b>100,000.00</b>	<b>100,000.00</b>	<b>100,000.00</b>	<b>100,000.00</b>	<b>100,000.00</b>	<b>100,000.00</b>	<b>100,000.00</b>

**Casitas Municipal Water District**

New Capital

**10 Year Capital Improvement Program**

Department:

Project Manager:

Project Name:

Description:

Justification:

Comments:

**Scheduled Funding**

Project Phase :	2019/2020	2020/2021	2021/2022	2022/2023	2023/2024	2024/2025	2025/2026	2026/2027	2027/2028	2028/2029
	500,000.00	500,000.00	500,000.00							
<b>Project Total:</b>	<b>500,000.00</b>	<b>500,000.00</b>	<b>500,000.00</b>	<b>0.00</b>	<b>0.00</b>	<b>0.00</b>	<b>0.00</b>	<b>0.00</b>	<b>0.00</b>	<b>0.00</b>

**Casitas Municipal Water District**

New Capital

**10 Year Capital Improvement Program**

Department:

Project Manager:

Project Name:

Description:

Justification:

Comments:

**Scheduled Funding**

Project Phase :	2019/2020	2020/2021	2021/2022	2022/2023	2023/2024	2024/2025	2025/2026	2026/2027	2027/2028	2028/2029
\$ 400,000										
<b>Project Total:</b>	400,000.00	0.00	0.00	0.00	0.00	0.00	0.00	0.00	0.00	0.00

**Casitas Municipal Water District**

New Capital

**10 Year Capital Improvement Program**

Department:

Project Manager:

Project Name:

Description:

Justification:

Comments:

**Scheduled Funding**

Project Phase :	2019/2020	2020/2021	2021/2022	2022/2023	2023/2024	2024/2025	2025/2026	2026/2027	2027/2028	2028/2029
	5,000,000.00									
<b>Project Total:</b>	<b>5,000,000.00</b>	<b>0.00</b>	<b>0.00</b>	<b>0.00</b>	<b>0.00</b>	<b>0.00</b>	<b>0.00</b>	<b>0.00</b>	<b>0.00</b>	<b>0.00</b>

**Casitas Municipal Water District**

New Capital

**10 Year Capital Improvement Program**

Department:

Project Manager:

Project Name:

Description:

Justification:

Comments:

**Scheduled Funding**

Project Phase :	2019/2020	2020/2021	2021/2022	2022/2023	2023/2024	2024/2025	2025/2026	2026/2027	2027/2028	2028/2029
	75,000.00									
<b>Project Total:</b>	<b>75,000.00</b>	<b>0.00</b>	<b>0.00</b>	<b>0.00</b>	<b>0.00</b>	<b>0.00</b>	<b>0.00</b>	<b>0.00</b>	<b>0.00</b>	<b>0.00</b>



**Casitas Municipal Water District**

New Capital

**10 Year Capital Improvement Program**

Department:

Project Manager:

Project Name:

Description:

Justification:

Comments:

**Scheduled Funding**

Project Phase :	2019/2020	2020/2021	2021/2022	2022/2023	2023/2024	2024/2025	2025/2026	2026/2027	2027/2028	2028/2029
Design	625,000.00									
Construction		1,500,000.00	2,875,000.00							
<b>Project Total:</b>	<b>625,000.00</b>	<b>1,500,000.00</b>	<b>2,875,000.00</b>	<b>0.00</b>	<b>0.00</b>	<b>0.00</b>	<b>0.00</b>	<b>0.00</b>	<b>0.00</b>	<b>0.00</b>

**Casitas Municipal Water District**

New Capital

**10 Year Capital Improvement Program**

Department:

Project Manager:

Project Name:

Description:

Justification:

Comments:

**Scheduled Funding**

Project Phase :	2019/2020	2020/2021	2021/2022	2022/2023	2023/2024	2024/2025	2025/2026	2026/2027	2027/2028	2028/2029
Design	50,000.00									
Construction		200,000.00								
<b>Project Total:</b>	<b>50,000.00</b>	<b>200,000.00</b>	<b>0.00</b>	<b>0.00</b>	<b>0.00</b>	<b>0.00</b>	<b>0.00</b>	<b>0.00</b>	<b>0.00</b>	<b>0.00</b>

**Casitas Municipal Water District**

New Capital

**10 Year Capital Improvement Program**

Department:

Project Manager:

Project Name:

Description:

Justification:

Comments:

**Scheduled Funding**

Project Phase :	2019/2020	2020/2021	2021/2022	2022/2023	2023/2024	2024/2025	2025/2026	2026/2027	2027/2028	2028/2029
	50,000.00									
<b>Project Total:</b>	<b>50,000.00</b>	<b>0.00</b>	<b>0.00</b>	<b>0.00</b>	<b>0.00</b>	<b>0.00</b>	<b>0.00</b>	<b>0.00</b>	<b>0.00</b>	<b>0.00</b>



Casitas Municipal Water District

Summary Capital Department 42

Capital Improvement Program

Department:

Comments:

General Plan:

Total Scheduled Funding

	2019/2020	2020/2021	2021/2022	2022/2023	2023/2024	2024/2025	2025/2026	2026/2027	2027/2028	2028/2029
Replacement	16,500.00	310,000.00	0.00	0.00	0.00	0.00	0.00	0.00	0.00	0.00
New	92,500.00	0.00	0.00	0.00	0.00	0.00	0.00	0.00	0.00	0.00
<b>Project Total:</b>	<b>109,000.00</b>	<b>310,000.00</b>	<b>0.00</b>	<b>0.00</b>	<b>0.00</b>	<b>0.00</b>	<b>0.00</b>	<b>0.00</b>	<b>0.00</b>	<b>0.00</b>

**10 Year Capital Improvement Program**

Department:

Project Manager:

Project Name:

Description:

Justification:

Comments:

**Scheduled Funding**

Project Phase :	2019/2020	2020/2021	2021/2022	2022/2023	2023/2024	2024/2025	2025/2026	2026/2027	2027/2028	2028/2029
		310,000.00								
<b>Project Total:</b>	0.00	310,000.00	0.00	0.00	0.00	0.00	0.00	0.00	0.00	0.00

**Casitas Municipal Water District**

Replacement

**10 Year Capital Improvement Program**

Department:

Project Manager:

Project Name:

Description:

Justification:

Comments:

**Scheduled Funding**

Project Phase :	2019/2020	2020/2021	2021/2022	2022/2023	2023/2024	2024/2025	2025/2026	2026/2027	2027/2028	2028/2029
	16,500.00									
<b>Project Total:</b>	<b>16,500.00</b>	<b>0.00</b>	<b>0.00</b>	<b>0.00</b>	<b>0.00</b>	<b>0.00</b>	<b>0.00</b>	<b>0.00</b>	<b>0.00</b>	<b>0.00</b>

**Casitas Municipal Water District**

New

**10 Year Capital Improvement Program**

Department:

Project Manager:

Project Name:

Description:

Justification:

Comments:

**Scheduled Funding**

Project Phase :	2019/2020	2020/2021	2021/2022	2022/2023	2023/2024	2024/2025	2025/2026	2026/2027	2027/2028	2028/2029
	17,500.00									
<b>Project Total:</b>	<b>17,500.00</b>	<b>0.00</b>	<b>0.00</b>	<b>0.00</b>	<b>0.00</b>	<b>0.00</b>	<b>0.00</b>	<b>0.00</b>	<b>0.00</b>	<b>0.00</b>

### 10 Year Capital Improvement Program

Department:

Project Manager:

Project Name:

Description:

Justification:

Comments:

### Scheduled Funding

Project Phase :	2019/2020	2020/2021	2021/2022	2022/2023	2023/2024	2024/2025	2025/2026	2026/2027	2027/2028	2028/2029
	75,000.00									
<b>Project Total:</b>	<b>75,000.00</b>	<b>0.00</b>	<b>0.00</b>	<b>0.00</b>	<b>0.00</b>	<b>0.00</b>	<b>0.00</b>	<b>0.00</b>	<b>0.00</b>	<b>0.00</b>



Casitas Municipal Water District

Summary Capital Department 50

Capital Improvement Program

Department: Utilities Maintenance

Comments:

General Plan:

Total Scheduled Funding

	2019/2020	2020/2021	2021/2022	2022/2023	2023/2024	2024/2025	2025/2026	2026/2027	2027/2028	2027/2028
Replacement	90,000.00	55,000.00	55,000.00	60,000.00	60,000.00	60,000.00	65,000.00	65,000.00	65,000.00	65,000.00
New	10,000.00	0.00	0.00	0.00	0.00	0.00	0.00	0.00	0.00	0.00
Project Total:	100,000.00	55,000.00	55,000.00	60,000.00	60,000.00	60,000.00	65,000.00	65,000.00	65,000.00	65,000.00

Casitas Municipal Water District

Replacement

10 Year Capital Improvement Program

Department:

Project Manager:

Project Name:

Description:

Justification:

Comments:

Scheduled Funding

Project Phase :	2019/2020	2020/2021	2021/2022	2022/2023	2023/2024	2024/2025	2025/2026	2026/2027	2027/2028	2027/2028
	50,000.00	55,000.00	55,000.00	60,000.00	60,000.00	60,000.00	65,000.00	65,000.00	65,000.00	65,000.00
Project Total:	50,000.00	55,000.00	55,000.00	60,000.00	60,000.00	60,000.00	65,000.00	65,000.00	65,000.00	65,000.00

**10 Year Capital Improvement Program**

Department:

Project Manager:

Project Name:

Description:

Justification:

Comments:

**Scheduled Funding**

Project Phase :	2019/2020	2020/2021	2021/2022	2022/2023	2023/2024	2024/2025	2025/2026	2026/2027	2027/2028	2027/2028
	40,000.00									
<b>Project Total:</b>	<b>40,000.00</b>	<b>0.00</b>	<b>0.00</b>	<b>0.00</b>	<b>0.00</b>	<b>0.00</b>	<b>0.00</b>	<b>0.00</b>	<b>0.00</b>	<b>0.00</b>



**Casitas Municipal Water District**

New

**10 Year Capital Improvement Program**

Department:

Project Manager:

Project Name:

Description:

Justification:

Comments:

**Scheduled Funding**

Project Phase :	2019/2020	2020/2021	2021/2022	2022/2023	2023/2024	2024/2025	2025/2026	2026/2027	2027/2028	2027/2028
	10,000.00									
<b>Project Total:</b>	<b>10,000.00</b>	<b>0.00</b>	<b>0.00</b>	<b>0.00</b>	<b>0.00</b>	<b>0.00</b>	<b>0.00</b>	<b>0.00</b>	<b>0.00</b>	<b>0.00</b>

Casitas Municipal Water District

Summary Capital Department 52

Capital Improvement Program

Department:

Comments:

General Plan:

Scheduled Funding

	2019/2020	2020/2021	2021/2022	2022/2023	2023/2024	2024/2025	2025/2026	2026/2027	2027/2028	2028/2029
Replacement	1,212,000.00	250,000.00	50,000.00	50,000.00	50,000.00	50,000.00	0.00	0.00	0.00	0.00
New	106,700.00	320,000.00	0.00	0.00	0.00	0.00	0.00	0.00	0.00	0.00
Project Total:	1,318,700.00	570,000.00	50,000.00	50,000.00	50,000.00	50,000.00	0.00	0.00	0.00	0.00

**Casitas Municipal Water District**

Replacement Capital

**10 Year Capital Improvement Program**

Department:

Project Manager:

Project Name:

Description:

Justification:

Comments:

**Scheduled Funding**

Project Phase :	2019/2020	2020/2021	2021/2022	2022/2023	2023/2024	2024/2025	2025/2026	2026/2027	2027/2028	2028/2029
Ave 1 Pump 3	0.00	30,000.00	50,000.00	50,000.00	50,000.00	50,000.00				
Ave 1 Pump 4		20,000.00								
<b>Project Total:</b>	<b>0.00</b>	<b>50,000.00</b>	<b>50,000.00</b>	<b>50,000.00</b>	<b>50,000.00</b>	<b>50,000.00</b>	<b>0.00</b>	<b>0.00</b>	<b>0.00</b>	<b>0.00</b>

**Casitas Municipal Water District**

Replacement Capital

**10 Year Capital Improvement Program**

Department:

Project Manager:

Project Name:

Description:

Justification:

Comments:

**Scheduled Funding**

Project Phase :	2019/2020	2020/2021	2021/2022	2022/2023	2023/2024	2024/2025	2025/2026	2026/2027	2027/2028	2028/2029
	19,000.00									
<b>Project Total:</b>	<b>19,000.00</b>	<b>0.00</b>	<b>0.00</b>	<b>0.00</b>	<b>0.00</b>	<b>0.00</b>	<b>0.00</b>	<b>0.00</b>	<b>0.00</b>	<b>0.00</b>

**Casitas Municipal Water District**

Replacment Capital

**10 Year Capital Improvement Program**

Department:

Project Manager:

Project Name:

Description:

Justification:

Comments:

**Scheduled Funding**

Project Phase :	2019/2020	2020/2021	2021/2022	2022/2023	2023/2024	2024/2025	2025/2026	2026/2027	2027/2028	2028/2029
		150,000.00								
<b>Project Total:</b>	0.00	150,000.00	0.00	0.00	0.00	0.00	0.00	0.00	0.00	0.00



**Casitas Municipal Water District**

Replacment Capital

**10 Year Capital Improvement Program**

Department:

Project Manager:

Project Name:

Description:

Justification:

Comments:

**Scheduled Funding**

Project Phase :	2019/2020	2020/2021	2021/2022	2022/2023	2023/2024	2024/2025	2025/2026	2026/2027	2027/2028	2028/2029
	9,000.00									
<b>Project Total:</b>	<b>9,000.00</b>	<b>0.00</b>	<b>0.00</b>	<b>0.00</b>	<b>0.00</b>	<b>0.00</b>	<b>0.00</b>	<b>0.00</b>	<b>0.00</b>	<b>0.00</b>

**Casitas Municipal Water District**

Replacment Capital

**10 Year Capital Improvement Program**

Department:

Project Manager:

Project Name:

Description:

Justification:

Comments:

**Scheduled Funding**

Project Phase :	2019/2020	2020/2021	2021/2022	2022/2023	2023/2024	2024/2025	2025/2026	2026/2027	2027/2028	2028/2029
	15,000.00									
<b>Project Total:</b>	<b>15,000.00</b>	<b>0.00</b>	<b>0.00</b>	<b>0.00</b>	<b>0.00</b>	<b>0.00</b>	<b>0.00</b>	<b>0.00</b>	<b>0.00</b>	<b>0.00</b>

**Casitas Municipal Water District**

Replacement Capital

**10 Year Capital Improvement Program**

Department:

Project Manager:

Project Name:

Description:

Justification:

Comments:

**Scheduled Funding**

Project Phase :	2019/2020	2020/2021	2021/2022	2022/2023	2023/2024	2024/2025	2025/2026	2026/2027	2027/2028	2028/2029
	1,169,000.00									
<b>Project Total:</b>	<b>1,169,000.00</b>	<b>0.00</b>	<b>0.00</b>	<b>0.00</b>	<b>0.00</b>	<b>0.00</b>	<b>0.00</b>	<b>0.00</b>	<b>0.00</b>	<b>0.00</b>



**Casitas Municipal Water District**

Replacment Capital

**10 Year Capital Improvement Program**

Department:

Project Manager:

Project Name:

Description:

Justification:

Comments:

**Scheduled Funding**

Project Phase :	2019/2020	2020/2021	2021/2022	2022/2023	2023/2024	2024/2025	2025/2026	2026/2027	2027/2028	2028/2029
		50,000.00								
<b>Project Total:</b>	0.00	50,000.00	0.00	0.00	0.00	0.00	0.00	0.00	0.00	0.00

**Casitas Municipal Water District**

New Capital

**10 Year Capital Improvement Program**

Department:

Project Manager:

Project Name:

Description:

Justification:

Comments:

**Scheduled Funding**

Project Phase :	2019/2020	2020/2021	2021/2022	2022/2023	2023/2024	2024/2025	2025/2026	2026/2027	2027/2028	2028/2029
		20,000.00								
<b>Project Total:</b>	0.00	20,000.00	0.00	0.00	0.00	0.00	0.00	0.00	0.00	0.00

Casitas Municipal Water District

New Capital

**10 Year Capital Improvement Program**

Department:

Project Manager:

Project Name:

Description:

Justification:

Comments:

**Scheduled Funding**

Project Phase :	2019/2020	2020/2021	2021/2022	2022/2023	2023/2024	2024/2025	2025/2026	2026/2027	2027/2028	2028/2029
		50,000.00								
<b>Project Total:</b>	0.00	50,000.00	0.00	0.00	0.00	0.00	0.00	0.00	0.00	0.00

**Casitas Municipal Water District**

New Capital

**10 Year Capital Improvement Program**

Department:

Project Manager:

Project Name:

Description:

Justification:

Comments:

**Scheduled Funding**

Project Phase :	2019/2020	2020/2021	2021/2022	2022/2023	2023/2024	2024/2025	2025/2026	2026/2027	2027/2028	2028/2029
		50,000.00								
<b>Project Total:</b>	0.00	50,000.00	0.00	0.00	0.00	0.00	0.00	0.00	0.00	0.00

**Casitas Municipal Water District**

New Capital

**10 Year Capital Improvement Program**

Department:

Project Manager:

Project Name:

Description:

Justification:

Comments:

**Scheduled Funding**

Project Phase :	2019/2020	2020/2021	2021/2022	2022/2023	2023/2024	2024/2025	2025/2026	2026/2027	2027/2028	2028/2029
		200,000.00								
<b>Project Total:</b>	0.00	200,000.00	0.00	0.00	0.00	0.00	0.00	0.00	0.00	0.00



**Casitas Municipal Water District**

New Capital

**10 Year Capital Improvement Program**

Department:

Project Manager:

Project Name:

Description:

Justification:

Comments:

**Scheduled Funding**

Project Phase :	2019/2020	2020/2021	2021/2022	2022/2023	2023/2024	2024/2025	2025/2026	2026/2027	2027/2028	2028/2029
	7,500.00									
<b>Project Total:</b>	<b>7,500.00</b>	<b>0.00</b>	<b>0.00</b>	<b>0.00</b>	<b>0.00</b>	<b>0.00</b>	<b>0.00</b>	<b>0.00</b>	<b>0.00</b>	<b>0.00</b>

**Casitas Municipal Water District**

New Capital

**10 Year Capital Improvement Program**

Department:

Project Manager:

Project Name:

Description:

Justification:

Comments:

**Scheduled Funding**

Project Phase :	2019/2020	2020/2021	2021/2022	2022/2023	2023/2024	2024/2025	2025/2026	2026/2027	2027/2028	2028/2029
	9,200.00									
<b>Project Total:</b>	<b>9,200.00</b>	<b>0.00</b>	<b>0.00</b>	<b>0.00</b>	<b>0.00</b>	<b>0.00</b>	<b>0.00</b>	<b>0.00</b>	<b>0.00</b>	<b>0.00</b>

**Casitas Municipal Water District**

New Capital

**10 Year Capital Improvement Program**

Department:

Project Manager:

Project Name:

Description:

Justification:

Comments:

**Scheduled Funding**

Project Phase :	2019/2020	2020/2021	2021/2022	2022/2023	2023/2024	2024/2025	2025/2026	2026/2027	2027/2028	2028/2029
	60,000.00									
<b>Project Total:</b>	<b>60,000.00</b>	<b>0.00</b>	<b>0.00</b>	<b>0.00</b>	<b>0.00</b>	<b>0.00</b>	<b>0.00</b>	<b>0.00</b>	<b>0.00</b>	<b>0.00</b>



**Casitas Municipal Water District**

New Capital

**10 Year Capital Improvement Program**

Department:

Project Manager:

Project Name:

Description:

Justification:

Comments:

**Scheduled Funding**

Project Phase :	2019/2020	2020/2021	2021/2022	2022/2023	2023/2024	2024/2025	2025/2026	2026/2027	2027/2028	2028/2029
	15,000.00									
<b>Project Total:</b>	<b>15,000.00</b>	<b>0.00</b>	<b>0.00</b>	<b>0.00</b>	<b>0.00</b>	<b>0.00</b>	<b>0.00</b>	<b>0.00</b>	<b>0.00</b>	<b>0.00</b>

**Casitas Municipal Water District**

New Capital

**10 Year Capital Improvement Program**

Department:

Project Manager:

Project Name:

Description:

Justification:

Comments:

**Scheduled Funding**

Project Phase :	2019/2020	2020/2021	2021/2022	2022/2023	2023/2024	2024/2025	2025/2026	2026/2027	2027/2028	2028/2029
	15,000.00									
<b>Project Total:</b>	<b>15,000.00</b>	<b>0.00</b>	<b>0.00</b>	<b>0.00</b>	<b>0.00</b>	<b>0.00</b>	<b>0.00</b>	<b>0.00</b>	<b>0.00</b>	<b>0.00</b>

Casitas Municipal Water District

Summary Capital Department 53

Capital Improvement Program

Department: Pipeline

Comments:

General Plan:

Total Scheduled Funding

	2019/2020	2020/2021	2021/2022	2022/2023	2023/2024	2024/2025	2025/2026	2026/2027	2027/2028	2028/2029
Replacement	0.00	500,000.00	125,000.00	0.00	50,000.00	150,000.00	150,000.00	150,000.00	150,000.00	0.00
New	40,000.00	307,500.00	0.00	0.00	0.00	0.00	0.00	0.00	0.00	0.00
Project Total:	40,000.00	807,500.00	125,000.00	0.00	50,000.00	150,000.00	150,000.00	150,000.00	150,000.00	0.00

**Casitas Municipal Water District**

Replacement Capital

**10 Year Capital Improvement Program**

Department:

Project Manager:

Project Name:

Description:

Justification:

Comments:

**Scheduled Funding**

Project Phase :	2019/2020	2020/2021	2021/2022	2022/2023	2023/2024	2024/2025	2025/2026	2026/2027	2027/2028	2028/2029
Oak View Main	0.00									
Villanova Main and Gridley & Ojai Ave		200,000.00								
La Luna Tico Reg Sta			125,000.00	0.00	50,000.00	150,000.00	150,000.00	150,000.00	150,000.00	
<b>Project Total:</b>	<b>0.00</b>	<b>200,000.00</b>	<b>125,000.00</b>	<b>0.00</b>	<b>50,000.00</b>	<b>150,000.00</b>	<b>150,000.00</b>	<b>150,000.00</b>	<b>150,000.00</b>	<b>0.00</b>

**Casitas Municipal Water District**

Replacement Capital

**10 Year Capital Improvement Program**

Department:

Project Manager:

Project Name:

Description:

Justification:

Comments:

**Scheduled Funding**

Project Phase :	2019/2020	2020/2021	2021/2022	2022/2023	2023/2024	2024/2025	2025/2026	2026/2027	2027/2028	2028/2029
		300,000.00								
<b>Project Total:</b>	0.00	300,000.00	0.00	0.00	0.00	0.00	0.00	0.00	0.00	0.00



**Casitas Municipal Water District**

New Capital

**10 Year Capital Improvement Program**

Department:

Project Manager:

Project Name:

Description:

Justification:

Comments:

**Scheduled Funding**

Project Phase :	2019/2020	2020/2021	2021/2022	2022/2023	2023/2024	2024/2025	2025/2026	2026/2027	2027/2028	2028/2029
		7,500.00								
<b>Project Total:</b>	0.00	7,500.00	0.00	0.00	0.00	0.00	0.00	0.00	0.00	0.00

**Casitas Municipal Water District**

New Capital

**10 Year Capital Improvement Program**

Department:

Project Manager:

Project Name:

Description:

Justification:

Comments:

**Scheduled Funding**

Project Phase :	2019/2020	2020/2021	2021/2022	2022/2023	2023/2024	2024/2025	2025/2026	2026/2027	2027/2028	2028/2029
		300,000.00								
<b>Project Total:</b>	0.00	300,000.00	0.00	0.00	0.00	0.00	0.00	0.00	0.00	0.00

**Casitas Municipal Water District**

New Capital

**10 Year Capital Improvement Program**

Department:

Project Manager:

Project Name:

Description:

Justification:

Comments:

**Scheduled Funding**

Project Phase :	2019/2020	2020/2021	2021/2022	2022/2023	2023/2024	2024/2025	2025/2026	2026/2027	2027/2028	2028/2029
	20,000.00									
<b>Project Total:</b>	<b>20,000.00</b>	<b>0.00</b>	<b>0.00</b>	<b>0.00</b>	<b>0.00</b>	<b>0.00</b>	<b>0.00</b>	<b>0.00</b>	<b>0.00</b>	<b>0.00</b>



**Casitas Municipal Water District**

New Capital

**10 Year Capital Improvement Program**

Department:

Project Manager:

Project Name:

Description:

Justification:

Comments:

**Scheduled Funding**

Project Phase :	2019/2020	2020/2021	2021/2022	2022/2023	2023/2024	2024/2025	2025/2026	2026/2027	2027/2028	2028/2029
	20,000.00									
<b>Project Total:</b>	<b>20,000.00</b>	<b>0.00</b>	<b>0.00</b>	<b>0.00</b>	<b>0.00</b>	<b>0.00</b>	<b>0.00</b>	<b>0.00</b>	<b>0.00</b>	<b>0.00</b>

Casitas Municipal Water District

Summary Capital Department 54

Capital Improvement Program

Department:

Comments:

General Plan:

Scheduled Funding

	2019/2020	2020/2021	2021/2022	2022/2023	2023/2024	2024/2025	2025/2026	2026/2027	2027/2028	2028/2029
Replacement	278,000.00	705,500.00	560,000.00	610,000.00	405,000.00	390,000.00	65,000.00	65,000.00	0.00	0.00
New	102,500.00	145,000.00	35,000.00	0.00	0.00	0.00	0.00	0.00	0.00	0.00
Project Total:	380,500.00	850,500.00	595,000.00	610,000.00	405,000.00	390,000.00	65,000.00	65,000.00	0.00	0.00

**Casitas Municipal Water District**

Replacement Capital

**10 Year Capital Improvement Program**

Department:

Project Manager:

Project Name:

Description:

Justification:

Comments:

**Scheduled Funding**

Project Phase :	2019/2020	2020/2021	2021/2022	2022/2023	2023/2024	2024/2025	2025/2026	2026/2027	2027/2028	2028/2029
Dam Intake Structure						280,000.00				
Filter Manifold (phase2)					300,000.00					
Filter Manifold (phase1)				300,000.00						
Subgrade (Effluent)			350,000.00							
Subgrade (Influent)		350,000.00								
Assessment Study	0.00									
<b>Project Total:</b>	<b>0.00</b>	<b>350,000.00</b>	<b>350,000.00</b>	<b>300,000.00</b>	<b>300,000.00</b>	<b>280,000.00</b>	<b>0.00</b>	<b>0.00</b>	<b>0.00</b>	<b>0.00</b>

**Casitas Municipal Water District**

Replacement Capital

**10 Year Capital Improvement Program**

Department:

Project Manager:

Project Name:

Description:

Justification:

Comments:

**Scheduled Funding**

Project Phase :	2019/2020	2020/2021	2021/2022	2022/2023	2023/2024	2024/2025	2025/2026	2026/2027	2027/2028	2028/2029
	65,000.00	65,000.00	65,000.00	65,000.00	65,000.00	65,000.00	65,000.00	65,000.00		
<b>Project Total:</b>	<b>65,000.00</b>	<b>65,000.00</b>	<b>65,000.00</b>	<b>65,000.00</b>	<b>65,000.00</b>	<b>65,000.00</b>	<b>65,000.00</b>	<b>65,000.00</b>	<b>0.00</b>	<b>0.00</b>



**Casitas Municipal Water District**

Replacement Capital

**10 Year Capital Improvement Program**

Department:

Project Manager:

Project Name:

Description:

Justification:

Comments:

**Scheduled Funding**

Project Phase :	2019/2020	2020/2021	2021/2022	2022/2023	2023/2024	2024/2025	2025/2026	2026/2027	2027/2028	2028/2029
Backwash Tank "A" Filter Gallery Manifold Plant Exterior		185,000.00	100,000.00	45,000.00						
<b>Project Total:</b>	0.00	185,000.00	100,000.00	45,000.00	0.00	0.00	0.00	0.00	0.00	0.00

**Casitas Municipal Water District**

Replacement Capital

**10 Year Capital Improvement Program**

Department:

Project Manager:

Project Name:

Description:

Justification:

Comments:

**Scheduled Funding**

Project Phase :	2019/2020	2020/2021	2021/2022	2022/2023	2023/2024	2024/2025	2025/2026	2026/2027	2027/2028	2028/2029
Post-chlor system										
Ferric pumps					40,000.00	45,000.00				
Poly pumps				40,000.00						
Pre-chlor system			45,000.00							
<b>Project Total:</b>	0.00	0.00	45,000.00	40,000.00	40,000.00	45,000.00	0.00	0.00	0.00	0.00

**Casitas Municipal Water District**

Replacement Capital

**10 Year Capital Improvement Program**

Department:

Project Manager:

Project Name:

Description:

Justification:

Comments:

**Scheduled Funding**

Project Phase :	2019/2020	2020/2021	2021/2022	2022/2023	2023/2024	2024/2025	2025/2026	2026/2027	2027/2028	2028/2029
	50,000.00									
<b>Project Total:</b>	<b>50,000.00</b>	<b>0.00</b>	<b>0.00</b>	<b>0.00</b>	<b>0.00</b>	<b>0.00</b>	<b>0.00</b>	<b>0.00</b>	<b>0.00</b>	<b>0.00</b>

**Casitas Municipal Water District**

Replacement Capital

**10 Year Capital Improvement Program**

Department:

Project Manager:

Project Name:

Description:

Justification:

Comments:

**Scheduled Funding**

Project Phase :	2019/2020	2020/2021	2021/2022	2022/2023	2023/2024	2024/2025	2025/2026	2026/2027	2027/2028	2028/2029
		100,000.00								
<b>Project Total:</b>	0.00	100,000.00	0.00	0.00	0.00	0.00	0.00	0.00	0.00	0.00



**Casitas Municipal Water District**

Replacement Capital

**10 Year Capital Improvement Program**

Department:

Project Manager:

Project Name:

Description:

Justification:

Comments:

**Scheduled Funding**

Project Phase :	2019/2020	2020/2021	2021/2022	2022/2023	2023/2024	2024/2025	2025/2026	2026/2027	2027/2028	2028/2029
				160,000.00						
<b>Project Total:</b>	0.00	0.00	0.00	160,000.00	0.00	0.00	0.00	0.00	0.00	0.00

**Casitas Municipal Water District**

Replacement Capital

**10 Year Capital Improvement Program**

Department:

Project Manager:

Project Name:

Description:

Justification:

Comments:

**Scheduled Funding**

Project Phase :	2019/2020	2020/2021	2021/2022	2022/2023	2023/2024	2024/2025	2025/2026	2026/2027	2027/2028	2028/2029
	22,000.00									
	0.00									
<b>Project Total:</b>	<b>22,000.00</b>	<b>0.00</b>	<b>0.00</b>	<b>0.00</b>	<b>0.00</b>	<b>0.00</b>	<b>0.00</b>	<b>0.00</b>	<b>0.00</b>	<b>0.00</b>

**Casitas Municipal Water District**

Replacement Capital

**10 Year Capital Improvement Program**

Department:

Project Manager:

Project Name:

Description:

Justification:

Comments:

**Scheduled Funding**

Project Phase :	2019/2020	2020/2021	2021/2022	2022/2023	2023/2024	2024/2025	2025/2026	2026/2027	2027/2028	2028/2029
	11,000.00	5,500.00								
<b>Project Total:</b>	<b>11,000.00</b>	<b>5,500.00</b>	<b>0.00</b>	<b>0.00</b>	<b>0.00</b>	<b>0.00</b>	<b>0.00</b>	<b>0.00</b>	<b>0.00</b>	<b>0.00</b>

**Casitas Municipal Water District**

Replacement Capital

**10 Year Capital Improvement Program**

Department:

Project Manager:

Project Name:

Description:

Justification:

Comments:

**Scheduled Funding**

Project Phase :	2019/2020	2020/2021	2021/2022	2022/2023	2023/2024	2024/2025	2025/2026	2026/2027	2027/2028	2028/2029
	70,000.00									
<b>Project Total:</b>	<b>70,000.00</b>	<b>0.00</b>	<b>0.00</b>	<b>0.00</b>	<b>0.00</b>	<b>0.00</b>	<b>0.00</b>	<b>0.00</b>	<b>0.00</b>	<b>0.00</b>

**Casitas Municipal Water District**

Replacement Capital

**10 Year Capital Improvement Program**

Department:

Project Manager:

Project Name:

Description:

Justification:

Comments:

**Scheduled Funding**

Project Phase :	2019/2020	2020/2021	2021/2022	2022/2023	2023/2024	2024/2025	2025/2026	2026/2027	2027/2028	2028/2029
	45,000.00									
<b>Project Total:</b>	<b>45,000.00</b>	<b>0.00</b>	<b>0.00</b>	<b>0.00</b>	<b>0.00</b>	<b>0.00</b>	<b>0.00</b>	<b>0.00</b>	<b>0.00</b>	<b>0.00</b>



**Casitas Municipal Water District**

Replacement Capital

**10 Year Capital Improvement Program**

Department:

Project Manager:

Project Name:

Description:

Justification:

Comments:

**Scheduled Funding**

Project Phase :	2019/2020	2020/2021	2021/2022	2022/2023	2023/2024	2024/2025	2025/2026	2026/2027	2027/2028	2028/2029
	15,000.00									
<b>Project Total:</b>	<b>15,000.00</b>	<b>0.00</b>	<b>0.00</b>	<b>0.00</b>	<b>0.00</b>	<b>0.00</b>	<b>0.00</b>	<b>0.00</b>	<b>0.00</b>	<b>0.00</b>

**Casitas Municipal Water District**

New Capital

**10 Year Capital Improvement Program**

Department:

Project Manager:

Project Name:

Description:

Justification:

Comments:

**Scheduled Funding**

Project Phase :	2019/2020	2020/2021	2021/2022	2022/2023	2023/2024	2024/2025	2025/2026	2026/2027	2027/2028	2028/2029
Phase #3			35,000.00							
Phase #2		35,000.00								
<b>Project Total:</b>	<b>0.00</b>	<b>35,000.00</b>	<b>35,000.00</b>	<b>0.00</b>	<b>0.00</b>	<b>0.00</b>	<b>0.00</b>	<b>0.00</b>	<b>0.00</b>	<b>0.00</b>

**Casitas Municipal Water District**

New Capital

**10 Year Capital Improvement Program**

Department:

Project Manager:

Project Name:

Description:

Justification:

Comments:

**Scheduled Funding**

Project Phase :	2019/2020	2020/2021	2021/2022	2022/2023	2023/2024	2024/2025	2025/2026	2026/2027	2027/2028	2028/2029
	95,000.00	110,000.00								
<b>Project Total:</b>	<b>95,000.00</b>	<b>110,000.00</b>	<b>0.00</b>	<b>0.00</b>	<b>0.00</b>	<b>0.00</b>	<b>0.00</b>	<b>0.00</b>	<b>0.00</b>	<b>0.00</b>



**Casitas Municipal Water District**

New Capital

**10 Year Capital Improvement Program**

Department:

Project Manager:

Project Name:

Description:

Justification:

Comments:

**Scheduled Funding**

Project Phase :	2019/2020	2020/2021	2021/2022	2022/2023	2023/2024	2024/2025	2025/2026	2026/2027	2027/2028	2028/2029
	7,500.00									
<b>Project Total:</b>	<b>7,500.00</b>	<b>0.00</b>	<b>0.00</b>	<b>0.00</b>	<b>0.00</b>	<b>0.00</b>	<b>0.00</b>	<b>0.00</b>	<b>0.00</b>	<b>0.00</b>

**Casitas Municipal Water District**

**Summary Capital Department 55**

**Capital Improvement Program**

Department:

Comments:

General Plan:

**Total Scheduled Funding**

	2019/20	2020/21	2021/22	2022/23	2023/24	2024/25	2025/26	2026/27	2027/28	2028/29
<b>Replacement</b>	850,000.00	1,175,000.00	500,000.00	500,000.00	500,000.00	500,000.00	500,000.00	500,000.00	500,000.00	500,000.00
<b>New</b>	0.00	95,000.00	0.00	0.00	0.00	0.00	0.00	0.00	0.00	0.00
<b>Project Total:</b>	<b>850,000.00</b>	<b>1,270,000.00</b>	<b>500,000.00</b>	<b>500,000.00</b>	<b>500,000.00</b>	<b>500,000.00</b>	<b>500,000.00</b>	<b>500,000.00</b>	<b>500,000.00</b>	<b>500,000.00</b>

**Casitas Municipal Water District**

Replacement Capital

**10 Year Capital Improvement Program**

Department:

Project Manager:

Project Name:

Description:

Justification:

Comments:

**Scheduled Funding**

Project Phase :	2019/20	2020/21	2021/22	2022/23	2023/24	2024/25	2025/26	2026/27	2027/28	2028/29
		400,000.00								
<b>Project Total:</b>	0.00	400,000.00	0.00	0.00	0.00	0.00	0.00	0.00	0.00	0.00

**Casitas Municipal Water District**

Replacement Capital

**10 Year Capital Improvement Program**

Department:

Project Manager:

Project Name:

Description:

Justification:

Comments:

**Scheduled Funding**

Project Phase :	2019/20	2020/21	2021/22	2022/23	2023/24	2024/25	2025/26	2026/27	2027/28	2028/29
		75,000.00								
<b>Project Total:</b>	0.00	75,000.00	0.00	0.00	0.00	0.00	0.00	0.00	0.00	0.00

**Casitas Municipal Water District**

Replacement Capital

**10 Year Capital Improvement Program**

Department:

Project Manager:

Project Name:

Description:

Justification:

Comments:

**Scheduled Funding**

Project Phase :	2019/20	2020/21	2021/22	2022/23	2023/24	2024/25	2025/26	2026/27	2027/28	2028/29
	850,000.00	700,000.00	500,000.00	500,000.00	500,000.00	500,000.00	500,000.00	500,000.00	500,000.00	500,000.00
Project Total:	850,000.00	700,000.00	500,000.00	500,000.00	500,000.00	500,000.00	500,000.00	500,000.00	500,000.00	500,000.00



**Casitas Municipal Water District**

New Capital

**10 Year Capital Improvement Program**

Department:

Project Name:

Description:

Justification:

Comments:

**Scheduled Funding**

Project Phase :	2019/20	2020/21	2021/22	2022/23	2023/24	2024/25	2025/26	2026/27	2027/28	2028/29
		95,000.00								
<b>Project Total:</b>	0.00	95,000.00	0.00	0.00	0.00	0.00	0.00	0.00	0.00	0.00

**Casitas Municipal Water District**

**Summary Capital Department 55**

**Capital Improvement Program**

Department:

Comments:

General Plan:

**Total Scheduled Funding**

	2019/20	2020/21	2021/22	2022/23	2023/24	2024/25	2025/26	2026/27	2027/28	2028/29
<b>Replacement</b>	325,000.00	475,000.00	0.00	0.00	0.00	0.00	0.00	0.00	0.00	0.00
<b>New</b>	0.00	95,000.00	0.00	0.00	0.00	0.00	0.00	0.00	0.00	0.00
<b>Project Total:</b>	<b>325,000.00</b>	<b>570,000.00</b>	<b>0.00</b>	<b>0.00</b>	<b>0.00</b>	<b>0.00</b>	<b>0.00</b>	<b>0.00</b>	<b>0.00</b>	<b>0.00</b>

**Casitas Municipal Water District**

Replacement Capital

**10 Year Capital Improvement Program**

Department:

Project Manager:

Project Name:

Description:

Justification:

Comments:

**Scheduled Funding**

Project Phase :	2019/20	2020/21	2021/22	2022/23	2023/24	2024/25	2025/26	2026/27	2027/28	2028/29
		400,000.00								
<b>Project Total:</b>	0.00	400,000.00	0.00	0.00	0.00	0.00	0.00	0.00	0.00	0.00



**Casitas Municipal Water District**

Replacement Capital

**10 Year Capital Improvement Program**

Department:

Project Manager:

Project Name:

Description:

Justification:

Comments:

**Scheduled Funding**

Project Phase :	2019/20	2020/21	2021/22	2022/23	2023/24	2024/25	2025/26	2026/27	2027/28	2028/29
		75,000.00								
<b>Project Total:</b>	0.00	75,000.00	0.00	0.00	0.00	0.00	0.00	0.00	0.00	0.00

**Casitas Municipal Water District**

Replacement Capital

**10 Year Capital Improvement Program**

Department:

Project Manager:

Project Name:

Description:

Justification:

Comments:

**Scheduled Funding**

Project Phase :	2019/20	2020/21	2021/22	2022/23	2023/24	2024/25	2025/26	2026/27	2027/28	2028/29
	325,000.00									
<b>Project Total:</b>	<b>325,000.00</b>	<b>0.00</b>	<b>0.00</b>	<b>0.00</b>	<b>0.00</b>	<b>0.00</b>	<b>0.00</b>	<b>0.00</b>	<b>0.00</b>	<b>0.00</b>

**Casitas Municipal Water District**

New Capital

**10 Year Capital Improvement Program**

Department:

Project Name:

Description:

Justification:

Comments:

**Scheduled Funding**

Project Phase :	2019/20	2020/21	2021/22	2022/23	2023/24	2024/25	2025/26	2026/27	2027/28	2028/29
		95,000.00								
<b>Project Total:</b>	0.00	95,000.00	0.00	0.00	0.00	0.00	0.00	0.00	0.00	0.00

**Casitas Municipal Water District**

**Summary Capital Department 62**

**Capital Improvement Program**

Department:

Comments:

General Plan:

**Total Scheduled Funding**

	2019/2020	2020/2021	2021/2022	2022/2023	2023/2024	2024/2025	2025/2026	2026/2027	2027/2028	2028/2029
Replacement	0.00	70,000.00	0.00	0.00	0.00	0.00	0.00	0.00	0.00	0.00
New	0.00	300,000.00	150,000.00	0.00	0.00	0.00	0.00	0.00	0.00	0.00
<b>Project Total:</b>	0.00	370,000.00	150,000.00	0.00	0.00	0.00	0.00	0.00	0.00	0.00

**Casitas Municipal Water District**

Replacement Capital

**10 Year Capital Improvement Program**

Department:

Project Manager:

Project Name:

Description:

Justification:

Comments:

**Scheduled Funding**

Project Phase :	2019/2020	2020/2021	2021/2022	2022/2023	2023/2024	2024/2025	2025/2026	2026/2027	2027/2028	2028/2029
		70,000.00								
<b>Project Total:</b>	<b>0.00</b>	<b>70,000.00</b>	<b>0.00</b>	<b>0.00</b>	<b>0.00</b>	<b>0.00</b>	<b>0.00</b>	<b>0.00</b>	<b>0.00</b>	<b>0.00</b>



**Casitas Municipal Water District**

New Capital

**10 Year Capital Improvement Program**

Department:

Project Manager:

Project Name:

Description:

Justification:

Comments:

**Scheduled Funding**

Project Phase :	2019/2020	2020/2021	2021/2022	2022/2023	2023/2024	2024/2025	2025/2026	2026/2027	2027/2028	2028/2029
		300,000.00	150,000.00							
<b>Project Total:</b>	0.00	300,000.00	150,000.00	0.00	0.00	0.00	0.00	0.00	0.00	0.00

**Capital Improvement Program**

Department:

Comments:

General Plan:

**Total Scheduled Funding**

	2019/2020	2020/2021	2021/2022	2022/2023	2023/2024	2024/2025	2025/2026	2026/2027	2027/2028	2028/2029
Replacement	132,000.00	57,500.00	0.00	0.00	0.00	0.00	0.00	0.00	0.00	0.00
New	100,000.00	500,000.00	40,000.00	0.00	0.00	0.00	0.00	0.00	0.00	0.00
<b>Project Total:</b>	<b>232,000.00</b>	<b>557,500.00</b>	<b>40,000.00</b>	<b>0.00</b>	<b>0.00</b>	<b>0.00</b>	<b>0.00</b>	<b>0.00</b>	<b>0.00</b>	<b>0.00</b>

**Casitas Municipal Water District**

Replacement Capital

**10 Year Capital Improvement Program**

Department:

Project Manager:

Project Name:

Description:

Justification:

Comments:

**Scheduled Funding**

Project Phase :	2019/2020	2020/2021	2021/2022	2022/2023	2023/2024	2024/2025	2025/2026	2026/2027	2027/2028	2028/2029
	70,000.00									
<b>Project Total:</b>	<b>70,000.00</b>	<b>0.00</b>	<b>0.00</b>	<b>0.00</b>	<b>0.00</b>	<b>0.00</b>	<b>0.00</b>	<b>0.00</b>	<b>0.00</b>	<b>0.00</b>



**Casitas Municipal Water District**

Replacement Capital

**10 Year Capital Improvement Program**

Department:

Project Manager:

Project Name:

Description:

Justification:

Comments:

**Scheduled Funding**

Project Phase :	2019/2020	2020/2021	2021/2022	2022/2023	2023/2024	2024/2025	2025/2026	2026/2027	2027/2028	2028/2029
	7,000.00									
<b>Project Total:</b>	<b>7,000.00</b>	<b>0.00</b>	<b>0.00</b>	<b>0.00</b>	<b>0.00</b>	<b>0.00</b>	<b>0.00</b>	<b>0.00</b>	<b>0.00</b>	<b>0.00</b>

**Casitas Municipal Water District**

Replacement Capital

**10 Year Capital Improvement Program**

Department:

Project Manager:

Project Name:

Description:

Justification:

Comments:

**Scheduled Funding**

Project Phase :	2019/2020	2020/2021	2021/2022	2022/2023	2023/2024	2024/2025	2025/2026	2026/2027	2027/2028	2028/2029
	25,000.00	57,500.00								
<b>Project Total:</b>	<b>25,000.00</b>	<b>57,500.00</b>	<b>0.00</b>	<b>0.00</b>	<b>0.00</b>	<b>0.00</b>	<b>0.00</b>	<b>0.00</b>	<b>0.00</b>	<b>0.00</b>

**Casitas Municipal Water District**

Replacement Capital

**10 Year Capital Improvement Program**

Department:

Project Manager:

Project Name:

Description:

Justification:

Comments:

**Scheduled Funding**

Project Phase :	2019/2020	2020/2021	2021/2022	2022/2023	2023/2024	2024/2025	2025/2026	2026/2027	2027/2028	2028/2029
	20,000.00									
<b>Project Total:</b>	<b>20,000.00</b>	<b>0.00</b>	<b>0.00</b>	<b>0.00</b>	<b>0.00</b>	<b>0.00</b>	<b>0.00</b>	<b>0.00</b>	<b>0.00</b>	<b>0.00</b>

**Casitas Municipal Water District**

Replacement Capital

**10 Year Capital Improvement Program**

Department:

Project Manager:

Project Name:

Description:

Justification:

Comments:

**Scheduled Funding**

Project Phase :	2019/2020	2020/2021	2021/2022	2022/2023	2023/2024	2024/2025	2025/2026	2026/2027	2027/2028	2028/2029
	10,000.00									
<b>Project Total:</b>	<b>10,000.00</b>	<b>0.00</b>	<b>0.00</b>	<b>0.00</b>	<b>0.00</b>	<b>0.00</b>	<b>0.00</b>	<b>0.00</b>	<b>0.00</b>	<b>0.00</b>

Casitas Municipal Water District

New Capital

10 Year Capital Improvement Program

Department:

Project Manager:

Project Name:

Description:

Justification:

Comments:

Scheduled Funding

Project Phase :	2019/2020	2020/2021	2021/2022	2022/2023	2023/2024	2024/2025	2025/2026	2026/2027	2027/2028	2028/2029
preliminary design	100,000.00									
Construction		500,000.00								
Annexation										
Stage 1 Lateral										
Stage 2 Force Main										
Stage 3 Collection										
Stage 4 Collection			40,000.00							
<b>Project Total:</b>	<b>100,000.00</b>	<b>500,000.00</b>	<b>40,000.00</b>	<b>0.00</b>	<b>0.00</b>	<b>0.00</b>	<b>0.00</b>	<b>0.00</b>	<b>0.00</b>	<b>0.00</b>



**Casitas Municipal Water District**

**Summary Capital Department 64**

**Capital Improvement Program**

Department:

Comments:

General Plan:

**Total Scheduled Funding**

	2019/20	2020/21	2021/22	2022/23	2023/24	2024/25	2025/26	2026/27	2027/28	2028/29
Replacement	0.00	0.00	0.00	0.00	0.00	0.00	0.00	0.00	0.00	0.00
New	0.00	0.00	0.00	0.00	0.00	0.00	0.00	0.00	0.00	0.00
<b>Project Total:</b>	<b>0.00</b>	<b>0.00</b>	<b>0.00</b>	<b>0.00</b>	<b>0.00</b>	<b>0.00</b>	<b>0.00</b>	<b>0.00</b>	<b>0.00</b>	<b>0.00</b>

**Casitas Municipal Water District**

**Summary Capital Department 65**

**Capital Improvement Program**

Department:

Comments:

General Plan:

**Total Scheduled Funding**

	2019/2020	2020/2021	2021/2022	2022/2023	2023/2024	2024/2025	2025/2026	2026/2027	2027/2028	2028/2029
Replacement	0.00	34,000.00	0.00	0.00	0.00	0.00	0.00	0.00	0.00	0.00
New	18,000.00	120,000.00	500,000.00	500,000.00	0.00	0.00	0.00	0.00	0.00	0.00
<b>Project Total:</b>	18,000.00	154,000.00	500,000.00	500,000.00	0.00	0.00	0.00	0.00	0.00	0.00

**Casitas Municipal Water District**

Replacement Capital

**10 Year Capital Improvement Program**

Department:

Project Manager:

Project Name:

Description:

Justification:

**Scheduled Funding**

Project Phase :	2019/2020	2020/2021	2021/2022	2022/2023	2023/2024	2024/2025	2025/2026	2026/2027	2027/2028	2028/2029
		34,000.00								
<b>Project Total:</b>	0.00	34,000.00	0.00	0.00	0.00	0.00	0.00	0.00	0.00	0.00



**Casitas Municipal Water District**

New Capital

**10 Year Capital Improvement Program**

Department: Recreation Casitas Water Adventure

Project Manager: Belser

Project Name: Master Plan

Description: Hire experienced public aquatic consultant firm to review past plans and conduct workshops for improvement to the CWA to reconfigure perimeter fence and entrance/exit and snack bar. Also address parking/entry/restrooms/showers and office space.

Justification: The current entrance impacts the ability to place a permanent snack bar adjacent to the CWA. A master plan to address restrooms, parking, office space, new and or replacement structures will provide guidance

Comments: Master plans are often very helpful in securing grant funds. Include entire Recreation Area if possible. Master Plan to be conducted when possible then phase implementation.

**Scheduled Funding**

Project Phase :	2019/2020	2020/2021	2021/2022	2022/2023	2023/2024	2024/2025	2025/2026	2026/2027	2027/2028	2028/2029
		100,000.00	500,000.00	500,000.00						
<b>Project Total:</b>	<b>0.00</b>	<b>100,000.00</b>	<b>500,000.00</b>	<b>500,000.00</b>	<b>0.00</b>	<b>0.00</b>	<b>0.00</b>	<b>0.00</b>	<b>0.00</b>	<b>0.00</b>

Casitas Municipal Water District

New Capital

10 Year Capital Improvement Program

Department:

Project Manager:

Project Name:

Description:

Justification:

Comments:

Scheduled Funding

Project Phase :	2019/2020	2020/2021	2021/2022	2022/2023	2023/2024	2024/2025	2025/2026	2026/2027	2027/2028	2028/2029
	18,000.00	20,000.00								
Project Total:	18,000.00	20,000.00	0.00	0.00	0.00	0.00	0.00	0.00	0.00	0.00

# Casitas Municipal Water District

## Proposed Capital Projects

### Proposed for 2019 / 2020

*Board Approved*

Department:	Amount	Total
<b>01 - Retirees</b>		
Total Capital Projects Department - 01	<u>0.00</u>	0.00
<b>11 - Board of Directors</b>		
Total Capital Projects Department - 11	<u>0.00</u>	0.00
<b>21 - Management</b>		
Total Capital Projects Department - 21	<u>0.00</u>	0.00
<b>24 - Information Technology</b>		
Replacement of District computers/Printers	<u>46,750.00</u>	
Total Capital Projects Department - 24		46,750.00
<b>25 - Water Conservation</b>		
Total Capital Projects Department - 25	<u>0.00</u>	0.00
<b>28 - Fish Biologist</b>		
Total Capital Projects Department - 28	<u>0.00</u>	0.00
<b>30- Administrative Services</b>		
Total Capital Projects Department - 30	<u>0.00</u>	0.00
<b>32- Warehouse</b>		
Total Capital Projects Department - 32	<u>0.00</u>	0.00

**33-Garage & Safety**

Replace #16 (Dept 50) 3/4 Ton Truck w/Utility Bed	45,000.00	
Ford F250 Super Cab, 4x4, Diesel	55,000.00	
Dedicated Mobile Pressure Washer for O & M	11,500.00	
Sweeper - Self Propelled	<u>30,000.00</u>	
Total Capital Projects Department - 33		141,500.00

**40- Engineering CMWD Projects**

Administration Building Remodel	150,000.00	
Avenue 1 Pump Plant Transient Pressure Improvements	155,000.00	
Ayers Creek Pipeline Replacement	100,000.00	
Casitas Dam Hollow Jet Valve Replacement	150,000.00	
Casitas Dam Drainage Improvements	100,000.00	
Casitas-Ventura State Water Project Interconnection	500,000.00	
Comprehensive Water Resources Plan	400,000.00	
De La Garrigue Bridge Replacement	250,000.00	
Emergency Generators at Avenue 1, Avenue 2 and Rincon	5,000,000.00	
Rice Bridge Replacement	138,000.00	
Master Plan - CMWD	200,000.00	
Robles Canal Maintenance	100,000.00	
Robles Diversion Fish Passage Improvements / Brushes	250,000.00	
Robles Timber Cutoff Wall	300,000.00	
Solimar Beach Corrosion Investigation	10,000.00	
Tank and Vault Fall Protection Improvements	50,000.00	
Ventura - Santa Barbara Counties Intertie	625,000.00	
Facility Paving	100,000.00	
Marion Walker WTP Corrosion Assessment	100,000.00	
Replacement of Large Valves	500,000.00	
Pipeline Yard Sewer Connection	50,000.00	
Matilija Pipeline Replacement	<u>50,000.00</u>	
Total Capital CMWD Projects		<u>9,278,000.00</u>

**40- Engineering CFD 2013-1 Projects Funding from Bond Proceeds**

West Ojai Pipeline Replacements	2,375,000.00
Emily Street / Canada Street Pipeline Replacement	800,000.00
Ojai 12-inch Pipeline Replacement	1,400,000.00
Grand Avenue Pipeline Optimization	50,000.00
Heidelberger Pump Plant Retaining Wall	75,000.00
Pipeline Intertie Between Main Zone and Signal Zone	50,000.00
Mutual Wellfield Pipeline Replacement	850,000.00
Mutual Replacement Well	1,250,000.00
Pleasant Avenue and Daly Road Pipeline Improvements	70,000.00
Running Ridge Zone Improvements	290,000.00
Signal Zone Improvements	220,000.00
Sunset Place Pipeline Replacement	800,000.00
Tank and Vault Fall Protection Improvements	50,000.00
Valves and Appurtenances Replacement (Ventura Street)	850,000.00
Well Rehabilitation	250,000.00
Wellfield VFDs	50,000.00

West and East Ojai Avenue Pipeline Replacements	<u>2,000,000.00</u>	
Total Capital CDF 2013-1 Projects		<u>11,430,000.00</u>
Total Capital Projects Department - 40		20,708,000.00

**42 - Water Quality - Laboratory**

Tank Mixers	17,500.00	
Laboratory Autoclave	16,500.00	
Water Quality Improvements	<u>75,000.00</u>	
Total Capital Projects Department - 42		109,000.00

**50 - Utilities Maintenance**

Mutual Building Restoration	40,000.00	
VGB Critical Spare	10,000.00	
2" to 6" Omni Meter Replacements	<u>50,000.00</u>	
Total Capital Projects Department - 55		100,000.00

**52 - Electrical Mechanical**

10" Jamesbury Butterfly Valve for Rincon PP Discharge	7,500.00	
10" Jamesbury Butterfly Control Valve for Rincon PP	9,200.00	
Engineering Services	60,000.00	
Esteem Radios	19,000.00	
Pressure Transmitters	9,000.00	
Rincon VFD Reliability	15,000.00	
Ave 1 Low Flow Metering	15,000.00	
Terminal Server	15,000.00	
Rincon PP Electrical Upgrades	<u>1,169,000.00</u>	
Total Capital Projects Department - 52		1,318,700.00

**53 - Pipeline**

Gantry Crane Robles	20,000.00	
Robles Entry Ramp	<u>20,000.00</u>	
Total Capital Projects Department - 53		40,000.00

**54 - Water Treatment**

Emergency Disinfection for Treatment Planet	22,000.00	
Filter Media Cleaning	65,000.00	
Hach CLF 10 Analyzers	11,000.00	
PLC and SCADA Hardware	70,000.00	
Grapple Cart Camera & Lights	7,500.00	
Intake Screen #2 Restoration	50,000.00	
San Antonio Building Restoration	45,000.00	
Replacement Sludge Bed and Reclaim Sump Pumps	15,000.00	
Treatment Plant Building Addition	95,000.00	
Total Capital Projects Department - 54		380,500.00

**55- District Maintenance**

Robles Forbay Cleanout	<u>850,000.00</u>	
Total Capital Projects Department - 55		850,000.00

**62/63/64/65 - Recreation**

Plan for Sewer Lateral to LCRA	100,000.00	
Playground Resurface	70,000.00	
Septic Pump Replacement - Coyote	10,000.00	
LCRA Road Repair	25,000.00	
EZ Go Cart Replacement	7,000.00	
CWA RE-Purpose Backwash Water	18,000.00	
Restroom Restoration	<u>20,000.00</u>	
Total Capital Projects Department - 62/63/64/65		250,000.00

**Total Capital Projects / Budget 2018 / 2019****23,944,450.00**

## CASITAS MUNICIPAL WATER DISTRICT

## RESOLUTION NO.

RESOLUTION FIXING A TAX RATE FOR  
FISCAL YEAR 2019-2020 AND AUTHORIZING AND  
DIRECTING THE PRESIDENT OF THE BOARD TO EXECUTE A  
CERTIFICATE REQUESTING THE VENTURA COUNTY  
BOARD OF SUPERVISORS TO LEVY SUCH TAX

WHEREAS, the voters of the State of California passed Proposition 13 on June 6, 1978;  
and

WHEREAS, Proposition 13 limits tax rates to voter-approved indebtedness; and

WHEREAS, the indebtedness for the State Water Project was approved by the voters of  
Ventura county along with all the voters of the State of California on November 8, 1960, and  
December 19, 1933 and the payments for fiscal year 2019-2020 totals \$716,634.; and

WHEREAS, the Ventura county collection and administrative fees are estimated to be  
\$2,368.; and are voter-approved, authorized expenditures; and

WHEREAS, on the basis of valuation figures furnished by the Ventura County Auditor,  
the amount to be raised by tax levy on unsecured personal property is \$38,335.; and

WHEREAS, on the basis of information furnished by the Ventura County Auditor, the  
amount to be raised by State subventions for voter-approved indebtedness amounts to \$4,090.;  
and

WHEREAS, it is estimated that \$14,458.; will be received from the County in prior year  
tax delinquencies; and

WHEREAS, taking account of the amount to be raised by tax levy on unsecured personal  
property, the amount to be raised by state subventions, and the amount to be received in prior  
delinquencies, the amount to be raised by taxation on secured property for voter-approved  
indebtedness of \$632,704.; and

WHEREAS, on the basis of figures furnished by the Ventura county Auditor, the net  
assessed/market valuation of local secured property, exclusive of the utility roll, is  
\$9,470,710,098.; and the net assessed/market valuation of secured property on the utility roll is  
estimated at \$108,681.; and the net assessed/market valuation of all secured property in Casitas is  
estimated at \$9,403,916,098.; and

WHEREAS, with a 2.500 percent allowance for delinquency on net local secured property of \$10,352,431,850.; the current year delinquencies are estimated at \$258,810,796.; and

WHEREAS, the reduction for redevelopment assessments is \$689,704,956.; and

WHEREAS, the addition for the Homeowners Property Tax Relief exemption is \$66,794,000.; and

WHEREAS, the tax rate required to raise the necessary funds of \$0.006123 per hundred dollars of assessed/market valuation on all property within Casitas' boundaries;

WHEREAS, the tax rate in the previous year was \$0.006307 per hundred dollars of assessed/market valuation;

NOW, THEREFORE, BE IT RESOLVED by the Board of Directors of the Casitas Municipal Water District as follows:

1. The tax rate of Casitas Municipal Water District on all property within Casitas' boundaries for fiscal year 2019-2020 is hereby fixed at \$0.006123 per hundred dollars of assessed/market valuation for voter-approved indebtedness.
2. The president of the Board of Directors is hereby authorized and directed to execute a certificate in the form attached hereto.

Adopted this 26<sup>th</sup> day of June, 2019.

---

Pete Kaiser, President  
Casitas Municipal Water District

ATTEST:

---

Brian Brennan, Secretary  
Casitas Municipal Water District



CERTIFICATE

The Board of Directors of Casitas Municipal Water District hereby certifies to the Board of Supervisors and Auditor of the County of Ventura as follows:

1. Casitas has voter-approved indebtedness for fiscal year 2019-20 for the following:
  - a. \$716,634. for the State Water Project indebtedness which was approved by the voters of the State of California on November 8, 1960 and December 19, 1933.
2. It is hereby directed that at the time and in the manner required by law for the levying of taxes for County purposes for fiscal year 2019-20, the Board of Supervisors of Ventura county shall levy, in addition to such other tax as may be levied by such Board, a tax on all property within Casitas' boundaries at the rate of \$0.006123 per hundred dollars of assessed/market valuation.

IN WITNESS WHEREOF this certificate has been executed on behalf of and at the direction of the Board of Directors of Casitas Municipal Water District by the President thereof this 26<sup>th</sup> day of June, 2019.

---

Pete Kaiser, President  
Casitas Municipal Water District

---

---

**CASITAS MUNICIPAL WATER DISTRICT  
MEMORANDUM**

---

---

**TO:** BOARD OF DIRECTORS  
**FROM:** MICHAEL L FLOOD – GENERAL MANAGER  
**SUBJECT:** PROPOSITION 4 – RESOLUTION TO ADOPT THE 2019 / 2020  
ESTABLISHMENT OF APPROPRIATIONS LIMIT OF \$14,462,179.  
**DATE:** 06/21/19

---

**RECOMMENDATION:**

It is recommended that the Board of Directors adopt the Resolution for the 2019 / 2020 Establishment of Appropriations limit of \$14,462,179.

**BACKGROUND AND OVERVIEW:**

Voters approved Proposition 4, also called the Gann Initiative in November 1979. The late 1970s were a time of surplus state revenues in California, and voter exasperation at the inability of the legislature and the governor to agree on a plan to return the tax surplus to the taxpayers in the form of refunds or property tax relief.

Proposition 4 requires an Establishment of Appropriations limit each year that is equal to the prior year's spending with upward adjustments allowed for changes in population and the cost of living. The law exempts certain appropriations from the limit including capital outlay and debt service.

When the limit is exceeded, Proposition 4 requires the tax surplus to be returned to the taxpayers within two years. Casitas Municipal Water District to date has not exceeded the established limit.

CASITAS MUNICIPAL WATER DISTRICT

RESOLUTION NO.

A RESOLUTION ESTABLISHING THE APPROPRIATIONS LIMIT  
FOR THE CASITAS MUNICIPAL WATER DISTRICT FOR THE  
FISCAL YEAR ENDING JUNE 30, 2020

WHEREAS, Section 7910 of the Government Code requires each local jurisdiction to establish its appropriations limit by resolution for the following fiscal year pursuant to Article XIII B of the California constitution at a regularly scheduled meeting or noticed special meeting; and

WHEREAS, 15 days prior to such meeting, documentation used in the determination of the appropriations limit has been made available to the public; and

WHEREAS, the determination of the appropriations limit is a legislative act;

NOW, THEREFORE, BE IT RESOLVED that the Board of Directors of Casitas Municipal Water District hereby establishes the appropriations limit of \$14,462,179. for Casitas Municipal Water District for the fiscal year ending June 30, 2020, pursuant to Article XIII B of the California Constitution.

ADOPTED this 26<sup>th</sup> day of June, 2019

---

Pete Kaiser, President  
Casitas Municipal Water District

ATTEST:

---

Brian Brennan, Secretary  
Casitas Municipal Water District

## RESOLUTION NO. [\_\_\_\_]

A RESOLUTION OF THE BOARD OF DIRECTORS OF THE CASITAS MUNICIPAL WATER DISTRICT, ACTING IN ITS CAPACITY AS THE LEGISLATIVE BODY OF CASITAS MUNICIPAL WATER DISTRICT COMMUNITY FACILITIES DISTRICT NO. 2013-1 (OJAI), AUTHORIZING THE LEVY OF A SPECIAL TAX FOR FISCAL YEAR 2019-2020

WHEREAS, on January 29, 2013 this Board of Directors (the "Board") adopted Resolution No. 13-08, entitled "Resolution of the Board of Directors of the Casitas Municipal Water District, California Declaring Its Intention to Establish Community Facilities District No. 2013-1 (OJAI), to Authorize the Levy of Special Taxes Therein" (the "Resolution of Intention"), stating its intention to form Casitas Municipal Water District Community Facilities District No. 2013-1 (OJAI) (the "CFD") pursuant to the Mello-Roos Community Facilities Act of 1982, as amended, Section 53311 *et seq.* of the California Government Code (the "Act"); and

WHEREAS, on March 13, 2013, after providing all notice required by the Act, the Board held a noticed public hearing required by the Act relative to the formation of Community Facilities District No. 2013-1 (OJAI), the proposed levy of a special tax within Community Facilities District No. 2013-1 (OJAI) to finance certain improvements within the CFD as described in Resolution No. 13-08 and to secure the payment of any bonded indebtedness of the CFD, and the proposed issuance of up to \$60,000,000 of bonded indebtedness for Community Facilities District No. 2013-1 (OJAI); and

WHEREAS, on March 13, 2013, following the close of the public hearing, the Board adopted Resolution Nos. 13-12 (the "Resolution of Formation") and 13-13 (the "Resolution to Incur Bonded Indebtedness") which called a special election on August 27, 2013 within Community Facilities District No. 2013-1 (OJAI) on Measure V relating to the levying of a special tax, the incurring of bonded indebtedness and the establishment of an appropriations limit for the Community Facilities District No. 2013-1 (OJAI); and

WHEREAS, on August 27, 2013, a special election was held within Community Facilities District No. 2013-1 (OJAI) at which the qualified electors approved by more than a two-thirds vote Measure V authorizing the levy of a special tax within the Community Facilities District No. 2013-1 (OJAI) for the purposes described in the Resolution of Intention and the Resolution of Formation and the issuance of bonded indebtedness for Community Facilities District No. 2013-1 (OJAI) as described in the Resolution to Incur Bonded Indebtedness; and

WHEREAS, on November 13, 2013, the Board adopted Resolution No. 13-38 declaring the results of the special election, which results showed that the issues presented at said special election were approved by the qualified electors of the CFD by more than two-thirds of the votes cast at said special election; and

WHEREAS, on November 27, 2013 the Board adopted Ordinance No. 13-01 which authorized the levy of a special tax within Community Facilities District No. 2013-1 (OJAI) (the "Ordinance"); and

WHEREAS, this Board hereby certifies that the Ordinance authorizing the levy of the special taxes within Community Facilities District No. 2013-1 (OJAI) has been duly adopted in accordance with law and is legal and valid; and

WHEREAS, the Ordinance provides that the Board is further authorized to determine each year, by ordinance, or by resolution if permitted by then applicable law, on or before August 10 of each year, or such later date as is permitted by the law, the specific special tax rate and amount to be levied on each parcel of land in Community Facilities District No. 2013-1 (OJAI) pursuant to the rate and method of apportionment set forth for Community Facilities District No. 2013-1 (OJAI) in Exhibit "B" to Resolution No. 13-12 (the "Rate and Method"). The special tax rate to be levied pursuant to the Rate and Method shall not exceed the applicable maximum rates set forth therein, but the special tax may be levied at a lower rate; and

WHEREAS, it is now necessary and appropriate that the Board levy and collect the special taxes for Fiscal Year 2019-2020 for the purpose specified in the Ordinance, by the adoption of a resolution as specified by the Act and the Ordinance; and

NOW, therefore, the Board of Directors of the Casitas Municipal Water District acting in its capacity as the legislative body of Community Facilities District No. 2013-1 (OJAI) does hereby resolve as follows:

Section 1. The above recitals are all true and correct.

Section 2. In accordance with Section 53340 of the Act and the Ordinance, there is hereby levied upon the parcels within the CFD which are not otherwise exempt from taxation under the Act or the Ordinance the special taxes for Fiscal Year 2019-2020 (the "Special Taxes"), at the tax rates set forth in Exhibit 1 hereto. The Special Tax Consultant shall apportion the Special Taxes in the manner specified in Resolution Nos. 13-12 and 13-13. Such rates do not exceed the maximum rates set forth in the Ordinance. After adoption of this Resolution, but no later than July 5, 2019 (the County's deadline of accepting direct assessment enrollments for tax year 2019-2020), or such later date as is permitted by the law, the Special Tax Consultant shall deliver the certified list of all parcels subject to the special tax levy, including the amount of the Special Taxes to be levied on each parcel in Fiscal Year 2019-2020 (the "Certified List"), to the Accounting Manager or designee, and thereafter, but in no event later than July 5, 2019, or such later date as is permitted by the law, the Accounting Manager or designee, shall cause a certified copy of this Resolution, together with the Certified List, to be filed with the County Auditor-Controller, or in the case of direct billing, at a different time or in a different manner if necessary to meet its financial obligations. The Certified List may contain tax rates lower than those set forth in Exhibit 1 if the Accounting Manager determines that such lower rates are adequate to accomplish the purposes of the CFD in Fiscal Year 2019-2020. The Accounting Manager or designee and the County Auditor-Controller are hereby authorized to make changes to the Certified List from time to time to correct any error in the amount of the levy on any parcel to make it consistent with the Rate and Method, including, but not limited to, adding any parcels omitted from the Certified List or deleting any parcels included in the Certified List.

Section 3. Properties or entities of the state, federal or other local governments shall be exempt from the special tax, except as otherwise provided in Sections 53317.3 and 53317.5 of the Act and the Rate and Method. No other properties or entities are exempt from the special tax unless the properties or entities are expressly exempted in the Resolution of Formation, or in a

resolution of consideration to levy a new special tax or special taxes or to alter the rate or method of apportionment of an existing special tax as provided in Section 53334 of the Act.

Section 4. All of the collections of the special tax pursuant to the Rate and Method shall be used as provided for in the Act and the Resolution of Formation. The special tax shall be levied within Community Facilities District No. 2013-1 (OJAI) only so long as needed for the purposes described in the Resolution of Formation.

Section 5. The special tax levied pursuant to the Rate and Method shall be collected in the same manner as ordinary *ad valorem* property taxes are collected and shall be subject to the same penalties and the same procedure, sale and lien priority in case of delinquency as is provided for ad valorem taxes (which such procedures include the exercise of all rights and remedies permitted by law to make corrections, including, but not limited to, the issuance of amended or supplemental tax bills), as such procedure may be modified by law or by this Board from time to time.

Section 6. As a cumulative remedy, if any amount levied as a special tax for payment of the interest or principal of any bonded indebtedness of Community Facilities District No. 2013-1 (OJAI) (the “Bonds”), together with any penalties and other charges accruing under the Ordinance, are not paid when due, the Board may, not later than four years after the due date of the last installment of principal on the Bonds, order that the same be collected by an action brought in the superior court to foreclose the lien of such special tax.

Section 7. The Accounting Manager or designee is hereby authorized to transmit a certified copy of this Resolution, together with the Certified List, to the County Assessor and/or the Treasurer-Tax Collector, together with other supporting documentation as may be required to place the Special Taxes on the secured property tax roll for Fiscal Year 2019-2020 and for the collection of the Special Taxes in the same manner as ordinary ad valorem property taxes and to perform all other acts which are required by the Act, the Ordinance, or by law or deemed necessary by the Accounting Manager in order to accomplish the purpose of this Resolution, the Act, or Bond covenants, or in the case of direct billing, the Accounting Manager or designer is hereby authorized to mail the applicable tax bill to the individual taxpayer.

Section 8. This Resolution shall be effective upon its adoption.

PASSED and ADOPTED by the Board of Directors of the Casitas Municipal Water District at a regular meeting held on the 26<sup>th</sup> day of June, 2019.

## CASITAS MUNICIPAL WATER DISTRICT

By: \_\_\_\_\_  
Peter Kaiser, President  
Board of Directors

ATTEST:

By: \_\_\_\_\_  
Brian Brennan, Secretary  
Board of Directors

**Exhibit 1**

**Casitas Municipal Water District  
Community Facilities District No. 2013-1 (Ojai)  
Fiscal Year 2019-2020 Special Tax Levy**

<b>Assessor's Parcel Number</b>	<b>Description</b>	<b>Tax Class</b>	<b>Parcel Square Footage</b>	<b>No. of Residential Units</b>	<b>Non- Residential Floor Area</b>	<b>Maximum Special Tax</b>	<b>Approved Special Tax</b>
010-0-070-110	Single Family Detached	1	638,154	1	-	\$2,357.06	\$2,357.06
010-0-070-210	Single Family Detached	1	871,200	1	-	\$2,357.06	\$2,357.06
010-0-070-220	Single Family Detached	1	412,513	1	-	\$2,357.06	\$2,357.06
010-0-070-260	Single Family Detached	1	436,471	1	-	\$2,357.06	\$2,357.06
010-0-120-020	Single Family Detached	1	116,305	1	-	\$2,357.06	\$2,357.06
010-0-120-100	Single Family Detached	1	180,774	1	-	\$2,357.06	\$2,357.06
010-0-120-145	Single Family Detached	1	103,672	1	-	\$2,357.06	\$2,357.06
010-0-120-155	Single Family Detached	1	112,384	1	-	\$2,357.06	\$2,357.06
010-0-120-165	Single Family Detached	1	93,654	1	-	\$2,357.06	\$2,357.06
010-0-120-175	Single Family Detached	1	87,120	1	-	\$2,357.06	\$2,357.06
010-0-120-200	Single Family Detached	2	35,600	1	-	\$1,390.81	\$1,390.80
010-0-120-210	Single Family Detached	1	512,266	1	-	\$2,357.06	\$2,357.06
010-0-130-040	Single Family Detached	1	134,600	1	-	\$2,357.06	\$2,357.06
010-0-130-100	Single Family Detached	2	24,800	1	-	\$1,390.81	\$1,390.80
010-0-130-130	Single Family Detached	3	21,390	1	-	\$834.49	\$834.48
010-0-130-150	Single Family Detached	1	93,593	1	-	\$2,357.06	\$2,357.06
010-0-130-170	Single Family Detached	3	20,470	1	-	\$834.49	\$834.48
010-0-130-190	Single Family Detached	2	22,310	1	-	\$1,390.81	\$1,390.80
010-0-130-210	Single Family Detached	1	159,429	1	-	\$2,357.06	\$2,357.06
010-0-130-220	Single Family Detached	2	26,789	1	-	\$1,390.81	\$1,390.80
010-0-130-230	Single Family Detached	1	49,223	1	-	\$2,357.06	\$2,357.06
010-0-130-250	Single Family Detached	1	70,200	1	-	\$2,357.06	\$2,357.06
010-0-130-265	Single Family Detached	1	47,480	1	-	\$2,357.06	\$2,357.06
010-0-130-275	Single Family Detached	1	45,302	1	-	\$2,357.06	\$2,357.06
010-0-130-330	Single Family Detached	1	143,657	1	-	\$2,357.06	\$2,357.06
010-0-130-350	Single Family Detached	1	139,483	1	-	\$2,357.06	\$2,357.06
010-0-140-035	Single Family Detached	1	76,665	1	-	\$2,357.06	\$2,357.06
010-0-140-055	Single Family Detached	1	60,984	1	-	\$2,357.06	\$2,357.06
010-0-140-065	Single Family Detached	1	55,321	1	-	\$2,357.06	\$2,357.06
010-0-140-075	Single Family Detached	2	33,900	1	-	\$1,390.81	\$1,390.80
010-0-140-080	Single Family Detached	1	69,696	1	-	\$2,357.06	\$2,357.06
010-0-140-115	Single Family Detached	1	48,787	1	-	\$2,357.06	\$2,357.06
010-0-140-125	Single Family Detached	1	47,916	1	-	\$2,357.06	\$2,357.06
010-0-140-150	Single Family Detached	1	57,934	1	-	\$2,357.06	\$2,357.06
010-0-140-165	Single Family Detached	1	51,836	1	-	\$2,357.06	\$2,357.06
010-0-140-170	Single Family Detached	1	57,934	1	-	\$2,357.06	\$2,357.06
010-0-140-180	Single Family Detached	3	19,800	1	-	\$834.49	\$834.48
010-0-140-235	Single Family Detached	1	73,484	1	-	\$2,357.06	\$2,357.06
010-0-140-245	Single Family Detached	1	73,718	1	-	\$2,357.06	\$2,357.06
010-0-150-050	Single Family Detached	2	36,150	1	-	\$1,390.81	\$1,390.80
010-0-150-060	Single Family Detached	2	31,500	1	-	\$1,390.81	\$1,390.80
010-0-150-090	Single Family Detached	2	24,256	1	-	\$1,390.81	\$1,390.80
010-0-150-110	Single Family Detached	2	22,500	1	-	\$1,390.81	\$1,390.80
010-0-150-120	Single Family Detached	3	20,200	1	-	\$834.49	\$834.48
010-0-150-170	Single Family Detached	1	245,543	1	-	\$2,357.06	\$2,357.06
010-0-150-190	Single Family Detached	1	225,316	1	-	\$2,357.06	\$2,357.06

## Exhibit 1

### Casitas Municipal Water District Community Facilities District No. 2013-1 (Ojai) Fiscal Year 2019-2020 Special Tax Levy

Assessor's Parcel Number	Description	Tax Class	Parcel Square Footage	No. of Residential Units	Non- Residential Floor Area	Maximum Special Tax	Approved Special Tax
010-0-150-200	Single Family Detached	2	23,124	1	-	\$1,390.81	\$1,390.80
010-0-150-230	Single Family Detached	1	43,610	1	-	\$2,357.06	\$2,357.06
010-0-150-240	Single Family Detached	1	235,191	1	-	\$2,357.06	\$2,357.06
010-0-160-020	Single Family Detached	3	21,780	1	-	\$834.49	\$834.48
010-0-160-050	Single Family Detached	1	71,874	1	-	\$2,357.06	\$2,357.06
010-0-160-060	Single Family Detached	1	130,244	1	-	\$2,357.06	\$2,357.06
010-0-160-080	Single Family Detached	1	43,995	1	-	\$2,357.06	\$2,357.06
010-0-160-120	Single Family Detached	2	23,800	1	-	\$1,390.81	\$1,390.80
010-0-160-130	Single Family Detached	2	33,015	1	-	\$1,390.81	\$1,390.80
010-0-160-160	Single Family Detached	1	43,560	1	-	\$2,357.06	\$2,357.06
010-0-201-010	Single Family Detached	1	229,126	1	-	\$2,357.06	\$2,357.06
010-0-201-060	Single Family Detached	1	48,787	1	-	\$2,357.06	\$2,357.06
010-0-201-070	Single Family Detached	1	50,094	1	-	\$2,357.06	\$2,357.06
010-0-201-080	Single Family Detached	2	38,000	1	-	\$1,390.81	\$1,390.80
010-0-201-090	Single Family Detached	2	25,600	1	-	\$1,390.81	\$1,390.80
010-0-201-100	Single Family Detached	2	32,435	1	-	\$1,390.81	\$1,390.80
010-0-201-110	Single Family Detached	2	27,817	1	-	\$1,390.81	\$1,390.80
010-0-201-120	Single Family Detached	2	24,600	1	-	\$1,390.81	\$1,390.80
010-0-201-130	Single Family Detached	2	31,800	1	-	\$1,390.81	\$1,390.80
010-0-201-140	Single Family Detached	2	34,400	1	-	\$1,390.81	\$1,390.80
010-0-201-150	Single Family Detached	2	27,484	1	-	\$1,390.81	\$1,390.80
010-0-201-160	Single Family Detached	2	37,200	1	-	\$1,390.81	\$1,390.80
010-0-201-170	Single Family Detached	1	66,211	1	-	\$2,357.06	\$2,357.06
010-0-201-180	Single Family Detached	1	81,892	1	-	\$2,357.06	\$2,357.06
010-0-201-190	Single Family Detached	2	36,824	1	-	\$1,390.81	\$1,390.80
010-0-201-200	Single Family Detached	1	46,173	1	-	\$2,357.06	\$2,357.06
010-0-201-210	Single Family Detached	2	42,776	1	-	\$1,390.81	\$1,390.80
010-0-201-240	Single Family Detached	2	40,800	1	-	\$1,390.81	\$1,390.80
010-0-201-250	Single Family Detached	1	43,995	1	-	\$2,357.06	\$2,357.06
010-0-201-260	Single Family Detached	1	48,351	1	-	\$2,357.06	\$2,357.06
010-0-201-290	Single Family Detached	1	80,586	1	-	\$2,357.06	\$2,357.06
010-0-201-300	Single Family Detached	1	46,789	1	-	\$2,357.06	\$2,357.06
010-0-201-350	Single Family Detached	1	74,358	1	-	\$2,357.06	\$2,357.06
010-0-210-040	Single Family Detached	1	44,431	1	-	\$2,357.06	\$2,357.06
010-0-210-070	Single Family Detached	2	38,350	1	-	\$1,390.81	\$1,390.80
010-0-210-120	Single Family Detached	1	59,241	1	-	\$2,357.06	\$2,357.06
010-0-210-150	Single Family Detached	1	51,836	1	-	\$2,357.06	\$2,357.06
010-0-210-170	Single Family Detached	1	48,352	1	-	\$2,357.06	\$2,357.06
010-0-210-200	Single Family Detached	1	53,709	1	-	\$2,357.06	\$2,357.06
010-0-210-240	Single Family Detached	2	38,333	1	-	\$1,390.81	\$1,390.80
010-0-220-020	Single Family Detached	1	57,063	1	-	\$2,357.06	\$2,357.06
010-0-220-030	Single Family Detached	2	39,800	1	-	\$1,390.81	\$1,390.80
010-0-220-050	Single Family Detached	1	50,094	1	-	\$2,357.06	\$2,357.06
010-0-220-060	Single Family Detached	1	49,658	1	-	\$2,357.06	\$2,357.06
010-0-220-070	Single Family Detached	1	51,400	1	-	\$2,357.06	\$2,357.06
010-0-220-080	Single Family Detached	1	54,014	1	-	\$2,357.06	\$2,357.06



**Exhibit 1**

**Casitas Municipal Water District  
Community Facilities District No. 2013-1 (Ojai)  
Fiscal Year 2019-2020 Special Tax Levy**

<b>Assessor's Parcel Number</b>	<b>Description</b>	<b>Tax Class</b>	<b>Parcel Square Footage</b>	<b>No. of Residential Units</b>	<b>Non- Residential Floor Area</b>	<b>Maximum Special Tax</b>	<b>Approved Special Tax</b>
010-0-220-090	Single Family Detached	2	41,700	1	-	\$1,390.81	\$1,390.80
010-0-220-120	Single Family Detached	2	34,500	1	-	\$1,390.81	\$1,390.80
010-0-231-050	Single Family Detached	3	20,280	1	-	\$834.49	\$834.48
010-0-231-060	Single Family Detached	3	19,950	1	-	\$834.49	\$834.48
010-0-231-070	Single Family Detached	3	20,612	1	-	\$834.49	\$834.48
010-0-231-080	Single Family Detached	3	20,751	1	-	\$834.49	\$834.48
010-0-232-030	Single Family Detached	3	20,592	1	-	\$834.49	\$834.48
010-0-232-040	Single Family Detached	3	19,718	1	-	\$834.49	\$834.48
010-0-232-050	Single Family Detached	3	20,034	1	-	\$834.49	\$834.48
010-0-232-060	Single Family Detached	3	20,280	1	-	\$834.49	\$834.48
019-0-020-050	Single Family Detached	1	93,418	1	-	\$2,357.06	\$2,357.06
019-0-020-140	Single Family Detached	1	60,984	1	-	\$2,357.06	\$2,357.06
019-0-020-150	Single Family Detached	1	109,771	1	-	\$2,357.06	\$2,357.06
019-0-020-300	Single Family Detached	1	236,530	1	-	\$2,357.06	\$2,357.06
019-0-020-310	Single Family Detached	1	438,213	1	-	\$2,357.06	\$2,357.06
019-0-020-350	Single Family Detached	1	234,788	1	-	\$2,357.06	\$2,357.06
019-0-020-370	Single Family Detached	1	304,786	1	-	\$2,357.06	\$2,357.06
019-0-020-390	Single Family Detached	1	46,609	1	-	\$2,357.06	\$2,357.06
019-0-020-410	Single Family Detached	1	229,749	1	-	\$2,357.06	\$2,357.06
019-0-030-040	Single Family Detached	1	58,806	1	-	\$2,357.06	\$2,357.06
019-0-030-050	Single Family Detached	1	53,143	1	-	\$2,357.06	\$2,357.06
019-0-030-060	Single Family Detached	1	58,806	1	-	\$2,357.06	\$2,357.06
019-0-030-070	Single Family Detached	1	48,351	1	-	\$2,357.06	\$2,357.06
019-0-030-080	Single Family Detached	1	51,836	1	-	\$2,357.06	\$2,357.06
019-0-030-120	Single Family Detached	1	46,609	1	-	\$2,357.06	\$2,357.06
019-0-030-130	Single Family Detached	1	45,738	1	-	\$2,357.06	\$2,357.06
019-0-030-300	Single Family Detached	1	60,548	1	-	\$2,357.06	\$2,357.06
019-0-030-310	Single Family Detached	1	46,609	1	-	\$2,357.06	\$2,357.06
019-0-030-320	Single Family Detached	1	79,279	1	-	\$2,357.06	\$2,357.06
019-0-030-330	Single Family Detached	1	57,063	1	-	\$2,357.06	\$2,357.06
019-0-041-020	Single Family Detached	1	145,054	1	-	\$2,357.06	\$2,357.06
019-0-041-030	Single Family Detached	1	43,995	1	-	\$2,357.06	\$2,357.06
019-0-042-020	Single Family Detached	1	72,745	1	-	\$2,357.06	\$2,357.06
019-0-042-050	Single Family Detached	1	80,150	1	-	\$2,357.06	\$2,357.06
019-0-042-060	Single Family Detached	1	164,962	1	-	\$2,357.06	\$2,357.06
019-0-042-070	Single Family Detached	1	110,686	1	-	\$2,357.06	\$2,357.06
019-0-051-010	Single Family Detached	2	40,994	1	-	\$1,390.81	\$1,390.80
019-0-051-020	Single Family Detached	2	41,560	1	-	\$1,390.81	\$1,390.80
019-0-051-030	Single Family Detached	1	46,173	1	-	\$2,357.06	\$2,357.06
019-0-051-040	Single Family Detached	2	41,200	1	-	\$1,390.81	\$1,390.80
019-0-051-050	Single Family Detached	1	48,351	1	-	\$2,357.06	\$2,357.06
019-0-051-060	Single Family Detached	1	43,995	1	-	\$2,357.06	\$2,357.06
019-0-051-070	Single Family Detached	1	43,560	1	-	\$2,357.06	\$2,357.06
019-0-051-080	Single Family Detached	1	48,787	1	-	\$2,357.06	\$2,357.06
019-0-051-090	Single Family Detached	2	38,100	1	-	\$1,390.81	\$1,390.80
019-0-051-100	Single Family Detached	2	42,900	1	-	\$1,390.81	\$1,390.80

## Exhibit 1

### Casitas Municipal Water District Community Facilities District No. 2013-1 (Ojai) Fiscal Year 2019-2020 Special Tax Levy

Assessor's Parcel Number	Description	Tax Class	Parcel Square Footage	No. of Residential Units	Non- Residential Floor Area	Maximum Special Tax	Approved Special Tax
019-0-051-110	Single Family Detached	2	41,200	1	-	\$1,390.81	\$1,390.80
019-0-051-120	Single Family Detached	2	39,784	1	-	\$1,390.81	\$1,390.80
019-0-051-130	Single Family Detached	2	39,784	1	-	\$1,390.81	\$1,390.80
019-0-051-140	Single Family Detached	2	41,600	1	-	\$1,390.81	\$1,390.80
019-0-051-150	Single Family Detached	1	48,787	1	-	\$2,357.06	\$2,357.06
019-0-052-010	Single Family Detached	2	37,428	1	-	\$1,390.81	\$1,390.80
019-0-052-020	Single Family Detached	2	39,600	1	-	\$1,390.81	\$1,390.80
019-0-052-030	Single Family Detached	2	39,600	1	-	\$1,390.81	\$1,390.80
019-0-052-040	Single Family Detached	2	39,600	1	-	\$1,390.81	\$1,390.80
019-0-052-050	Single Family Detached	2	41,241	1	-	\$1,390.81	\$1,390.80
019-0-052-060	Single Family Detached	2	39,433	1	-	\$1,390.81	\$1,390.80
019-0-061-010	Single Family Detached	1	149,410	1	-	\$2,357.06	\$2,357.06
019-0-061-030	Single Family Detached	1	47,044	1	-	\$2,357.06	\$2,357.06
019-0-061-040	Single Family Detached	1	52,272	1	-	\$2,357.06	\$2,357.06
019-0-061-070	Single Family Detached	1	90,169	1	-	\$2,357.06	\$2,357.06
019-0-061-080	Single Family Detached	1	43,560	1	-	\$2,357.06	\$2,357.06
019-0-061-090	Single Family Detached	1	58,663	1	-	\$2,357.06	\$2,357.06
019-0-061-100	Single Family Detached	1	53,613	1	-	\$2,357.06	\$2,357.06
019-0-061-110	Single Family Detached	1	201,660	1	-	\$2,357.06	\$2,357.06
019-0-062-010	Single Family Detached	1	164,221	1	-	\$2,357.06	\$2,357.06
019-0-062-030	Single Family Detached	1	48,351	1	-	\$2,357.06	\$2,357.06
019-0-062-040	Single Family Detached	1	49,658	1	-	\$2,357.06	\$2,357.06
019-0-062-050	Single Family Detached	1	47,480	1	-	\$2,357.06	\$2,357.06
019-0-062-070	Single Family Detached	1	47,044	1	-	\$2,357.06	\$2,357.06
019-0-062-080	Single Family Detached	1	44,431	1	-	\$2,357.06	\$2,357.06
019-0-062-110	Single Family Detached	1	47,044	1	-	\$2,357.06	\$2,357.06
019-0-062-120	Single Family Detached	1	46,609	1	-	\$2,357.06	\$2,357.06
019-0-062-130	Single Family Detached	2	43,168	1	-	\$1,390.81	\$1,390.80
019-0-062-160	Single Family Detached	1	199,504	1	-	\$2,357.06	\$2,357.06
019-0-070-010	Single Family Detached	1	43,560	1	-	\$2,357.06	\$2,357.06
019-0-070-020	Single Family Detached	1	43,560	1	-	\$2,357.06	\$2,357.06
019-0-070-030	Single Family Detached	1	51,400	1	-	\$2,357.06	\$2,357.06
019-0-070-050	Single Family Detached	2	40,358	1	-	\$1,390.81	\$1,390.80
019-0-070-060	Single Family Detached	1	43,560	1	-	\$2,357.06	\$2,357.06
019-0-070-070	Single Family Detached	1	43,560	1	-	\$2,357.06	\$2,357.06
019-0-070-080	Single Family Detached	1	57,934	1	-	\$2,357.06	\$2,357.06
019-0-070-110	Single Family Detached	2	42,133	1	-	\$1,390.81	\$1,390.80
019-0-070-120	Single Family Detached	2	39,250	1	-	\$1,390.81	\$1,390.80
019-0-070-130	Single Family Detached	1	65,340	1	-	\$2,357.06	\$2,357.06
019-0-070-170	Single Family Detached	2	43,200	1	-	\$1,390.81	\$1,390.80
019-0-070-180	Single Family Detached	1	47,916	1	-	\$2,357.06	\$2,357.06
019-0-070-190	Single Family Detached	1	60,548	1	-	\$2,357.06	\$2,357.06
019-0-070-200	Single Family Detached	1	43,560	1	-	\$2,357.06	\$2,357.06
019-0-070-210	Single Family Detached	1	43,560	1	-	\$2,357.06	\$2,357.06
019-0-070-220	Single Family Detached	2	43,430	1	-	\$1,390.81	\$1,390.80
019-0-070-230	Single Family Detached	1	51,400	1	-	\$2,357.06	\$2,357.06

## Exhibit 1

### Casitas Municipal Water District Community Facilities District No. 2013-1 (Ojai) Fiscal Year 2019-2020 Special Tax Levy

Assessor's Parcel Number	Description	Tax Class	Parcel Square Footage	No. of Residential Units	Non- Residential Floor Area	Maximum Special Tax	Approved Special Tax
019-0-081-010	Single Family Detached	1	46,609	1	-	\$2,357.06	\$2,357.06
019-0-081-020	Single Family Detached	1	48,351	1	-	\$2,357.06	\$2,357.06
019-0-081-030	Single Family Detached	1	47,916	1	-	\$2,357.06	\$2,357.06
019-0-081-040	Single Family Detached	1	47,480	1	-	\$2,357.06	\$2,357.06
019-0-081-050	Single Family Detached	1	43,560	1	-	\$2,357.06	\$2,357.06
019-0-082-010	Single Family Detached	1	47,916	1	-	\$2,357.06	\$2,357.06
019-0-082-020	Single Family Detached	1	208,216	1	-	\$2,357.06	\$2,357.06
019-0-082-120	Single Family Detached	1	43,995	1	-	\$2,357.06	\$2,357.06
019-0-082-130	Single Family Detached	1	43,995	1	-	\$2,357.06	\$2,357.06
019-0-082-140	Single Family Detached	1	44,866	1	-	\$2,357.06	\$2,357.06
019-0-082-150	Single Family Detached	1	44,866	1	-	\$2,357.06	\$2,357.06
019-0-082-160	Single Family Detached	1	62,290	1	-	\$2,357.06	\$2,357.06
019-0-082-170	Single Family Detached	1	60,984	1	-	\$2,357.06	\$2,357.06
019-0-082-180	Single Family Detached	1	47,916	1	-	\$2,357.06	\$2,357.06
019-0-092-010	Commercial Property	7	-	-	1,056	\$360.31	\$360.30
019-0-092-030	Single Family Detached	1	74,923	1	-	\$2,357.06	\$2,357.06
019-0-092-040	Single Family Detached	1	51,836	1	-	\$2,357.06	\$2,357.06
019-0-092-050	Single Family Detached	2	39,800	1	-	\$1,390.81	\$1,390.80
019-0-092-060	Single Family Detached	1	45,738	1	-	\$2,357.06	\$2,357.06
019-0-092-070	Single Family Detached	2	42,000	1	-	\$1,390.81	\$1,390.80
019-0-092-120	Single Family Detached	2	38,000	1	-	\$1,390.81	\$1,390.80
019-0-092-140	Single Family Detached	2	33,200	1	-	\$1,390.81	\$1,390.80
019-0-092-150	Single Family Detached	2	35,600	1	-	\$1,390.81	\$1,390.80
019-0-092-160	Single Family Detached	2	32,000	1	-	\$1,390.81	\$1,390.80
019-0-092-170	Single Family Detached	2	37,600	1	-	\$1,390.81	\$1,390.80
019-0-092-190	Commercial Property	7	-	-	5,240	\$1,787.89	\$1,787.88
019-0-092-210	Single Family Detached	2	36,000	1	-	\$1,390.81	\$1,390.80
019-0-092-230	Single Family Detached	2	24,788	1	-	\$1,390.81	\$1,390.80
019-0-092-240	Single Family Detached	2	39,445	1	-	\$1,390.81	\$1,390.80
019-0-093-010	Single Family Detached	1	44,431	1	-	\$2,357.06	\$2,357.06
019-0-093-030	Single Family Detached	1	52,272	1	-	\$2,357.06	\$2,357.06
019-0-093-040	Single Family Detached	1	49,658	1	-	\$2,357.06	\$2,357.06
019-0-093-050	Single Family Detached	1	44,533	1	-	\$2,357.06	\$2,357.06
019-0-094-010	Single Family Detached	2	35,000	1	-	\$1,390.81	\$1,390.80
019-0-094-020	Single Family Detached	2	41,333	1	-	\$1,390.81	\$1,390.80
019-0-094-030	Single Family Detached	1	59,241	1	-	\$2,357.06	\$2,357.06
019-0-094-040	Single Family Detached	1	55,756	1	-	\$2,357.06	\$2,357.06
019-0-094-050	Single Family Detached	1	59,677	1	-	\$2,357.06	\$2,357.06
019-0-094-060	Single Family Detached	1	50,094	1	-	\$2,357.06	\$2,357.06
019-0-094-070	Single Family Detached	1	59,677	1	-	\$2,357.06	\$2,357.06
019-0-094-080	Single Family Detached	1	62,290	1	-	\$2,357.06	\$2,357.06
019-0-094-090	Single Family Detached	1	48,787	1	-	\$2,357.06	\$2,357.06
019-0-100-260	Single Family Detached	1	44,431	1	-	\$2,357.06	\$2,357.06
019-0-100-270	Single Family Detached	1	47,480	1	-	\$2,357.06	\$2,357.06
019-0-100-280	Single Family Detached	1	43,560	1	-	\$2,357.06	\$2,357.06
019-0-110-260	Commercial Property	7	-	-	11,445	\$3,905.03	\$3,905.02

## Exhibit 1

### Casitas Municipal Water District Community Facilities District No. 2013-1 (Ojai) Fiscal Year 2019-2020 Special Tax Levy

Assessor's Parcel Number	Description	Tax Class	Parcel Square Footage	No. of Residential Units	Non- Residential Floor Area	Maximum Special Tax	Approved Special Tax
019-0-110-335	Commercial Property	7	-	-	25,301	\$8,632.70	\$8,632.70
019-0-110-420	Commercial Property	7	-	-	3,538	\$1,207.17	\$1,207.16
019-0-110-470	Commercial Property	7	-	-	16,317	\$5,567.36	\$5,567.36
019-0-110-485	Commercial Property	7	-	-	17,992	\$6,138.87	\$6,138.86
019-0-180-010	Single Family Detached	2	29,732	1	-	\$1,390.81	\$1,390.80
019-0-180-020	Single Family Detached	1	55,756	1	-	\$2,357.06	\$2,357.06
019-0-180-030	Single Family Detached	3	19,166	1	-	\$834.49	\$834.48
019-0-180-040	Single Family Detached	3	16,552	1	-	\$834.49	\$834.48
019-0-180-060	Commercial Property	7	-	-	4,660	\$1,589.99	\$1,589.98
019-0-180-070	Commercial Property	7	-	-	1,056	\$360.31	\$360.30
019-0-180-080	Commercial Property	7	-	-	35,576	\$12,138.53	\$12,138.52
019-0-190-010	Multifamily Attached	6	-	1	-	\$393.03	\$393.02
019-0-190-020	Multifamily Attached	6	-	1	-	\$393.03	\$393.02
019-0-190-030	Multifamily Attached	6	-	1	-	\$393.03	\$393.02
019-0-190-040	Multifamily Attached	6	-	1	-	\$393.03	\$393.02
019-0-190-050	Multifamily Attached	6	-	1	-	\$393.03	\$393.02
019-0-190-060	Multifamily Attached	6	-	1	-	\$393.03	\$393.02
019-0-190-070	Multifamily Attached	6	-	1	-	\$393.03	\$393.02
019-0-190-080	Multifamily Attached	6	-	1	-	\$393.03	\$393.02
019-0-190-090	Multifamily Attached	6	-	1	-	\$393.03	\$393.02
019-0-190-100	Multifamily Attached	6	-	1	-	\$393.03	\$393.02
019-0-190-110	Multifamily Attached	6	-	1	-	\$393.03	\$393.02
019-0-190-120	Condominium	5	-	1	-	\$458.35	\$458.34
019-0-190-130	Multifamily Attached	6	-	1	-	\$393.03	\$393.02
019-0-190-140	Multifamily Attached	6	-	1	-	\$393.03	\$393.02
019-0-190-150	Multifamily Attached	6	-	1	-	\$393.03	\$393.02
019-0-190-160	Multifamily Attached	6	-	1	-	\$393.03	\$393.02
019-0-190-170	Multifamily Attached	6	-	1	-	\$393.03	\$393.02
019-0-190-180	Multifamily Attached	6	-	1	-	\$393.03	\$393.02
019-0-190-190	Multifamily Attached	6	-	1	-	\$393.03	\$393.02
019-0-190-200	Multifamily Attached	6	-	1	-	\$393.03	\$393.02
019-0-190-210	Multifamily Attached	6	-	1	-	\$393.03	\$393.02
019-0-200-010	Multifamily Attached	6	-	1	-	\$393.03	\$393.02
019-0-200-020	Multifamily Attached	6	-	1	-	\$393.03	\$393.02
019-0-200-030	Multifamily Attached	6	-	1	-	\$393.03	\$393.02
019-0-200-040	Multifamily Attached	6	-	1	-	\$393.03	\$393.02
019-0-200-050	Multifamily Attached	6	-	1	-	\$393.03	\$393.02
019-0-200-060	Multifamily Attached	6	-	1	-	\$393.03	\$393.02
019-0-200-070	Multifamily Attached	6	-	1	-	\$393.03	\$393.02
019-0-200-080	Multifamily Attached	6	-	1	-	\$393.03	\$393.02
019-0-200-090	Multifamily Attached	6	-	1	-	\$393.03	\$393.02
019-0-200-100	Multifamily Attached	6	-	1	-	\$393.03	\$393.02
019-0-200-110	Multifamily Attached	6	-	1	-	\$393.03	\$393.02
019-0-200-120	Multifamily Attached	6	-	1	-	\$393.03	\$393.02
019-0-200-130	Multifamily Attached	6	-	1	-	\$393.03	\$393.02
019-0-200-140	Multifamily Attached	6	-	1	-	\$393.03	\$393.02

## Exhibit 1

### Casitas Municipal Water District Community Facilities District No. 2013-1 (Ojai) Fiscal Year 2019-2020 Special Tax Levy

Assessor's Parcel Number	Description	Tax Class	Parcel Square Footage	No. of Residential Units	Non- Residential Floor Area	Maximum Special Tax	Approved Special Tax
019-0-200-150	Multifamily Attached	6	-	1	-	\$393.03	\$393.02
019-0-200-160	Multifamily Attached	6	-	1	-	\$393.03	\$393.02
019-0-200-170	Multifamily Attached	6	-	1	-	\$393.03	\$393.02
019-0-200-180	Multifamily Attached	6	-	1	-	\$393.03	\$393.02
019-0-200-190	Multifamily Attached	6	-	1	-	\$393.03	\$393.02
019-0-200-200	Multifamily Attached	6	-	1	-	\$393.03	\$393.02
019-0-200-210	Multifamily Attached	6	-	1	-	\$393.03	\$393.02
019-0-200-220	Multifamily Attached	6	-	1	-	\$393.03	\$393.02
019-0-200-230	Multifamily Attached	6	-	1	-	\$393.03	\$393.02
019-0-200-240	Multifamily Attached	6	-	1	-	\$393.03	\$393.02
019-0-200-250	Multifamily Attached	6	-	1	-	\$393.03	\$393.02
019-0-200-260	Multifamily Attached	6	-	1	-	\$393.03	\$393.02
019-0-210-010	Multifamily Attached	6	-	1	-	\$393.03	\$393.02
019-0-210-020	Multifamily Attached	6	-	1	-	\$393.03	\$393.02
019-0-210-030	Multifamily Attached	6	-	1	-	\$393.03	\$393.02
019-0-210-040	Multifamily Attached	6	-	1	-	\$393.03	\$393.02
019-0-210-050	Multifamily Attached	6	-	1	-	\$393.03	\$393.02
019-0-210-060	Multifamily Attached	6	-	1	-	\$393.03	\$393.02
019-0-210-070	Multifamily Attached	6	-	1	-	\$393.03	\$393.02
019-0-210-080	Multifamily Attached	6	-	1	-	\$393.03	\$393.02
019-0-210-090	Multifamily Attached	6	-	1	-	\$393.03	\$393.02
019-0-210-100	Multifamily Attached	6	-	1	-	\$393.03	\$393.02
019-0-210-110	Multifamily Attached	6	-	1	-	\$393.03	\$393.02
019-0-210-120	Multifamily Attached	6	-	1	-	\$393.03	\$393.02
019-0-210-130	Multifamily Attached	6	-	1	-	\$393.03	\$393.02
019-0-210-140	Multifamily Attached	6	-	1	-	\$393.03	\$393.02
019-0-210-150	Multifamily Attached	6	-	1	-	\$393.03	\$393.02
019-0-210-160	Multifamily Attached	6	-	1	-	\$393.03	\$393.02
019-0-210-170	Multifamily Attached	6	-	1	-	\$393.03	\$393.02
019-0-210-180	Multifamily Attached	6	-	1	-	\$393.03	\$393.02
019-0-210-190	Multifamily Attached	6	-	1	-	\$393.03	\$393.02
019-0-210-200	Multifamily Attached	6	-	1	-	\$393.03	\$393.02
019-0-210-210	Multifamily Attached	6	-	1	-	\$393.03	\$393.02
019-0-210-220	Multifamily Attached	6	-	1	-	\$393.03	\$393.02
020-0-010-035	Single Family Detached	1	43,995	1	-	\$2,357.06	\$2,357.06
020-0-010-100	Single Family Detached	1	121,532	1	-	\$2,357.06	\$2,357.06
020-0-010-110	Single Family Detached	1	44,431	1	-	\$2,357.06	\$2,357.06
020-0-010-140	Single Family Detached	2	42,863	1	-	\$1,390.81	\$1,390.80
020-0-010-310	Single Family Detached	2	37,430	1	-	\$1,390.81	\$1,390.80
020-0-010-320	Single Family Detached	2	36,872	1	-	\$1,390.81	\$1,390.80
020-0-010-330	Single Family Detached	2	36,930	1	-	\$1,390.81	\$1,390.80
020-0-010-340	Single Family Detached	2	40,660	1	-	\$1,390.81	\$1,390.80
020-0-010-350	Single Family Detached	1	44,862	1	-	\$2,357.06	\$2,357.06
020-0-010-360	Single Family Detached	2	43,200	1	-	\$1,390.81	\$1,390.80
020-0-010-370	Single Family Detached	2	39,700	1	-	\$1,390.81	\$1,390.80
020-0-010-380	Single Family Detached	2	40,885	1	-	\$1,390.81	\$1,390.80

## Exhibit 1

### Casitas Municipal Water District Community Facilities District No. 2013-1 (Ojai) Fiscal Year 2019-2020 Special Tax Levy

Assessor's Parcel Number	Description	Tax Class	Parcel Square Footage	No. of Residential Units	Non- Residential Floor Area	Maximum Special Tax	Approved Special Tax
020-0-010-390	Single Family Detached	2	39,039	1	-	\$1,390.81	\$1,390.80
020-0-010-400	Single Family Detached	2	37,974	1	-	\$1,390.81	\$1,390.80
020-0-010-420	Single Family Detached	1	174,937	1	-	\$2,357.06	\$2,357.06
020-0-010-430	Single Family Detached	1	197,326	1	-	\$2,357.06	\$2,357.06
020-0-010-440	Single Family Detached	1	189,050	1	-	\$2,357.06	\$2,357.06
020-0-010-450	Single Family Detached	1	188,614	1	-	\$2,357.06	\$2,357.06
020-0-010-470	Single Family Detached	1	52,269	1	-	\$2,357.06	\$2,357.06
020-0-010-480	Single Family Detached	1	116,741	1	-	\$2,357.06	\$2,357.06
020-0-021-020	Single Family Detached	3	17,314	1	-	\$834.49	\$834.48
020-0-021-030	Single Family Detached	1	54,014	1	-	\$2,357.06	\$2,357.06
020-0-021-050	Single Family Detached	1	43,560	1	-	\$2,357.06	\$2,357.06
020-0-021-060	Single Family Detached	1	43,560	1	-	\$2,357.06	\$2,357.06
020-0-021-070	Single Family Detached	1	43,560	1	-	\$2,357.06	\$2,357.06
020-0-021-080	Single Family Detached	1	43,560	1	-	\$2,357.06	\$2,357.06
020-0-021-110	Single Family Detached	1	60,548	1	-	\$2,357.06	\$2,357.06
020-0-021-120	Single Family Detached	1	43,560	1	-	\$2,357.06	\$2,357.06
020-0-021-140	Single Family Detached	2	36,853	1	-	\$1,390.81	\$1,390.80
020-0-021-150	Single Family Detached	1	85,409	1	-	\$2,357.06	\$2,357.06
020-0-021-205	Single Family Detached	1	44,350	1	-	\$2,357.06	\$2,357.06
020-0-021-210	Single Family Detached	1	74,568	1	-	\$2,357.06	\$2,357.06
020-0-022-010	Single Family Detached	1	43,560	1	-	\$2,357.06	\$2,357.06
020-0-022-020	Single Family Detached	1	43,560	1	-	\$2,357.06	\$2,357.06
020-0-022-030	Single Family Detached	1	43,560	1	-	\$2,357.06	\$2,357.06
020-0-022-050	Single Family Detached	1	43,560	1	-	\$2,357.06	\$2,357.06
020-0-030-010	Single Family Detached	1	50,965	1	-	\$2,357.06	\$2,357.06
020-0-030-030	Single Family Detached	1	72,745	1	-	\$2,357.06	\$2,357.06
020-0-030-050	Single Family Detached	1	96,465	1	-	\$2,357.06	\$2,357.06
020-0-030-060	Single Family Detached	1	43,726	1	-	\$2,357.06	\$2,357.06
020-0-030-070	Single Family Detached	1	79,364	3	-	\$7,071.18	\$7,071.18
020-0-030-080	Single Family Detached	2	23,475	3	-	\$4,172.43	\$4,172.40
020-0-040-030	Single Family Detached	1	51,400	1	-	\$2,357.06	\$2,357.06
020-0-040-040	Single Family Detached	2	25,078	1	-	\$1,390.81	\$1,390.80
020-0-040-050	Single Family Detached	2	26,630	1	-	\$1,390.81	\$1,390.80
020-0-040-080	Single Family Detached	1	60,112	1	-	\$2,357.06	\$2,357.06
020-0-040-150	Single Family Detached	3	17,550	1	-	\$834.49	\$834.48
020-0-040-160	Single Family Detached	1	104,108	1	-	\$2,357.06	\$2,357.06
020-0-052-010	Single Family Detached	1	52,707	1	-	\$2,357.06	\$2,357.06
020-0-052-020	Single Family Detached	1	51,836	1	-	\$2,357.06	\$2,357.06
020-0-052-040	Single Family Detached	2	32,000	1	-	\$1,390.81	\$1,390.80
020-0-052-050	Single Family Detached	2	34,575	1	-	\$1,390.81	\$1,390.80
020-0-052-060	Single Family Detached	1	53,578	1	-	\$2,357.06	\$2,357.06
020-0-052-070	Single Family Detached	2	35,150	1	-	\$1,390.81	\$1,390.80
020-0-052-080	Single Family Detached	1	43,585	1	-	\$2,357.06	\$2,357.06
020-0-052-090	Single Family Detached	1	45,028	1	-	\$2,357.06	\$2,357.06
020-0-053-010	Single Family Detached	1	46,609	1	-	\$2,357.06	\$2,357.06
020-0-053-020	Single Family Detached	2	37,400	1	-	\$1,390.81	\$1,390.80

## Exhibit 1

### Casitas Municipal Water District Community Facilities District No. 2013-1 (Ojai) Fiscal Year 2019-2020 Special Tax Levy

Assessor's Parcel Number	Description	Tax Class	Parcel Square Footage	No. of Residential Units	Non- Residential Floor Area	Maximum Special Tax	Approved Special Tax
020-0-053-030	Single Family Detached	1	47,480	1	-	\$2,357.06	\$2,357.06
020-0-053-060	Single Family Detached	1	48,351	1	-	\$2,357.06	\$2,357.06
020-0-061-030	Single Family Detached	1	50,965	1	-	\$2,357.06	\$2,357.06
020-0-061-040	Single Family Detached	2	42,250	1	-	\$1,390.81	\$1,390.80
020-0-061-050	Single Family Detached	2	39,100	1	-	\$1,390.81	\$1,390.80
020-0-061-140	Single Family Detached	1	50,094	1	-	\$2,357.06	\$2,357.06
020-0-061-150	Single Family Detached	2	34,700	1	-	\$1,390.81	\$1,390.80
020-0-061-160	Single Family Detached	2	42,070	1	-	\$1,390.81	\$1,390.80
020-0-061-170	Single Family Detached	1	47,480	1	-	\$2,357.06	\$2,357.06
020-0-061-180	Single Family Detached	1	46,609	1	-	\$2,357.06	\$2,357.06
020-0-062-010	Single Family Detached	1	58,806	1	-	\$2,357.06	\$2,357.06
020-0-062-020	Single Family Detached	1	71,874	1	-	\$2,357.06	\$2,357.06
020-0-062-030	Single Family Detached	1	63,162	1	-	\$2,357.06	\$2,357.06
020-0-062-040	Single Family Detached	2	35,360	1	-	\$1,390.81	\$1,390.80
020-0-062-060	Single Family Detached	1	46,173	1	-	\$2,357.06	\$2,357.06
020-0-062-070	Single Family Detached	1	76,230	1	-	\$2,357.06	\$2,357.06
020-0-071-120	Multifamily Attached	6	-	2	-	\$786.06	\$786.04
020-0-071-130	Single Family Detached	4	7,000	1	-	\$540.56	\$540.56
020-0-071-160	Single Family Detached	3	15,654	1	-	\$834.49	\$834.48
020-0-071-200	Single Family Detached	4	8,325	1	-	\$540.56	\$540.56
020-0-071-210	Single Family Detached	3	16,650	1	-	\$834.49	\$834.48
020-0-071-220	Single Family Detached	3	16,656	1	-	\$834.49	\$834.48
020-0-071-230	Single Family Detached	4	3,843	1	-	\$540.56	\$540.56
020-0-071-240	Single Family Detached	4	6,248	1	-	\$540.56	\$540.56
020-0-071-250	Single Family Detached	3	12,218	2	-	\$1,668.98	\$1,668.96
020-0-071-260	Single Family Detached	3	11,100	2	-	\$1,668.98	\$1,668.96
020-0-071-270	Single Family Detached	4	7,462	1	-	\$540.56	\$540.56
020-0-071-280	Single Family Detached	4	7,538	1	-	\$540.56	\$540.56
020-0-071-290	Single Family Detached	4	4,971	1	-	\$540.56	\$540.56
020-0-071-300	Single Family Detached	4	2,486	1	-	\$540.56	\$540.56
020-0-071-310	Single Family Detached	3	10,786	3	-	\$2,503.47	\$2,503.44
020-0-071-370	Multifamily Attached	6	-	24	-	\$9,432.72	\$9,432.48
020-0-071-390	Single Family Detached	4	8,358	1	-	\$540.56	\$540.56
020-0-071-400	Single Family Detached	3	18,373	1	-	\$834.49	\$834.48
020-0-071-450	Single Family Detached	4	7,528	1	-	\$540.56	\$540.56
020-0-071-460	Single Family Detached	4	7,650	1	-	\$540.56	\$540.56
020-0-071-470	Multifamily Attached	6	-	10	-	\$3,930.30	\$3,930.20
020-0-071-530	Single Family Detached	4	7,000	1	-	\$540.56	\$540.56
020-0-071-540	Single Family Detached	4	7,000	1	-	\$540.56	\$540.56
020-0-072-010	Single Family Detached	3	15,083	1	-	\$834.49	\$834.48
020-0-072-030	Single Family Detached	4	9,823	1	-	\$540.56	\$540.56
020-0-072-050	Single Family Detached	4	6,102	2	-	\$1,081.12	\$1,081.12
020-0-072-065	Condominium	5	-	1	-	\$458.35	\$458.34
020-0-072-075	Condominium	5	-	1	-	\$458.35	\$458.34
020-0-072-085	Condominium	5	-	1	-	\$458.35	\$458.34
020-0-072-095	Condominium	5	-	1	-	\$458.35	\$458.34

**Exhibit 1**

**Casitas Municipal Water District  
Community Facilities District No. 2013-1 (Ojai)  
Fiscal Year 2019-2020 Special Tax Levy**

<b>Assessor's Parcel Number</b>	<b>Description</b>	<b>Tax Class</b>	<b>Parcel Square Footage</b>	<b>No. of Residential Units</b>	<b>Non- Residential Floor Area</b>	<b>Maximum Special Tax</b>	<b>Approved Special Tax</b>
020-0-072-105	Condominium	5	-	1	-	\$458.35	\$458.34
020-0-072-115	Condominium	5	-	1	-	\$458.35	\$458.34
020-0-072-125	Condominium	5	-	1	-	\$458.35	\$458.34
020-0-072-135	Condominium	5	-	1	-	\$458.35	\$458.34
020-0-073-010	Single Family Detached	3	17,200	1	-	\$834.49	\$834.48
020-0-073-020	Single Family Detached	2	22,500	1	-	\$1,390.81	\$1,390.80
020-0-073-030	Single Family Detached	4	6,566	1	-	\$540.56	\$540.56
020-0-073-040	Single Family Detached	3	13,171	1	-	\$834.49	\$834.48
020-0-073-050	Single Family Detached	4	6,594	1	-	\$540.56	\$540.56
020-0-073-060	Single Family Detached	4	7,392	1	-	\$540.56	\$540.56
020-0-073-070	Single Family Detached	3	10,598	1	-	\$834.49	\$834.48
020-0-073-080	Single Family Detached	3	16,712	1	-	\$834.49	\$834.48
020-0-073-090	Single Family Detached	4	3,981	1	-	\$540.56	\$540.56
020-0-073-100	Single Family Detached	3	13,193	1	-	\$834.49	\$834.48
020-0-073-110	Single Family Detached	3	13,193	2	-	\$1,668.98	\$1,668.96
020-0-073-120	Single Family Detached	4	6,187	1	-	\$540.56	\$540.56
020-0-080-180	Single Family Detached	1	608,032	1	-	\$2,357.06	\$2,357.06
020-0-080-190	Single Family Detached	1	145,926	1	-	\$2,357.06	\$2,357.06
020-0-080-200	Single Family Detached	1	60,113	1	-	\$2,357.06	\$2,357.06
020-0-080-210	Single Family Detached	1	80,586	1	-	\$2,357.06	\$2,357.06
020-0-080-225	Single Family Detached	1	43,560	1	-	\$2,357.06	\$2,357.06
020-0-080-235	Single Family Detached	1	43,560	1	-	\$2,357.06	\$2,357.06
020-0-080-245	Single Family Detached	1	43,996	1	-	\$2,357.06	\$2,357.06
020-0-080-255	Single Family Detached	1	43,560	1	-	\$2,357.06	\$2,357.06
020-0-080-265	Single Family Detached	1	43,560	1	-	\$2,357.06	\$2,357.06
020-0-080-275	Single Family Detached	1	50,530	1	-	\$2,357.06	\$2,357.06
020-0-080-310	Single Family Detached	1	74,187	1	-	\$2,357.06	\$2,357.06
020-0-080-330	Single Family Detached	1	74,118	1	-	\$2,357.06	\$2,357.06
020-0-090-050	Single Family Detached	1	47,044	1	-	\$2,357.06	\$2,357.06
020-0-090-060	Single Family Detached	2	33,400	1	-	\$1,390.81	\$1,390.80
020-0-090-070	Single Family Detached	2	30,800	1	-	\$1,390.81	\$1,390.80
020-0-090-080	Single Family Detached	2	31,250	1	-	\$1,390.81	\$1,390.80
020-0-090-110	Single Family Detached	2	31,600	1	-	\$1,390.81	\$1,390.80
020-0-090-120	Single Family Detached	1	44,431	1	-	\$2,357.06	\$2,357.06
020-0-090-150	Single Family Detached	1	47,480	1	-	\$2,357.06	\$2,357.06
020-0-090-160	Single Family Detached	1	73,616	1	-	\$2,357.06	\$2,357.06
020-0-090-170	Single Family Detached	2	27,250	1	-	\$1,390.81	\$1,390.80
020-0-090-180	Single Family Detached	2	40,400	1	-	\$1,390.81	\$1,390.80
020-0-090-190	Single Family Detached	2	31,950	1	-	\$1,390.81	\$1,390.80
020-0-090-200	Single Family Detached	1	55,321	1	-	\$2,357.06	\$2,357.06
020-0-100-030	Single Family Detached	2	31,350	1	-	\$1,390.81	\$1,390.80
020-0-100-050	Single Family Detached	1	63,597	1	-	\$2,357.06	\$2,357.06
020-0-100-060	Single Family Detached	1	49,658	1	-	\$2,357.06	\$2,357.06
020-0-100-070	Single Family Detached	1	62,726	1	-	\$2,357.06	\$2,357.06
020-0-100-090	Single Family Detached	1	59,241	1	-	\$2,357.06	\$2,357.06
020-0-110-030	Single Family Detached	1	48,787	1	-	\$2,357.06	\$2,357.06



## Exhibit 1

### Casitas Municipal Water District Community Facilities District No. 2013-1 (Ojai) Fiscal Year 2019-2020 Special Tax Levy

Assessor's Parcel Number	Description	Tax Class	Parcel Square Footage	No. of Residential Units	Non- Residential Floor Area	Maximum Special Tax	Approved Special Tax
020-0-110-040	Single Family Detached	1	65,340	1	-	\$2,357.06	\$2,357.06
020-0-110-050	Single Family Detached	1	78,843	1	-	\$2,357.06	\$2,357.06
020-0-110-070	Single Family Detached	1	65,340	1	-	\$2,357.06	\$2,357.06
020-0-110-080	Single Family Detached	1	56,628	1	-	\$2,357.06	\$2,357.06
020-0-110-090	Single Family Detached	1	48,351	1	-	\$2,357.06	\$2,357.06
020-0-110-100	Single Family Detached	1	50,529	1	-	\$2,357.06	\$2,357.06
020-0-110-110	Single Family Detached	1	61,855	1	-	\$2,357.06	\$2,357.06
020-0-110-120	Single Family Detached	2	42,688	1	-	\$1,390.81	\$1,390.80
020-0-130-010	Single Family Detached	2	41,600	1	-	\$1,390.81	\$1,390.80
020-0-130-020	Single Family Detached	2	31,560	1	-	\$1,390.81	\$1,390.80
020-0-130-050	Single Family Detached	2	33,420	1	-	\$1,390.81	\$1,390.80
020-0-130-060	Single Family Detached	2	34,000	1	-	\$1,390.81	\$1,390.80
020-0-130-070	Single Family Detached	2	32,500	1	-	\$1,390.81	\$1,390.80
020-0-130-080	Single Family Detached	2	39,830	1	-	\$1,390.81	\$1,390.80
020-0-130-090	Single Family Detached	2	33,660	1	-	\$1,390.81	\$1,390.80
020-0-130-100	Single Family Detached	2	33,000	1	-	\$1,390.81	\$1,390.80
020-0-130-110	Single Family Detached	2	31,400	1	-	\$1,390.81	\$1,390.80
020-0-130-140	Single Family Detached	2	25,800	1	-	\$1,390.81	\$1,390.80
020-0-130-150	Single Family Detached	2	31,860	1	-	\$1,390.81	\$1,390.80
020-0-130-160	Multifamily Attached	6	-	2	-	\$786.06	\$786.04
020-0-141-010	Single Family Detached	2	39,450	1	-	\$1,390.81	\$1,390.80
020-0-141-020	Single Family Detached	2	26,900	1	-	\$1,390.81	\$1,390.80
020-0-141-030	Single Family Detached	2	27,950	1	-	\$1,390.81	\$1,390.80
020-0-141-040	Single Family Detached	2	33,900	1	-	\$1,390.81	\$1,390.80
020-0-141-050	Single Family Detached	2	34,480	1	-	\$1,390.81	\$1,390.80
020-0-141-060	Single Family Detached	2	40,650	1	-	\$1,390.81	\$1,390.80
020-0-141-070	Single Family Detached	2	23,800	1	-	\$1,390.81	\$1,390.80
020-0-141-080	Single Family Detached	2	22,550	1	-	\$1,390.81	\$1,390.80
020-0-141-090	Single Family Detached	2	23,800	1	-	\$1,390.81	\$1,390.80
020-0-141-100	Single Family Detached	2	26,385	1	-	\$1,390.81	\$1,390.80
020-0-142-010	Single Family Detached	2	36,850	1	-	\$1,390.81	\$1,390.80
020-0-142-020	Single Family Detached	3	19,097	1	-	\$834.49	\$834.48
020-0-142-040	Single Family Detached	2	35,850	1	-	\$1,390.81	\$1,390.80
020-0-142-050	Single Family Detached	2	31,400	1	-	\$1,390.81	\$1,390.80
020-0-142-060	Single Family Detached	2	29,350	1	-	\$1,390.81	\$1,390.80
020-0-142-070	Single Family Detached	2	27,400	1	-	\$1,390.81	\$1,390.80
020-0-142-080	Single Family Detached	2	25,312	1	-	\$1,390.81	\$1,390.80
020-0-142-090	Single Family Detached	3	16,639	1	-	\$834.49	\$834.48
020-0-142-100	Single Family Detached	2	25,750	1	-	\$1,390.81	\$1,390.80
020-0-142-110	Single Family Detached	2	25,947	1	-	\$1,390.81	\$1,390.80
020-0-170-020	Single Family Detached	2	40,075	1	-	\$1,390.81	\$1,390.80
020-0-170-050	Single Family Detached	2	34,848	1	-	\$1,390.81	\$1,390.80
020-0-181-010	Single Family Detached	2	37,050	1	-	\$1,390.81	\$1,390.80
020-0-181-020	Single Family Detached	3	12,300	1	-	\$834.49	\$834.48
020-0-181-030	Single Family Detached	3	10,867	1	-	\$834.49	\$834.48
020-0-181-040	Single Family Detached	3	18,550	1	-	\$834.49	\$834.48

## Exhibit 1

### Casitas Municipal Water District Community Facilities District No. 2013-1 (Ojai) Fiscal Year 2019-2020 Special Tax Levy

Assessor's Parcel Number	Description	Tax Class	Parcel Square Footage	No. of Residential Units	Non- Residential Floor Area	Maximum Special Tax	Approved Special Tax
020-0-181-050	Single Family Detached	3	16,325	1	-	\$834.49	\$834.48
020-0-181-070	Commercial Property	7	-	-	1,964	\$670.12	\$670.12
020-0-181-080	Commercial Property	7	-	-	2,366	\$807.28	\$807.28
020-0-181-090	Commercial Property	7	-	-	12,032	\$4,105.32	\$4,105.32
020-0-181-110	Commercial Property	7	-	-	7,920	\$2,702.30	\$2,702.30
020-0-181-120	Multifamily Attached	6	-	6	-	\$2,358.18	\$2,358.12
020-0-181-160	Commercial Property	7	-	-	8,968	\$3,059.88	\$3,059.88
020-0-191-010	Single Family Detached	1	50,094	1	-	\$2,357.06	\$2,357.06
020-0-191-020	Single Family Detached	1	47,044	1	-	\$2,357.06	\$2,357.06
020-0-191-030	Single Family Detached	3	21,582	1	-	\$834.49	\$834.48
020-0-191-040	Single Family Detached	2	29,540	1	-	\$1,390.81	\$1,390.80
020-0-192-010	Single Family Detached	2	27,550	1	-	\$1,390.81	\$1,390.80
020-0-192-020	Single Family Detached	3	16,533	1	-	\$834.49	\$834.48
020-0-192-030	Single Family Detached	3	17,050	1	-	\$834.49	\$834.48
020-0-192-040	Single Family Detached	3	13,575	1	-	\$834.49	\$834.48
020-0-192-060	Single Family Detached	3	12,666	1	-	\$834.49	\$834.48
020-0-192-070	Single Family Detached	3	10,338	1	-	\$834.49	\$834.48
020-0-192-080	Single Family Detached	4	7,859	1	-	\$540.56	\$540.56
020-0-192-090	Single Family Detached	2	25,821	3	-	\$4,172.43	\$4,172.40
020-0-192-120	Single Family Detached	1	62,804	1	-	\$2,357.06	\$2,357.06
020-0-192-160	Single Family Detached	2	22,693	1	-	\$1,390.81	\$1,390.80
020-0-201-010	Single Family Detached	4	7,085	1	-	\$540.56	\$540.56
020-0-201-030	Single Family Detached	4	6,679	1	-	\$540.56	\$540.56
020-0-201-040	Single Family Detached	4	5,477	1	-	\$540.56	\$540.56
020-0-201-050	Single Family Detached	4	5,626	1	-	\$540.56	\$540.56
020-0-201-060	Single Family Detached	4	5,696	1	-	\$540.56	\$540.56
020-0-201-070	Single Family Detached	3	12,829	3	-	\$2,503.47	\$2,503.44
020-0-201-090	Single Family Detached	4	6,460	1	-	\$540.56	\$540.56
020-0-201-100	Single Family Detached	4	6,860	1	-	\$540.56	\$540.56
020-0-201-120	Single Family Detached	4	7,115	1	-	\$540.56	\$540.56
020-0-201-130	Multifamily Attached	6	-	3	-	\$1,179.09	\$1,179.06
020-0-201-140	Single Family Detached	4	7,499	1	-	\$540.56	\$540.56
020-0-201-150	Single Family Detached	4	7,201	1	-	\$540.56	\$540.56
020-0-201-160	Single Family Detached	4	7,003	1	-	\$540.56	\$540.56
020-0-201-170	Single Family Detached	4	8,036	1	-	\$540.56	\$540.56
020-0-201-190	Single Family Detached	4	8,940	1	-	\$540.56	\$540.56
020-0-201-200	Single Family Detached	4	8,066	1	-	\$540.56	\$540.56
020-0-202-010	Single Family Detached	3	14,700	1	-	\$834.49	\$834.48
020-0-202-030	Single Family Detached	3	11,250	1	-	\$834.49	\$834.48
020-0-202-040	Single Family Detached	3	11,250	1	-	\$834.49	\$834.48
020-0-202-050	Single Family Detached	3	11,229	1	-	\$834.49	\$834.48
020-0-202-060	Single Family Detached	3	11,250	1	-	\$834.49	\$834.48
020-0-202-070	Single Family Detached	3	11,241	1	-	\$834.49	\$834.48
020-0-202-080	Single Family Detached	3	11,231	1	-	\$834.49	\$834.48
020-0-202-090	Single Family Detached	3	11,249	1	-	\$834.49	\$834.48
020-0-202-100	Single Family Detached	3	11,225	1	-	\$834.49	\$834.48

## Exhibit 1

### Casitas Municipal Water District Community Facilities District No. 2013-1 (Ojai) Fiscal Year 2019-2020 Special Tax Levy

Assessor's Parcel Number	Description	Tax Class	Parcel Square Footage	No. of Residential Units	Non- Residential Floor Area	Maximum Special Tax	Approved Special Tax
020-0-202-110	Single Family Detached	3	11,242	1	-	\$834.49	\$834.48
020-0-202-120	Single Family Detached	3	11,239	1	-	\$834.49	\$834.48
020-0-202-130	Single Family Detached	3	11,236	1	-	\$834.49	\$834.48
020-0-202-140	Single Family Detached	3	14,000	1	-	\$834.49	\$834.48
020-0-202-150	Single Family Detached	3	11,250	1	-	\$834.49	\$834.48
020-0-202-160	Single Family Detached	3	11,250	1	-	\$834.49	\$834.48
020-0-203-010	Single Family Detached	3	19,200	1	-	\$834.49	\$834.48
020-0-203-020	Single Family Detached	3	11,222	1	-	\$834.49	\$834.48
020-0-203-030	Single Family Detached	3	11,224	1	-	\$834.49	\$834.48
020-0-203-040	Single Family Detached	3	11,226	1	-	\$834.49	\$834.48
020-0-203-050	Single Family Detached	3	11,225	1	-	\$834.49	\$834.48
020-0-203-060	Multifamily Attached	6	-	4	-	\$1,572.12	\$1,572.08
020-0-203-070	Single Family Detached	4	7,500	1	-	\$540.56	\$540.56
020-0-203-080	Single Family Detached	3	11,250	1	-	\$834.49	\$834.48
020-0-203-090	Single Family Detached	3	11,250	1	-	\$834.49	\$834.48
020-0-203-100	Single Family Detached	3	14,100	1	-	\$834.49	\$834.48
020-0-211-010	Single Family Detached	1	43,560	1	-	\$2,357.06	\$2,357.06
020-0-211-025	Single Family Detached	2	43,200	1	-	\$1,390.81	\$1,390.80
020-0-212-010	Single Family Detached	1	43,560	1	-	\$2,357.06	\$2,357.06
020-0-212-020	Single Family Detached	1	43,560	1	-	\$2,357.06	\$2,357.06
020-0-212-030	Single Family Detached	1	43,560	1	-	\$2,357.06	\$2,357.06
020-0-213-010	Single Family Detached	1	43,560	1	-	\$2,357.06	\$2,357.06
020-0-213-020	Single Family Detached	1	43,560	1	-	\$2,357.06	\$2,357.06
020-0-213-030	Single Family Detached	2	43,200	1	-	\$1,390.81	\$1,390.80
020-0-213-040	Single Family Detached	2	43,300	1	-	\$1,390.81	\$1,390.80
020-0-213-050	Single Family Detached	2	43,200	1	-	\$1,390.81	\$1,390.80
020-0-213-060	Single Family Detached	1	43,995	1	-	\$2,357.06	\$2,357.06
020-0-213-070	Single Family Detached	1	43,560	1	-	\$2,357.06	\$2,357.06
020-0-213-080	Single Family Detached	1	43,560	1	-	\$2,357.06	\$2,357.06
020-0-213-090	Single Family Detached	2	43,300	1	-	\$1,390.81	\$1,390.80
020-0-213-100	Single Family Detached	2	43,200	1	-	\$1,390.81	\$1,390.80
020-0-214-010	Single Family Detached	1	43,560	1	-	\$2,357.06	\$2,357.06
020-0-214-020	Single Family Detached	1	43,560	1	-	\$2,357.06	\$2,357.06
020-0-214-030	Single Family Detached	1	43,560	1	-	\$2,357.06	\$2,357.06
020-0-221-010	Single Family Detached	2	41,300	1	-	\$1,390.81	\$1,390.80
020-0-221-030	Single Family Detached	1	43,560	1	-	\$2,357.06	\$2,357.06
020-0-221-040	Single Family Detached	1	43,560	1	-	\$2,357.06	\$2,357.06
020-0-221-050	Single Family Detached	1	43,560	1	-	\$2,357.06	\$2,357.06
020-0-221-060	Single Family Detached	1	43,560	1	-	\$2,357.06	\$2,357.06
020-0-221-070	Single Family Detached	1	47,916	1	-	\$2,357.06	\$2,357.06
020-0-221-080	Single Family Detached	1	49,460	1	-	\$2,357.06	\$2,357.06
020-0-222-020	Single Family Detached	2	39,100	1	-	\$1,390.81	\$1,390.80
020-0-230-015	Condominium	5	-	1	-	\$458.35	\$458.34
020-0-230-025	Condominium	5	-	1	-	\$458.35	\$458.34
020-0-230-035	Condominium	5	-	1	-	\$458.35	\$458.34
020-0-230-045	Condominium	5	-	1	-	\$458.35	\$458.34

**Exhibit 1**

**Casitas Municipal Water District  
Community Facilities District No. 2013-1 (Ojai)  
Fiscal Year 2019-2020 Special Tax Levy**

<b>Assessor's Parcel Number</b>	<b>Description</b>	<b>Tax Class</b>	<b>Parcel Square Footage</b>	<b>No. of Residential Units</b>	<b>Non- Residential Floor Area</b>	<b>Maximum Special Tax</b>	<b>Approved Special Tax</b>
020-0-230-055	Condominium	5	-	1	-	\$458.35	\$458.34
020-0-230-065	Condominium	5	-	1	-	\$458.35	\$458.34
020-0-230-075	Condominium	5	-	1	-	\$458.35	\$458.34
020-0-230-085	Condominium	5	-	1	-	\$458.35	\$458.34
020-0-230-095	Condominium	5	-	1	-	\$458.35	\$458.34
020-0-240-015	Condominium	5	-	1	-	\$458.35	\$458.34
020-0-240-025	Condominium	5	-	1	-	\$458.35	\$458.34
020-0-240-035	Condominium	5	-	1	-	\$458.35	\$458.34
020-0-240-045	Condominium	5	-	1	-	\$458.35	\$458.34
020-0-240-055	Condominium	5	-	1	-	\$458.35	\$458.34
020-0-240-065	Condominium	5	-	1	-	\$458.35	\$458.34
020-0-250-015	Condominium	5	-	1	-	\$458.35	\$458.34
020-0-250-025	Condominium	5	-	1	-	\$458.35	\$458.34
020-0-250-035	Condominium	5	-	1	-	\$458.35	\$458.34
020-0-250-045	Condominium	5	-	1	-	\$458.35	\$458.34
020-0-250-055	Condominium	5	-	1	-	\$458.35	\$458.34
020-0-250-065	Condominium	5	-	1	-	\$458.35	\$458.34
020-0-250-075	Condominium	5	-	1	-	\$458.35	\$458.34
020-0-250-085	Condominium	5	-	1	-	\$458.35	\$458.34
021-0-011-050	Single Family Detached	1	90,532	1	-	\$2,357.06	\$2,357.06
021-0-011-060	Single Family Detached	1	57,499	1	-	\$2,357.06	\$2,357.06
021-0-011-070	Single Family Detached	1	96,935	1	-	\$2,357.06	\$2,357.06
021-0-011-100	Single Family Detached	3	20,134	1	-	\$834.49	\$834.48
021-0-011-110	Single Family Detached	3	19,995	1	-	\$834.49	\$834.48
021-0-011-120	Single Family Detached	2	35,980	1	-	\$1,390.81	\$1,390.80
021-0-011-130	Single Family Detached	2	30,726	1	-	\$1,390.81	\$1,390.80
021-0-011-140	Single Family Detached	1	43,560	1	-	\$2,357.06	\$2,357.06
021-0-011-150	Single Family Detached	1	43,560	1	-	\$2,357.06	\$2,357.06
021-0-011-160	Single Family Detached	1	99,752	1	-	\$2,357.06	\$2,357.06
021-0-011-170	Single Family Detached	1	51,401	1	-	\$2,357.06	\$2,357.06
021-0-011-180	Single Family Detached	1	66,211	1	-	\$2,357.06	\$2,357.06
021-0-011-190	Single Family Detached	1	78,071	1	-	\$2,357.06	\$2,357.06
021-0-011-215	Single Family Detached	1	358,687	1	-	\$2,357.06	\$2,357.06
021-0-011-225	Single Family Detached	1	87,377	1	-	\$2,357.06	\$2,357.06
021-0-011-235	Single Family Detached	1	88,131	1	-	\$2,357.06	\$2,357.06
021-0-011-240	Single Family Detached	1	68,290	1	-	\$2,357.06	\$2,357.06
021-0-031-030	Single Family Detached	4	6,000	1	-	\$540.56	\$540.56
021-0-031-040	Single Family Detached	4	6,824	1	-	\$540.56	\$540.56
021-0-031-050	Single Family Detached	4	6,544	1	-	\$540.56	\$540.56
021-0-031-070	Single Family Detached	4	4,771	1	-	\$540.56	\$540.56
021-0-031-080	Single Family Detached	4	7,772	1	-	\$540.56	\$540.56
021-0-031-090	Single Family Detached	3	14,044	2	-	\$1,668.98	\$1,668.96
021-0-031-100	Single Family Detached	3	12,694	2	-	\$1,668.98	\$1,668.96
021-0-031-110	Single Family Detached	3	11,801	1	-	\$834.49	\$834.48
021-0-031-120	Single Family Detached	3	12,101	1	-	\$834.49	\$834.48
021-0-031-130	Single Family Detached	3	11,350	1	-	\$834.49	\$834.48

## Exhibit 1

### Casitas Municipal Water District Community Facilities District No. 2013-1 (Ojai) Fiscal Year 2019-2020 Special Tax Levy

Assessor's Parcel Number	Description	Tax Class	Parcel Square Footage	No. of Residential Units	Non- Residential Floor Area	Maximum Special Tax	Approved Special Tax
021-0-031-150	Single Family Detached	3	12,290	1	-	\$834.49	\$834.48
021-0-031-160	Commercial Property	7	-	-	14,352	\$4,896.90	\$4,896.90
021-0-031-180	Single Family Detached	3	17,581	1	-	\$834.49	\$834.48
021-0-031-190	Multifamily Attached	6	-	3	-	\$1,179.09	\$1,179.06
021-0-031-200	Single Family Detached	3	13,697	1	-	\$834.49	\$834.48
021-0-032-010	Single Family Detached	3	10,516	1	-	\$834.49	\$834.48
021-0-032-020	Multifamily Attached	6	-	2	-	\$786.06	\$786.04
021-0-032-030	Single Family Detached	4	5,110	2	-	\$1,081.12	\$1,081.12
021-0-032-040	Single Family Detached	4	5,110	1	-	\$540.56	\$540.56
021-0-032-050	Single Family Detached	3	15,000	1	-	\$834.49	\$834.48
021-0-032-080	Single Family Detached	4	5,600	1	-	\$540.56	\$540.56
021-0-032-090	Single Family Detached	4	8,429	1	-	\$540.56	\$540.56
021-0-032-100	Single Family Detached	3	10,490	1	-	\$834.49	\$834.48
021-0-033-010	Single Family Detached	4	7,500	1	-	\$540.56	\$540.56
021-0-033-020	Single Family Detached	4	7,500	1	-	\$540.56	\$540.56
021-0-033-030	Single Family Detached	4	7,500	1	-	\$540.56	\$540.56
021-0-033-050	Multifamily Attached	6	-	21	-	\$8,253.63	\$8,253.42
021-0-034-080	Multifamily Attached	6	-	2	-	\$786.06	\$786.04
021-0-034-090	Single Family Detached	4	7,500	1	-	\$540.56	\$540.56
021-0-034-100	Single Family Detached	3	10,000	2	-	\$1,668.98	\$1,668.96
021-0-034-110	Single Family Detached	4	5,000	1	-	\$540.56	\$540.56
021-0-034-170	Commercial Property	7	-	-	6,900	\$2,354.28	\$2,354.28
021-0-034-190	Multifamily Attached	6	-	4	-	\$1,572.12	\$1,572.08
021-0-034-210	Single Family Detached	4	7,500	1	-	\$540.56	\$540.56
021-0-034-220	Multifamily Attached	6	-	4	-	\$1,572.12	\$1,572.08
021-0-034-230	Multifamily Attached	6	-	4	-	\$1,572.12	\$1,572.08
021-0-041-020	Single Family Detached	3	20,150	3	-	\$2,503.47	\$2,503.44
021-0-041-030	Single Family Detached	4	9,750	2	-	\$1,081.12	\$1,081.12
021-0-041-040	Single Family Detached	4	9,750	2	-	\$1,081.12	\$1,081.12
021-0-042-010	Single Family Detached	3	15,000	1	-	\$834.49	\$834.48
021-0-042-030	Single Family Detached	4	7,500	1	-	\$540.56	\$540.56
021-0-042-050	Single Family Detached	4	4,500	1	-	\$540.56	\$540.56
021-0-042-060	Single Family Detached	3	18,750	1	-	\$834.49	\$834.48
021-0-042-070	Single Family Detached	4	7,500	1	-	\$540.56	\$540.56
021-0-042-080	Single Family Detached	4	3,750	1	-	\$540.56	\$540.56
021-0-042-100	Single Family Detached	4	6,750	1	-	\$540.56	\$540.56
021-0-042-110	Single Family Detached	3	11,250	2	-	\$1,668.98	\$1,668.96
021-0-042-120	Single Family Detached	4	7,500	1	-	\$540.56	\$540.56
021-0-042-130	Single Family Detached	4	7,452	2	-	\$1,081.12	\$1,081.12
021-0-043-040	Multifamily Attached	6	-	4	-	\$1,572.12	\$1,572.08
021-0-043-050	Single Family Detached	4	7,085	1	-	\$540.56	\$540.56
021-0-043-120	Single Family Detached	3	15,013	1	-	\$834.49	\$834.48
021-0-043-140	Single Family Detached	4	6,500	1	-	\$540.56	\$540.56
021-0-043-150	Single Family Detached	4	8,100	2	-	\$1,081.12	\$1,081.12
021-0-043-160	Single Family Detached	4	6,711	1	-	\$540.56	\$540.56
021-0-043-180	Single Family Detached	4	6,512	1	-	\$540.56	\$540.56

## Exhibit 1

### Casitas Municipal Water District Community Facilities District No. 2013-1 (Ojai) Fiscal Year 2019-2020 Special Tax Levy

Assessor's Parcel Number	Description	Tax Class	Parcel Square Footage	No. of Residential Units	Non- Residential Floor Area	Maximum Special Tax	Approved Special Tax
021-0-044-020	Single Family Detached	4	7,500	1	-	\$540.56	\$540.56
021-0-044-060	Single Family Detached	4	8,950	1	-	\$540.56	\$540.56
021-0-044-070	Single Family Detached	4	9,380	1	-	\$540.56	\$540.56
021-0-044-080	Single Family Detached	4	7,500	1	-	\$540.56	\$540.56
021-0-044-090	Multifamily Attached	6	-	3	-	\$1,179.09	\$1,179.06
021-0-044-100	Single Family Detached	3	11,250	1	-	\$834.49	\$834.48
021-0-044-110	Multifamily Attached	6	-	9	-	\$3,537.27	\$3,537.18
021-0-044-130	Multifamily Attached	6	-	2	-	\$786.06	\$786.04
021-0-044-180	Multifamily Attached	6	-	14	-	\$5,502.42	\$5,502.28
021-0-044-190	Multifamily Attached	6	-	10	-	\$3,930.30	\$3,930.20
021-0-044-215	Condominium	5	-	1	-	\$458.35	\$458.34
021-0-044-225	Condominium	5	-	1	-	\$458.35	\$458.34
021-0-044-235	Condominium	5	-	1	-	\$458.35	\$458.34
021-0-051-050	Single Family Detached	4	9,900	1	-	\$540.56	\$540.56
021-0-051-080	Single Family Detached	4	7,671	1	-	\$540.56	\$540.56
021-0-051-090	Multifamily Attached	6	-	2	-	\$786.06	\$786.04
021-0-051-100	Single Family Detached	4	7,500	1	-	\$540.56	\$540.56
021-0-051-170	Single Family Detached	3	10,060	1	-	\$834.49	\$834.48
021-0-051-190	Single Family Detached	2	22,433	2	-	\$2,781.62	\$2,781.60
021-0-051-200	Single Family Detached	2	22,433	2	-	\$2,781.62	\$2,781.60
021-0-051-235	Single Family Detached	3	11,761	1	-	\$834.49	\$834.48
021-0-051-240	Single Family Detached	3	13,939	2	-	\$1,668.98	\$1,668.96
021-0-051-250	Multifamily Attached	6	-	4	-	\$1,572.12	\$1,572.08
021-0-051-280	Commercial Property	7	-	-	20,828	\$7,106.51	\$7,106.50
021-0-051-290	Single Family Detached	4	9,029	1	-	\$540.56	\$540.56
021-0-052-010	Multifamily Attached	6	-	3	-	\$1,179.09	\$1,179.06
021-0-052-020	Single Family Detached	3	11,564	1	-	\$834.49	\$834.48
021-0-052-030	Multifamily Attached	6	-	2	-	\$786.06	\$786.04
021-0-052-040	Single Family Detached	3	14,826	1	-	\$834.49	\$834.48
021-0-052-050	Multifamily Attached	6	-	4	-	\$1,572.12	\$1,572.08
021-0-052-060	Multifamily Attached	6	-	21	-	\$8,253.63	\$8,253.42
021-0-061-010	Commercial Property	7	-	-	4,904	\$1,673.24	\$1,673.24
021-0-061-020	Single Family Detached	3	10,140	1	-	\$834.49	\$834.48
021-0-061-030	Single Family Detached	4	8,280	2	-	\$1,081.12	\$1,081.12
021-0-061-040	Single Family Detached	3	18,013	1	-	\$834.49	\$834.48
021-0-061-050	Single Family Detached	4	9,936	1	-	\$540.56	\$540.56
021-0-062-010	Single Family Detached	3	12,882	1	-	\$834.49	\$834.48
021-0-062-020	Single Family Detached	4	6,818	1	-	\$540.56	\$540.56
021-0-062-040	Single Family Detached	4	7,500	1	-	\$540.56	\$540.56
021-0-062-050	Single Family Detached	4	7,500	1	-	\$540.56	\$540.56
021-0-062-060	Single Family Detached	4	7,500	1	-	\$540.56	\$540.56
021-0-062-070	Commercial Property	7	-	-	4,858	\$1,657.55	\$1,657.54
021-0-063-010	Single Family Detached	4	6,156	1	-	\$540.56	\$540.56
021-0-063-020	Single Family Detached	3	13,796	1	-	\$834.49	\$834.48
021-0-063-030	Single Family Detached	3	11,250	1	-	\$834.49	\$834.48
021-0-063-040	Single Family Detached	4	7,500	1	-	\$540.56	\$540.56

**Exhibit 1**

**Casitas Municipal Water District  
Community Facilities District No. 2013-1 (Ojai)  
Fiscal Year 2019-2020 Special Tax Levy**

<b>Assessor's Parcel Number</b>	<b>Description</b>	<b>Tax Class</b>	<b>Parcel Square Footage</b>	<b>No. of Residential Units</b>	<b>Non- Residential Floor Area</b>	<b>Maximum Special Tax</b>	<b>Approved Special Tax</b>
021-0-063-050	Single Family Detached	4	8,250	1	-	\$540.56	\$540.56
021-0-063-080	Single Family Detached	4	5,328	1	-	\$540.56	\$540.56
021-0-063-090	Single Family Detached	4	8,400	1	-	\$540.56	\$540.56
021-0-063-100	Single Family Detached	4	8,400	1	-	\$540.56	\$540.56
021-0-063-110	Multifamily Attached	6	-	6	-	\$2,358.18	\$2,358.12
021-0-063-120	Single Family Detached	3	10,480	1	-	\$834.49	\$834.48
021-0-064-010	Single Family Detached	4	6,145	1	-	\$540.56	\$540.56
021-0-064-020	Single Family Detached	4	6,397	1	-	\$540.56	\$540.56
021-0-064-030	Single Family Detached	4	6,661	1	-	\$540.56	\$540.56
021-0-064-060	Multifamily Attached	6	-	7	-	\$2,751.21	\$2,751.14
021-0-064-070	Multifamily Attached	6	-	9	-	\$3,537.27	\$3,537.18
021-0-064-080	Single Family Detached	2	23,524	1	-	\$1,390.81	\$1,390.80
021-0-071-010	Single Family Detached	4	5,600	2	-	\$1,081.12	\$1,081.12
021-0-071-020	Multifamily Attached	6	-	2	-	\$786.06	\$786.04
021-0-071-030	Multifamily Attached	6	-	4	-	\$1,572.12	\$1,572.08
021-0-071-040	Single Family Detached	4	9,450	1	-	\$540.56	\$540.56
021-0-071-060	Single Family Detached	4	6,550	1	-	\$540.56	\$540.56
021-0-071-070	Single Family Detached	4	6,550	1	-	\$540.56	\$540.56
021-0-071-090	Single Family Detached	3	13,350	1	-	\$834.49	\$834.48
021-0-071-100	Single Family Detached	4	6,502	1	-	\$540.56	\$540.56
021-0-071-110	Single Family Detached	3	10,604	1	-	\$834.49	\$834.48
021-0-071-120	Single Family Detached	4	9,046	2	-	\$1,081.12	\$1,081.12
021-0-072-010	Single Family Detached	4	6,000	1	-	\$540.56	\$540.56
021-0-072-020	Single Family Detached	4	6,000	1	-	\$540.56	\$540.56
021-0-072-030	Single Family Detached	4	7,500	1	-	\$540.56	\$540.56
021-0-072-040	Single Family Detached	3	11,250	1	-	\$834.49	\$834.48
021-0-072-060	Multifamily Attached	6	-	16	-	\$6,288.48	\$6,288.32
021-0-072-070	Single Family Detached	3	15,000	1	-	\$834.49	\$834.48
021-0-072-080	Commercial Property	7	-	-	2,621	\$894.29	\$894.28
021-0-072-090	Single Family Detached	4	8,500	1	-	\$540.56	\$540.56
021-0-072-100	Single Family Detached	4	5,625	1	-	\$540.56	\$540.56
021-0-072-110	Single Family Detached	4	5,625	1	-	\$540.56	\$540.56
021-0-073-020	Single Family Detached	4	7,500	1	-	\$540.56	\$540.56
021-0-073-030	Single Family Detached	4	7,500	1	-	\$540.56	\$540.56
021-0-073-060	Single Family Detached	4	7,500	2	-	\$1,081.12	\$1,081.12
021-0-073-070	Single Family Detached	4	7,500	1	-	\$540.56	\$540.56
021-0-073-100	Single Family Detached	4	7,000	1	-	\$540.56	\$540.56
021-0-073-110	Single Family Detached	4	7,000	1	-	\$540.56	\$540.56
021-0-073-120	Single Family Detached	4	7,000	1	-	\$540.56	\$540.56
021-0-073-130	Single Family Detached	4	5,000	1	-	\$540.56	\$540.56
021-0-073-140	Single Family Detached	4	5,000	1	-	\$540.56	\$540.56
021-0-073-150	Single Family Detached	4	6,100	1	-	\$540.56	\$540.56
021-0-073-160	Commercial Property	7	-	-	1,362	\$464.71	\$464.70
021-0-073-170	Single Family Detached	4	5,643	1	-	\$540.56	\$540.56
021-0-073-180	Multifamily Attached	6	-	5	-	\$1,965.15	\$1,965.10
021-0-073-200	Single Family Detached	4	8,400	1	-	\$540.56	\$540.56

## Exhibit 1

### Casitas Municipal Water District Community Facilities District No. 2013-1 (Ojai) Fiscal Year 2019-2020 Special Tax Levy

Assessor's Parcel Number	Description	Tax Class	Parcel Square Footage	No. of Residential Units	Non- Residential Floor Area	Maximum Special Tax	Approved Special Tax
021-0-073-210	Single Family Detached	4	6,185	1	-	\$540.56	\$540.56
021-0-073-220	Single Family Detached	4	9,489	1	-	\$540.56	\$540.56
021-0-073-230	Single Family Detached	4	7,500	1	-	\$540.56	\$540.56
021-0-073-240	Single Family Detached	3	10,329	1	-	\$834.49	\$834.48
021-0-073-250	Multifamily Attached	6	-	5	-	\$1,965.15	\$1,965.10
021-0-074-020	Multifamily Attached	6	-	2	-	\$786.06	\$786.04
021-0-074-030	Multifamily Attached	6	-	6	-	\$2,358.18	\$2,358.12
021-0-074-040	Single Family Detached	3	17,500	1	-	\$834.49	\$834.48
021-0-074-050	Single Family Detached	4	7,500	2	-	\$1,081.12	\$1,081.12
021-0-074-060	Single Family Detached	4	7,500	1	-	\$540.56	\$540.56
021-0-074-070	Single Family Detached	4	7,500	1	-	\$540.56	\$540.56
021-0-074-100	Single Family Detached	4	7,500	1	-	\$540.56	\$540.56
021-0-074-110	Single Family Detached	4	7,500	1	-	\$540.56	\$540.56
021-0-074-120	Single Family Detached	4	7,500	1	-	\$540.56	\$540.56
021-0-074-130	Single Family Detached	4	6,250	1	-	\$540.56	\$540.56
021-0-074-140	Multifamily Attached	6	-	10	-	\$3,930.30	\$3,930.20
021-0-074-150	Single Family Detached	4	6,250	1	-	\$540.56	\$540.56
021-0-074-160	Multifamily Attached	6	-	4	-	\$1,572.12	\$1,572.08
021-0-074-170	Single Family Detached	4	6,500	1	-	\$540.56	\$540.56
021-0-074-180	Single Family Detached	4	9,525	1	-	\$540.56	\$540.56
021-0-074-190	Commercial Property	7	-	-	1,705	\$581.75	\$581.74
021-0-081-040	Single Family Detached	3	10,400	1	-	\$834.49	\$834.48
021-0-081-050	Commercial Property	7	-	-	1,072	\$365.77	\$365.76
021-0-081-070	Commercial Property	7	-	-	7,129	\$2,432.41	\$2,432.40
021-0-081-080	Single Family Detached	4	5,921	1	-	\$540.56	\$540.56
021-0-081-120	Single Family Detached	4	8,250	1	-	\$540.56	\$540.56
021-0-081-130	Single Family Detached	4	7,500	1	-	\$540.56	\$540.56
021-0-081-140	Single Family Detached	4	9,000	1	-	\$540.56	\$540.56
021-0-081-150	Single Family Detached	4	6,000	1	-	\$540.56	\$540.56
021-0-081-170	Single Family Detached	4	7,500	1	-	\$540.56	\$540.56
021-0-081-180	Single Family Detached	4	7,500	1	-	\$540.56	\$540.56
021-0-081-220	Single Family Detached	3	10,273	1	-	\$834.49	\$834.48
021-0-081-230	Commercial Property	7	-	-	2,112	\$720.61	\$720.60
021-0-081-240	Single Family Detached	4	8,325	1	-	\$540.56	\$540.56
021-0-081-250	Multifamily Attached	6	-	3	-	\$1,179.09	\$1,179.06
021-0-081-335	Condominium	5	-	1	-	\$458.35	\$458.34
021-0-081-345	Condominium	5	-	1	-	\$458.35	\$458.34
021-0-081-355	Condominium	5	-	1	-	\$458.35	\$458.34
021-0-081-365	Condominium	5	-	1	-	\$458.35	\$458.34
021-0-081-375	Condominium	5	-	1	-	\$458.35	\$458.34
021-0-081-385	Condominium	5	-	1	-	\$458.35	\$458.34
021-0-081-395	Condominium	5	-	1	-	\$458.35	\$458.34
021-0-081-405	Condominium	5	-	1	-	\$458.35	\$458.34
021-0-081-430	Commercial Property	7	-	-	1,863	\$635.66	\$635.66
021-0-082-010	Multifamily Attached	6	-	2	-	\$786.06	\$786.04
021-0-082-020	Single Family Detached	4	4,291	1	-	\$540.56	\$540.56



## Exhibit 1

### Casitas Municipal Water District Community Facilities District No. 2013-1 (Ojai) Fiscal Year 2019-2020 Special Tax Levy

Assessor's Parcel Number	Description	Tax Class	Parcel Square Footage	No. of Residential Units	Non- Residential Floor Area	Maximum Special Tax	Approved Special Tax
021-0-082-030	Commercial Property	7	-	-	770	\$262.72	\$262.72
021-0-082-060	Multifamily Attached	6	-	4	-	\$1,572.12	\$1,572.08
021-0-082-070	Single Family Detached	4	8,353	1	-	\$540.56	\$540.56
021-0-082-080	Single Family Detached	4	8,353	1	-	\$540.56	\$540.56
021-0-082-090	Single Family Detached	3	10,180	2	-	\$1,668.98	\$1,668.96
021-0-082-100	Single Family Detached	3	10,200	1	-	\$834.49	\$834.48
021-0-082-110	Single Family Detached	4	9,760	2	-	\$1,081.12	\$1,081.12
021-0-082-120	Single Family Detached	4	9,554	1	-	\$540.56	\$540.56
021-0-082-130	Single Family Detached	4	8,509	1	-	\$540.56	\$540.56
021-0-082-140	Commercial Property	7	-	-	1,685	\$574.92	\$574.92
021-0-082-150	Multifamily Attached	6	-	2	-	\$786.06	\$786.04
021-0-082-160	Multifamily Attached	6	-	16	-	\$6,288.48	\$6,288.32
021-0-091-010	Multifamily Attached	6	-	4	-	\$1,572.12	\$1,572.08
021-0-091-020	Single Family Detached	4	4,880	1	-	\$540.56	\$540.56
021-0-091-030	Single Family Detached	4	4,796	1	-	\$540.56	\$540.56
021-0-091-040	Single Family Detached	4	4,796	1	-	\$540.56	\$540.56
021-0-091-050	Single Family Detached	4	4,769	1	-	\$540.56	\$540.56
021-0-091-060	Single Family Detached	4	4,889	1	-	\$540.56	\$540.56
021-0-092-020	Single Family Detached	4	4,989	1	-	\$540.56	\$540.56
021-0-092-030	Single Family Detached	4	5,078	1	-	\$540.56	\$540.56
021-0-092-040	Single Family Detached	4	5,078	1	-	\$540.56	\$540.56
021-0-092-050	Single Family Detached	4	5,078	1	-	\$540.56	\$540.56
021-0-092-060	Single Family Detached	4	5,121	1	-	\$540.56	\$540.56
021-0-092-070	Multifamily Attached	6	-	2	-	\$786.06	\$786.04
021-0-092-080	Single Family Detached	3	14,280	1	-	\$834.49	\$834.48
021-0-092-090	Single Family Detached	4	6,000	1	-	\$540.56	\$540.56
021-0-092-100	Single Family Detached	3	12,000	3	-	\$2,503.47	\$2,503.44
021-0-092-110	Commercial Property	7	-	-	3,852	\$1,314.30	\$1,314.30
021-0-092-120	Single Family Detached	3	11,250	1	-	\$834.49	\$834.48
021-0-101-010	Single Family Detached	3	13,500	1	-	\$834.49	\$834.48
021-0-101-020	Single Family Detached	4	9,000	3	-	\$1,621.68	\$1,621.68
021-0-101-050	Single Family Detached	4	7,500	2	-	\$1,081.12	\$1,081.12
021-0-101-080	Single Family Detached	4	7,500	1	-	\$540.56	\$540.56
021-0-101-090	Multifamily Attached	6	-	2	-	\$786.06	\$786.04
021-0-101-100	Single Family Detached	4	7,500	1	-	\$540.56	\$540.56
021-0-101-110	Single Family Detached	4	7,500	1	-	\$540.56	\$540.56
021-0-101-120	Multifamily Attached	6	-	2	-	\$786.06	\$786.04
021-0-101-130	Single Family Detached	3	15,000	3	-	\$2,503.47	\$2,503.44
021-0-102-010	Multifamily Attached	6	-	7	-	\$2,751.21	\$2,751.14
021-0-102-040	Single Family Detached	3	10,000	1	-	\$834.49	\$834.48
021-0-102-060	Single Family Detached	3	13,500	1	-	\$834.49	\$834.48
021-0-102-070	Commercial Property	7	-	-	2,650	\$904.18	\$904.18
021-0-102-090	Single Family Detached	4	7,500	1	-	\$540.56	\$540.56
021-0-102-100	Single Family Detached	4	7,500	1	-	\$540.56	\$540.56
021-0-102-110	Commercial Property	7	-	-	4,710	\$1,607.05	\$1,607.04
021-0-103-020	Commercial Property	7	-	-	3,915	\$1,335.80	\$1,335.80

**Exhibit 1**

**Casitas Municipal Water District  
Community Facilities District No. 2013-1 (Ojai)  
Fiscal Year 2019-2020 Special Tax Levy**

<b>Assessor's Parcel Number</b>	<b>Description</b>	<b>Tax Class</b>	<b>Parcel Square Footage</b>	<b>No. of Residential Units</b>	<b>Non- Residential Floor Area</b>	<b>Maximum Special Tax</b>	<b>Approved Special Tax</b>
021-0-103-030	Single Family Detached	4	7,500	1	-	\$540.56	\$540.56
021-0-103-040	Commercial Property	7	-	-	1,760	\$600.51	\$600.50
021-0-104-010	Single Family Detached	4	5,000	1	-	\$540.56	\$540.56
021-0-104-020	Commercial Property	7	-	-	792	\$270.23	\$270.22
021-0-104-030	Commercial Property	7	-	-	1,676	\$571.85	\$571.84
021-0-104-050	Commercial Property	7	-	-	5,000	\$1,706.00	\$1,706.00
021-0-104-060	Commercial Property	7	-	-	3,500	\$1,194.20	\$1,194.20
021-0-104-080	Commercial Property	7	-	-	3,011	\$1,027.35	\$1,027.34
021-0-104-090	Commercial Property	7	-	-	11,665	\$3,980.10	\$3,980.10
021-0-105-010	Single Family Detached	4	7,500	1	-	\$540.56	\$540.56
021-0-105-040	Single Family Detached	4	7,500	1	-	\$540.56	\$540.56
021-0-105-060	Multifamily Attached	6	-	6	-	\$2,358.18	\$2,358.12
021-0-105-070	Single Family Detached	4	7,500	1	-	\$540.56	\$540.56
021-0-105-080	Single Family Detached	4	7,500	1	-	\$540.56	\$540.56
021-0-105-100	Commercial Property	7	-	-	2,467	\$841.74	\$841.74
021-0-105-110	Single Family Detached	4	5,000	1	-	\$540.56	\$540.56
021-0-105-120	Single Family Detached	4	4,914	1	-	\$540.56	\$540.56
021-0-106-020	Single Family Detached	4	7,500	1	-	\$540.56	\$540.56
021-0-106-100	Commercial Property	7	-	-	1,736	\$592.32	\$592.32
021-0-111-010	Single Family Detached	3	12,000	1	-	\$834.49	\$834.48
021-0-111-030	Commercial Property	7	-	-	980	\$334.38	\$334.38
021-0-111-040	Commercial Property	7	-	-	2,290	\$781.35	\$781.34
021-0-111-050	Commercial Property	7	-	-	3,566	\$1,216.72	\$1,216.72
021-0-111-070	Multifamily Attached	6	-	4	-	\$1,572.12	\$1,572.08
021-0-111-080	Single Family Detached	4	6,000	2	-	\$1,081.12	\$1,081.12
021-0-111-100	Multifamily Attached	6	-	2	-	\$786.06	\$786.04
021-0-111-110	Single Family Detached	4	9,000	1	-	\$540.56	\$540.56
021-0-112-020	Commercial Property	7	-	-	34,500	\$11,771.40	\$11,771.40
021-0-113-040	Single Family Detached	4	7,700	1	-	\$540.56	\$540.56
021-0-113-050	Single Family Detached	4	7,000	1	-	\$540.56	\$540.56
021-0-113-060	Single Family Detached	4	7,700	1	-	\$540.56	\$540.56
021-0-113-070	Single Family Detached	4	8,400	1	-	\$540.56	\$540.56
021-0-113-100	Multifamily Attached	6	-	2	-	\$786.06	\$786.04
021-0-113-110	Multifamily Attached	6	-	2	-	\$786.06	\$786.04
021-0-113-120	Commercial Property	7	-	-	4,784	\$1,632.30	\$1,632.30
021-0-113-130	Commercial Property	7	-	-	2,654	\$905.54	\$905.54
021-0-113-150	Commercial Property	7	-	-	2,212	\$754.73	\$754.72
021-0-113-180	Commercial Property	7	-	-	1,955	\$667.05	\$667.04
021-0-113-200	Commercial Property	7	-	-	3,843	\$1,311.23	\$1,311.22
021-0-113-230	Commercial Property	7	-	-	1,254	\$427.86	\$427.86
021-0-113-250	Commercial Property	7	-	-	13,926	\$4,751.55	\$4,751.54
021-0-113-260	Commercial Property	7	-	-	9,600	\$3,275.52	\$3,275.52
021-0-113-270	Commercial Property	7	-	-	1,240	\$423.09	\$423.08
021-0-113-280	Commercial Property	7	-	-	4,429	\$1,511.17	\$1,511.16
021-0-113-290	Commercial Property	7	-	-	3,065	\$1,045.78	\$1,045.78
021-0-113-300	Commercial Property	7	-	-	2,712	\$925.33	\$925.32

## Exhibit 1

### Casitas Municipal Water District Community Facilities District No. 2013-1 (Ojai) Fiscal Year 2019-2020 Special Tax Levy

Assessor's Parcel Number	Description	Tax Class	Parcel Square Footage	No. of Residential Units	Non- Residential Floor Area	Maximum Special Tax	Approved Special Tax
021-0-113-310	Single Family Detached	4	8,739	1	-	\$540.56	\$540.56
021-0-131-010	Multifamily Attached	6	-	34	-	\$13,363.02	\$13,362.68
021-0-131-020	Single Family Detached	1	378,100	1	-	\$2,357.06	\$2,357.06
021-0-131-030	Single Family Detached	4	5,100	1	-	\$540.56	\$540.56
021-0-131-040	Single Family Detached	3	11,900	1	-	\$834.49	\$834.48
021-0-131-060	Single Family Detached	3	19,940	1	-	\$834.49	\$834.48
021-0-131-080	Single Family Detached	3	18,332	1	-	\$834.49	\$834.48
021-0-131-090	Single Family Detached	2	28,108	1	-	\$1,390.81	\$1,390.80
021-0-131-110	Single Family Detached	1	49,658	1	-	\$2,357.06	\$2,357.06
021-0-131-160	Single Family Detached	1	97,119	1	-	\$2,357.06	\$2,357.06
021-0-131-170	Single Family Detached	1	92,072	1	-	\$2,357.06	\$2,357.06
021-0-131-180	Single Family Detached	2	40,775	1	-	\$1,390.81	\$1,390.80
021-0-131-300	Single Family Detached	4	9,103	1	-	\$540.56	\$540.56
021-0-131-310	Single Family Detached	2	30,139	1	-	\$1,390.81	\$1,390.80
021-0-140-020	Commercial Property	7	-	-	7,750	\$2,644.30	\$2,644.30
021-0-140-140	Commercial Property	7	-	-	1,037	\$353.82	\$353.82
021-0-140-150	Commercial Property	7	-	-	1,505	\$513.51	\$513.50
021-0-140-160	Commercial Property	7	-	-	2,960	\$1,009.95	\$1,009.94
021-0-140-170	Commercial Property	7	-	-	2,847	\$971.40	\$971.40
021-0-140-180	Commercial Property	7	-	-	9,336	\$3,185.44	\$3,185.44
021-0-140-190	Commercial Property	7	-	-	5,676	\$1,936.65	\$1,936.64
021-0-140-205	Commercial Property	7	-	-	5,870	\$2,002.84	\$2,002.84
021-0-140-210	Commercial Property	7	-	-	8,178	\$2,790.33	\$2,790.32
021-0-140-220	Commercial Property	7	-	-	7,818	\$2,667.50	\$2,667.50
021-0-140-260	Commercial Property	7	-	-	6,895	\$2,352.57	\$2,352.56
021-0-140-330	Commercial Property	7	-	-	5,750	\$1,961.90	\$1,961.90
021-0-140-340	Commercial Property	7	-	-	8,332	\$2,842.88	\$2,842.88
021-0-140-360	Commercial Property	7	-	-	682	\$232.70	\$232.70
021-0-140-370	Commercial Property	7	-	-	563	\$192.10	\$192.10
021-0-140-380	Commercial Property	7	-	-	2,500	\$853.00	\$853.00
021-0-140-400	Commercial Property	7	-	-	2,400	\$818.88	\$818.88
021-0-140-410	Commercial Property	7	-	-	337	\$114.98	\$114.98
021-0-140-420	Commercial Property	7	-	-	3,800	\$1,296.56	\$1,296.56
021-0-140-430	Commercial Property	7	-	-	650	\$221.78	\$221.78
021-0-140-440	Commercial Property	7	-	-	5,814	\$1,983.74	\$1,983.74
021-0-140-450	Commercial Property	7	-	-	2,759	\$941.37	\$941.36
021-0-140-460	Commercial Property	7	-	-	1,102	\$376.00	\$376.00
021-0-140-490	Commercial Property	7	-	-	942	\$321.41	\$321.40
021-0-140-500	Commercial Property	7	-	-	19,674	\$6,712.77	\$6,712.76
021-0-140-510	Commercial Property	7	-	-	7,128	\$2,432.07	\$2,432.06
021-0-150-015	Condominium	5	-	1	-	\$458.35	\$458.34
021-0-150-025	Condominium	5	-	1	-	\$458.35	\$458.34
021-0-150-035	Condominium	5	-	1	-	\$458.35	\$458.34
021-0-160-015	Condominium	5	-	1	-	\$458.35	\$458.34
021-0-160-025	Condominium	5	-	1	-	\$458.35	\$458.34
021-0-160-035	Condominium	5	-	1	-	\$458.35	\$458.34

**Exhibit 1**

**Casitas Municipal Water District  
Community Facilities District No. 2013-1 (Ojai)  
Fiscal Year 2019-2020 Special Tax Levy**

<b>Assessor's Parcel Number</b>	<b>Description</b>	<b>Tax Class</b>	<b>Parcel Square Footage</b>	<b>No. of Residential Units</b>	<b>Non- Residential Floor Area</b>	<b>Maximum Special Tax</b>	<b>Approved Special Tax</b>
021-0-160-045	Condominium	5	-	1	-	\$458.35	\$458.34
022-0-012-010	Single Family Detached	1	186,001	1	-	\$2,357.06	\$2,357.06
022-0-012-020	Single Family Detached	2	36,400	1	-	\$1,390.81	\$1,390.80
022-0-012-030	Single Family Detached	1	86,248	1	-	\$2,357.06	\$2,357.06
022-0-012-040	Single Family Detached	2	43,108	1	-	\$1,390.81	\$1,390.80
022-0-012-050	Single Family Detached	1	43,560	1	-	\$2,357.06	\$2,357.06
022-0-012-060	Single Family Detached	1	75,358	1	-	\$2,357.06	\$2,357.06
022-0-012-070	Single Family Detached	1	81,021	1	-	\$2,357.06	\$2,357.06
022-0-012-080	Single Family Detached	2	42,000	1	-	\$1,390.81	\$1,390.80
022-0-012-090	Single Family Detached	1	61,419	1	-	\$2,357.06	\$2,357.06
022-0-012-100	Single Family Detached	1	179,249	1	-	\$2,357.06	\$2,357.06
022-0-012-110	Single Family Detached	1	188,436	1	-	\$2,357.06	\$2,357.06
022-0-012-120	Single Family Detached	2	25,920	1	-	\$1,390.81	\$1,390.80
022-0-012-160	Single Family Detached	2	24,300	1	-	\$1,390.81	\$1,390.80
022-0-012-170	Single Family Detached	3	17,010	1	-	\$834.49	\$834.48
022-0-012-180	Single Family Detached	3	17,010	1	-	\$834.49	\$834.48
022-0-012-230	Single Family Detached	1	116,740	3	-	\$7,071.18	\$7,071.18
022-0-012-240	Single Family Detached	3	11,200	1	-	\$834.49	\$834.48
022-0-012-250	Single Family Detached	3	10,500	1	-	\$834.49	\$834.48
022-0-012-260	Single Family Detached	3	10,500	1	-	\$834.49	\$834.48
022-0-012-270	Single Family Detached	3	10,500	1	-	\$834.49	\$834.48
022-0-012-280	Single Family Detached	3	11,795	1	-	\$834.49	\$834.48
022-0-012-290	Single Family Detached	3	11,795	1	-	\$834.49	\$834.48
022-0-012-300	Single Family Detached	3	17,715	1	-	\$834.49	\$834.48
022-0-012-320	Single Family Detached	3	13,200	1	-	\$834.49	\$834.48
022-0-012-330	Single Family Detached	3	13,198	1	-	\$834.49	\$834.48
022-0-012-340	Single Family Detached	3	14,965	1	-	\$834.49	\$834.48
022-0-012-350	Single Family Detached	3	15,068	1	-	\$834.49	\$834.48
022-0-012-360	Single Family Detached	3	14,934	1	-	\$834.49	\$834.48
022-0-012-370	Single Family Detached	3	14,232	1	-	\$834.49	\$834.48
022-0-012-380	Single Family Detached	3	16,291	1	-	\$834.49	\$834.48
022-0-012-390	Single Family Detached	2	37,276	1	-	\$1,390.81	\$1,390.80
022-0-012-400	Single Family Detached	3	18,096	1	-	\$834.49	\$834.48
022-0-012-410	Single Family Detached	2	22,195	1	-	\$1,390.81	\$1,390.80
022-0-012-420	Single Family Detached	3	21,843	1	-	\$834.49	\$834.48
022-0-012-430	Single Family Detached	2	23,895	1	-	\$1,390.81	\$1,390.80
022-0-012-440	Single Family Detached	2	25,233	1	-	\$1,390.81	\$1,390.80
022-0-012-450	Single Family Detached	2	25,237	1	-	\$1,390.81	\$1,390.80
022-0-012-460	Single Family Detached	1	101,494	1	-	\$2,357.06	\$2,357.06
022-0-012-480	Single Family Detached	1	47,044	1	-	\$2,357.06	\$2,357.06
022-0-012-490	Single Family Detached	3	16,553	1	-	\$834.49	\$834.48
022-0-012-500	Single Family Detached	1	64,468	1	-	\$2,357.06	\$2,357.06
022-0-012-525	Single Family Detached	1	53,579	1	-	\$2,357.06	\$2,357.06
022-0-012-535	Single Family Detached	1	63,597	1	-	\$2,357.06	\$2,357.06
022-0-012-545	Single Family Detached	1	74,052	1	-	\$2,357.06	\$2,357.06
022-0-012-555	Single Family Detached	1	236,531	1	-	\$2,357.06	\$2,357.06

## Exhibit 1

### Casitas Municipal Water District Community Facilities District No. 2013-1 (Ojai) Fiscal Year 2019-2020 Special Tax Levy

Assessor's Parcel Number	Description	Tax Class	Parcel Square Footage	No. of Residential Units	Non- Residential Floor Area	Maximum Special Tax	Approved Special Tax
022-0-012-565	Single Family Detached	1	88,862	1	-	\$2,357.06	\$2,357.06
022-0-012-575	Single Family Detached	1	46,173	1	-	\$2,357.06	\$2,357.06
022-0-012-615	Single Family Detached	1	81,783	1	-	\$2,357.06	\$2,357.06
022-0-012-625	Single Family Detached	1	63,813	1	-	\$2,357.06	\$2,357.06
022-0-012-640	Single Family Detached	1	264,942	1	-	\$2,357.06	\$2,357.06
022-0-012-665	Single Family Detached	1	89,298	1	-	\$2,357.06	\$2,357.06
022-0-013-015	Single Family Detached	1	46,174	1	-	\$2,357.06	\$2,357.06
022-0-013-025	Single Family Detached	1	43,996	1	-	\$2,357.06	\$2,357.06
022-0-013-035	Single Family Detached	1	43,996	1	-	\$2,357.06	\$2,357.06
022-0-013-045	Single Family Detached	1	43,560	1	-	\$2,357.06	\$2,357.06
022-0-013-055	Single Family Detached	3	14,972	1	-	\$834.49	\$834.48
022-0-013-060	Single Family Detached	3	12,632	1	-	\$834.49	\$834.48
022-0-013-070	Single Family Detached	3	14,912	1	-	\$834.49	\$834.48
022-0-013-080	Single Family Detached	3	13,033	1	-	\$834.49	\$834.48
022-0-013-090	Single Family Detached	3	14,512	1	-	\$834.49	\$834.48
022-0-013-105	Single Family Detached	3	15,000	1	-	\$834.49	\$834.48
022-0-013-110	Single Family Detached	3	14,906	1	-	\$834.49	\$834.48
022-0-013-120	Single Family Detached	3	15,000	1	-	\$834.49	\$834.48
022-0-013-130	Single Family Detached	3	15,128	1	-	\$834.49	\$834.48
022-0-013-140	Single Family Detached	3	15,019	1	-	\$834.49	\$834.48
022-0-013-150	Single Family Detached	3	14,506	1	-	\$834.49	\$834.48
022-0-013-160	Single Family Detached	3	14,289	1	-	\$834.49	\$834.48
022-0-021-020	Single Family Detached	1	62,290	1	-	\$2,357.06	\$2,357.06
022-0-021-030	Single Family Detached	3	12,150	1	-	\$834.49	\$834.48
022-0-021-040	Single Family Detached	4	8,100	1	-	\$540.56	\$540.56
022-0-021-050	Single Family Detached	4	8,019	1	-	\$540.56	\$540.56
022-0-021-060	Single Family Detached	4	7,919	1	-	\$540.56	\$540.56
022-0-021-070	Single Family Detached	3	12,150	1	-	\$834.49	\$834.48
022-0-021-080	Single Family Detached	3	20,250	1	-	\$834.49	\$834.48
022-0-021-090	Single Family Detached	3	12,150	1	-	\$834.49	\$834.48
022-0-022-040	Single Family Detached	3	12,555	2	-	\$1,668.98	\$1,668.96
022-0-022-060	Single Family Detached	2	23,683	1	-	\$1,390.81	\$1,390.80
022-0-022-070	Single Family Detached	3	15,531	1	-	\$834.49	\$834.48
022-0-022-090	Single Family Detached	4	7,912	1	-	\$540.56	\$540.56
022-0-022-100	Single Family Detached	4	8,100	1	-	\$540.56	\$540.56
022-0-022-110	Single Family Detached	2	26,247	1	-	\$1,390.81	\$1,390.80
022-0-023-020	Commercial Property	7	-	-	54,703	\$18,664.66	\$18,664.66
022-0-024-020	Single Family Detached	4	6,297	2	-	\$1,081.12	\$1,081.12
022-0-024-030	Single Family Detached	4	5,585	1	-	\$540.56	\$540.56
022-0-024-050	Single Family Detached	3	12,015	1	-	\$834.49	\$834.48
022-0-024-080	Single Family Detached	3	13,737	1	-	\$834.49	\$834.48
022-0-024-090	Single Family Detached	3	13,740	1	-	\$834.49	\$834.48
022-0-024-110	Single Family Detached	2	33,450	1	-	\$1,390.81	\$1,390.80
022-0-024-120	Single Family Detached	3	12,605	1	-	\$834.49	\$834.48
022-0-024-130	Single Family Detached	4	5,348	1	-	\$540.56	\$540.56
022-0-024-140	Single Family Detached	4	7,859	1	-	\$540.56	\$540.56

## Exhibit 1

### Casitas Municipal Water District Community Facilities District No. 2013-1 (Ojai) Fiscal Year 2019-2020 Special Tax Levy

Assessor's Parcel Number	Description	Tax Class	Parcel Square Footage	No. of Residential Units	Non- Residential Floor Area	Maximum Special Tax	Approved Special Tax
022-0-025-010	Single Family Detached	4	9,686	1	-	\$540.56	\$540.56
022-0-025-020	Single Family Detached	3	12,010	2	-	\$1,668.98	\$1,668.96
022-0-025-040	Single Family Detached	3	12,700	1	-	\$834.49	\$834.48
022-0-025-050	Single Family Detached	3	10,660	1	-	\$834.49	\$834.48
022-0-025-060	Single Family Detached	4	9,793	1	-	\$540.56	\$540.56
022-0-025-100	Single Family Detached	4	7,267	1	-	\$540.56	\$540.56
022-0-025-110	Single Family Detached	4	8,902	1	-	\$540.56	\$540.56
022-0-025-120	Single Family Detached	4	8,902	1	-	\$540.56	\$540.56
022-0-025-150	Single Family Detached	4	8,340	1	-	\$540.56	\$540.56
022-0-025-180	Single Family Detached	3	10,594	1	-	\$834.49	\$834.48
022-0-025-190	Commercial Property	7	-	-	5,095	\$1,738.41	\$1,738.40
022-0-025-200	Multifamily Attached	6	-	2	-	\$786.06	\$786.04
022-0-030-030	Single Family Detached	1	65,340	1	-	\$2,357.06	\$2,357.06
022-0-030-070	Single Family Detached	3	10,548	1	-	\$834.49	\$834.48
022-0-030-080	Single Family Detached	3	11,250	1	-	\$834.49	\$834.48
022-0-030-090	Single Family Detached	3	11,250	1	-	\$834.49	\$834.48
022-0-030-100	Single Family Detached	3	11,250	1	-	\$834.49	\$834.48
022-0-030-110	Single Family Detached	4	9,954	1	-	\$540.56	\$540.56
022-0-030-120	Single Family Detached	3	11,700	1	-	\$834.49	\$834.48
022-0-030-130	Single Family Detached	4	7,964	1	-	\$540.56	\$540.56
022-0-030-140	Single Family Detached	4	7,800	1	-	\$540.56	\$540.56
022-0-030-150	Single Family Detached	4	9,900	1	-	\$540.56	\$540.56
022-0-030-180	Single Family Detached	3	18,757	1	-	\$834.49	\$834.48
022-0-030-190	Single Family Detached	3	19,169	1	-	\$834.49	\$834.48
022-0-030-210	Single Family Detached	4	5,800	1	-	\$540.56	\$540.56
022-0-030-220	Single Family Detached	4	5,800	1	-	\$540.56	\$540.56
022-0-030-230	Single Family Detached	4	5,800	1	-	\$540.56	\$540.56
022-0-030-240	Single Family Detached	4	6,052	1	-	\$540.56	\$540.56
022-0-030-250	Single Family Detached	4	8,046	1	-	\$540.56	\$540.56
022-0-030-260	Single Family Detached	4	8,047	1	-	\$540.56	\$540.56
022-0-030-300	Single Family Detached	1	68,824	1	-	\$2,357.06	\$2,357.06
022-0-030-340	Single Family Detached	3	12,064	1	-	\$834.49	\$834.48
022-0-030-350	Single Family Detached	3	12,064	1	-	\$834.49	\$834.48
022-0-030-360	Single Family Detached	1	59,677	1	-	\$2,357.06	\$2,357.06
022-0-030-370	Single Family Detached	2	27,362	1	-	\$1,390.81	\$1,390.80
022-0-030-380	Single Family Detached	1	60,112	1	-	\$2,357.06	\$2,357.06
022-0-030-390	Single Family Detached	2	22,053	1	-	\$1,390.81	\$1,390.80
022-0-030-400	Single Family Detached	3	12,350	1	-	\$834.49	\$834.48
022-0-030-410	Single Family Detached	3	12,196	1	-	\$834.49	\$834.48
022-0-030-460	Single Family Detached	2	40,162	1	-	\$1,390.81	\$1,390.80
022-0-030-490	Single Family Detached	3	17,300	1	-	\$834.49	\$834.48
022-0-030-500	Single Family Detached	3	21,733	1	-	\$834.49	\$834.48
022-0-030-510	Single Family Detached	3	12,014	1	-	\$834.49	\$834.48
022-0-030-520	Single Family Detached	3	12,986	1	-	\$834.49	\$834.48
022-0-030-535	Single Family Detached	3	12,000	1	-	\$834.49	\$834.48
022-0-030-545	Single Family Detached	3	12,065	1	-	\$834.49	\$834.48

## Exhibit 1

### Casitas Municipal Water District Community Facilities District No. 2013-1 (Ojai) Fiscal Year 2019-2020 Special Tax Levy

Assessor's Parcel Number	Description	Tax Class	Parcel Square Footage	No. of Residential Units	Non- Residential Floor Area	Maximum Special Tax	Approved Special Tax
022-0-030-555	Single Family Detached	3	12,058	1	-	\$834.49	\$834.48
022-0-030-565	Single Family Detached	3	13,774	1	-	\$834.49	\$834.48
022-0-030-575	Single Family Detached	3	12,011	1	-	\$834.49	\$834.48
022-0-030-585	Single Family Detached	3	15,340	1	-	\$834.49	\$834.48
022-0-030-595	Single Family Detached	3	12,781	1	-	\$834.49	\$834.48
022-0-030-605	Single Family Detached	3	12,024	1	-	\$834.49	\$834.48
022-0-030-615	Single Family Detached	3	12,000	1	-	\$834.49	\$834.48
022-0-030-625	Single Family Detached	3	12,026	1	-	\$834.49	\$834.48
022-0-030-635	Single Family Detached	3	14,340	1	-	\$834.49	\$834.48
022-0-030-645	Single Family Detached	3	12,002	1	-	\$834.49	\$834.48
022-0-030-655	Single Family Detached	3	15,431	1	-	\$834.49	\$834.48
022-0-030-665	Single Family Detached	3	12,152	1	-	\$834.49	\$834.48
022-0-030-675	Single Family Detached	3	18,557	1	-	\$834.49	\$834.48
022-0-040-020	Single Family Detached	2	34,857	1	-	\$1,390.81	\$1,390.80
022-0-040-030	Single Family Detached	2	34,842	1	-	\$1,390.81	\$1,390.80
022-0-040-060	Single Family Detached	2	27,847	1	-	\$1,390.81	\$1,390.80
022-0-040-070	Single Family Detached	3	20,877	1	-	\$834.49	\$834.48
022-0-040-080	Single Family Detached	2	22,612	1	-	\$1,390.81	\$1,390.80
022-0-040-100	Single Family Detached	2	31,274	1	-	\$1,390.81	\$1,390.80
022-0-040-110	Single Family Detached	2	24,318	1	-	\$1,390.81	\$1,390.80
022-0-040-120	Single Family Detached	3	20,835	1	-	\$834.49	\$834.48
022-0-040-130	Single Family Detached	2	28,562	1	-	\$1,390.81	\$1,390.80
022-0-040-150	Single Family Detached	3	15,024	1	-	\$834.49	\$834.48
022-0-040-190	Single Family Detached	1	46,609	1	-	\$2,357.06	\$2,357.06
022-0-040-210	Single Family Detached	2	33,507	1	-	\$1,390.81	\$1,390.80
022-0-040-220	Single Family Detached	3	19,975	1	-	\$834.49	\$834.48
022-0-040-230	Single Family Detached	3	14,855	1	-	\$834.49	\$834.48
022-0-040-240	Single Family Detached	3	18,233	1	-	\$834.49	\$834.48
022-0-040-250	Single Family Detached	3	13,800	1	-	\$834.49	\$834.48
022-0-040-260	Single Family Detached	2	37,452	1	-	\$1,390.81	\$1,390.80
022-0-051-030	Single Family Detached	4	5,950	1	-	\$540.56	\$540.56
022-0-051-040	Single Family Detached	4	6,459	1	-	\$540.56	\$540.56
022-0-051-050	Single Family Detached	4	8,318	1	-	\$540.56	\$540.56
022-0-051-080	Multifamily Attached	6	-	12	-	\$4,716.36	\$4,716.24
022-0-051-090	Single Family Detached	3	19,820	1	-	\$834.49	\$834.48
022-0-051-100	Single Family Detached	1	78,843	1	-	\$2,357.06	\$2,357.06
022-0-051-110	Single Family Detached	3	21,804	1	-	\$834.49	\$834.48
022-0-051-120	Single Family Detached	3	21,804	1	-	\$834.49	\$834.48
022-0-051-130	Single Family Detached	2	28,745	1	-	\$1,390.81	\$1,390.80
022-0-051-140	Single Family Detached	3	11,139	1	-	\$834.49	\$834.48
022-0-051-150	Single Family Detached	3	11,139	1	-	\$834.49	\$834.48
022-0-051-180	Single Family Detached	3	11,209	1	-	\$834.49	\$834.48
022-0-051-190	Multifamily Attached	6	-	2	-	\$786.06	\$786.04
022-0-051-230	Single Family Detached	4	7,960	1	-	\$540.56	\$540.56
022-0-051-260	Single Family Detached	3	14,000	1	-	\$834.49	\$834.48
022-0-051-270	Single Family Detached	3	14,071	1	-	\$834.49	\$834.48

## Exhibit 1

### Casitas Municipal Water District Community Facilities District No. 2013-1 (Ojai) Fiscal Year 2019-2020 Special Tax Levy

Assessor's Parcel Number	Description	Tax Class	Parcel Square Footage	No. of Residential Units	Non- Residential Floor Area	Maximum Special Tax	Approved Special Tax
022-0-051-280	Single Family Detached	2	24,265	3	-	\$4,172.43	\$4,172.40
022-0-051-290	Single Family Detached	1	58,372	1	-	\$2,357.06	\$2,357.06
022-0-052-010	Multifamily Attached	6	-	7	-	\$2,751.21	\$2,751.14
022-0-052-020	Single Family Detached	1	54,450	1	-	\$2,357.06	\$2,357.06
022-0-052-030	Single Family Detached	2	25,635	1	-	\$1,390.81	\$1,390.80
022-0-052-050	Single Family Detached	4	6,940	1	-	\$540.56	\$540.56
022-0-052-060	Single Family Detached	4	6,798	1	-	\$540.56	\$540.56
022-0-052-070	Single Family Detached	4	6,798	1	-	\$540.56	\$540.56
022-0-052-080	Single Family Detached	3	10,164	1	-	\$834.49	\$834.48
022-0-052-090	Single Family Detached	4	6,535	1	-	\$540.56	\$540.56
022-0-052-100	Single Family Detached	4	7,108	1	-	\$540.56	\$540.56
022-0-052-110	Single Family Detached	2	26,342	1	-	\$1,390.81	\$1,390.80
022-0-052-120	Single Family Detached	3	12,001	1	-	\$834.49	\$834.48
022-0-061-025	Single Family Detached	3	14,000	1	-	\$834.49	\$834.48
022-0-061-035	Single Family Detached	4	7,620	1	-	\$540.56	\$540.56
022-0-061-045	Single Family Detached	4	7,639	1	-	\$540.56	\$540.56
022-0-061-055	Single Family Detached	4	7,639	1	-	\$540.56	\$540.56
022-0-061-065	Single Family Detached	4	7,639	1	-	\$540.56	\$540.56
022-0-061-075	Single Family Detached	4	7,639	1	-	\$540.56	\$540.56
022-0-061-085	Single Family Detached	4	7,639	1	-	\$540.56	\$540.56
022-0-061-095	Single Family Detached	4	7,639	1	-	\$540.56	\$540.56
022-0-061-105	Single Family Detached	4	7,639	1	-	\$540.56	\$540.56
022-0-061-115	Single Family Detached	4	7,639	1	-	\$540.56	\$540.56
022-0-061-125	Single Family Detached	4	8,624	1	-	\$540.56	\$540.56
022-0-061-135	Single Family Detached	3	12,850	1	-	\$834.49	\$834.48
022-0-061-145	Single Family Detached	4	9,872	1	-	\$540.56	\$540.56
022-0-061-155	Single Family Detached	4	7,184	1	-	\$540.56	\$540.56
022-0-061-165	Single Family Detached	4	9,404	1	-	\$540.56	\$540.56
022-0-061-180	Single Family Detached	3	16,563	1	-	\$834.49	\$834.48
022-0-062-015	Single Family Detached	4	7,206	1	-	\$540.56	\$540.56
022-0-062-025	Single Family Detached	4	6,972	1	-	\$540.56	\$540.56
022-0-062-035	Single Family Detached	4	6,972	1	-	\$540.56	\$540.56
022-0-062-045	Single Family Detached	4	6,972	1	-	\$540.56	\$540.56
022-0-062-055	Single Family Detached	4	6,972	1	-	\$540.56	\$540.56
022-0-062-065	Single Family Detached	4	6,972	1	-	\$540.56	\$540.56
022-0-062-075	Single Family Detached	4	6,972	1	-	\$540.56	\$540.56
022-0-062-085	Single Family Detached	4	6,972	1	-	\$540.56	\$540.56
022-0-062-095	Single Family Detached	4	6,972	1	-	\$540.56	\$540.56
022-0-062-105	Single Family Detached	4	7,206	1	-	\$540.56	\$540.56
022-0-062-115	Single Family Detached	4	7,206	1	-	\$540.56	\$540.56
022-0-062-125	Single Family Detached	4	6,972	1	-	\$540.56	\$540.56
022-0-062-135	Single Family Detached	4	6,972	1	-	\$540.56	\$540.56
022-0-062-145	Single Family Detached	4	6,972	1	-	\$540.56	\$540.56
022-0-062-155	Single Family Detached	4	6,972	1	-	\$540.56	\$540.56
022-0-062-165	Single Family Detached	4	6,972	1	-	\$540.56	\$540.56
022-0-062-175	Single Family Detached	4	6,972	1	-	\$540.56	\$540.56



## Exhibit 1

### Casitas Municipal Water District Community Facilities District No. 2013-1 (Ojai) Fiscal Year 2019-2020 Special Tax Levy

Assessor's Parcel Number	Description	Tax Class	Parcel Square Footage	No. of Residential Units	Non- Residential Floor Area	Maximum Special Tax	Approved Special Tax
022-0-062-185	Single Family Detached	4	6,972	1	-	\$540.56	\$540.56
022-0-062-195	Single Family Detached	4	6,972	1	-	\$540.56	\$540.56
022-0-062-205	Single Family Detached	4	7,206	1	-	\$540.56	\$540.56
022-0-063-015	Single Family Detached	4	7,766	1	-	\$540.56	\$540.56
022-0-063-025	Single Family Detached	4	7,179	1	-	\$540.56	\$540.56
022-0-063-035	Single Family Detached	4	7,095	1	-	\$540.56	\$540.56
022-0-063-045	Single Family Detached	4	7,940	1	-	\$540.56	\$540.56
022-0-063-055	Single Family Detached	4	7,644	1	-	\$540.56	\$540.56
022-0-063-065	Single Family Detached	4	7,644	1	-	\$540.56	\$540.56
022-0-063-075	Single Family Detached	4	7,644	1	-	\$540.56	\$540.56
022-0-063-085	Single Family Detached	4	7,644	1	-	\$540.56	\$540.56
022-0-063-095	Single Family Detached	4	7,644	1	-	\$540.56	\$540.56
022-0-063-105	Single Family Detached	4	7,644	1	-	\$540.56	\$540.56
022-0-063-115	Single Family Detached	4	7,644	1	-	\$540.56	\$540.56
022-0-063-125	Single Family Detached	4	7,644	1	-	\$540.56	\$540.56
022-0-063-135	Single Family Detached	4	7,644	1	-	\$540.56	\$540.56
022-0-063-145	Single Family Detached	4	7,206	1	-	\$540.56	\$540.56
022-0-064-015	Single Family Detached	4	8,624	1	-	\$540.56	\$540.56
022-0-064-025	Single Family Detached	4	7,684	1	-	\$540.56	\$540.56
022-0-065-015	Single Family Detached	4	7,206	1	-	\$540.56	\$540.56
022-0-065-025	Single Family Detached	4	7,644	1	-	\$540.56	\$540.56
022-0-065-035	Single Family Detached	4	7,644	1	-	\$540.56	\$540.56
022-0-065-045	Single Family Detached	4	7,206	1	-	\$540.56	\$540.56
022-0-066-015	Single Family Detached	4	7,206	1	-	\$540.56	\$540.56
022-0-066-025	Single Family Detached	4	7,644	1	-	\$540.56	\$540.56
022-0-071-010	Single Family Detached	4	9,714	1	-	\$540.56	\$540.56
022-0-071-020	Single Family Detached	4	9,061	1	-	\$540.56	\$540.56
022-0-071-030	Single Family Detached	4	9,061	1	-	\$540.56	\$540.56
022-0-071-040	Single Family Detached	4	9,061	1	-	\$540.56	\$540.56
022-0-071-050	Single Family Detached	4	9,061	1	-	\$540.56	\$540.56
022-0-071-060	Single Family Detached	4	9,061	1	-	\$540.56	\$540.56
022-0-071-070	Single Family Detached	3	10,706	1	-	\$834.49	\$834.48
022-0-071-080	Single Family Detached	3	10,706	1	-	\$834.49	\$834.48
022-0-071-090	Single Family Detached	3	10,706	1	-	\$834.49	\$834.48
022-0-071-100	Single Family Detached	3	10,706	1	-	\$834.49	\$834.48
022-0-071-110	Single Family Detached	3	10,658	1	-	\$834.49	\$834.48
022-0-072-010	Single Family Detached	4	7,952	1	-	\$540.56	\$540.56
022-0-072-020	Single Family Detached	4	8,540	1	-	\$540.56	\$540.56
022-0-072-030	Single Family Detached	4	8,540	1	-	\$540.56	\$540.56
022-0-072-040	Single Family Detached	4	8,540	1	-	\$540.56	\$540.56
022-0-072-050	Single Family Detached	4	8,540	1	-	\$540.56	\$540.56
022-0-072-060	Single Family Detached	4	8,540	1	-	\$540.56	\$540.56
022-0-072-070	Single Family Detached	3	10,090	1	-	\$834.49	\$834.48
022-0-072-080	Single Family Detached	3	10,090	1	-	\$834.49	\$834.48
022-0-072-090	Single Family Detached	3	10,090	1	-	\$834.49	\$834.48
022-0-072-100	Single Family Detached	3	10,090	1	-	\$834.49	\$834.48

## Exhibit 1

### Casitas Municipal Water District Community Facilities District No. 2013-1 (Ojai) Fiscal Year 2019-2020 Special Tax Levy

Assessor's Parcel Number	Description	Tax Class	Parcel Square Footage	No. of Residential Units	Non- Residential Floor Area	Maximum Special Tax	Approved Special Tax
022-0-072-110	Single Family Detached	3	10,042	1	-	\$834.49	\$834.48
022-0-081-010	Single Family Detached	4	8,626	1	-	\$540.56	\$540.56
022-0-081-020	Single Family Detached	4	8,003	1	-	\$540.56	\$540.56
022-0-081-030	Single Family Detached	4	8,003	1	-	\$540.56	\$540.56
022-0-081-040	Single Family Detached	4	8,185	1	-	\$540.56	\$540.56
022-0-081-050	Single Family Detached	4	8,185	1	-	\$540.56	\$540.56
022-0-081-060	Single Family Detached	4	8,185	1	-	\$540.56	\$540.56
022-0-081-070	Single Family Detached	4	8,168	1	-	\$540.56	\$540.56
022-0-081-080	Single Family Detached	4	9,050	1	-	\$540.56	\$540.56
022-0-081-090	Single Family Detached	3	12,600	1	-	\$834.49	\$834.48
022-0-081-100	Single Family Detached	3	11,008	1	-	\$834.49	\$834.48
022-0-081-110	Single Family Detached	3	11,008	1	-	\$834.49	\$834.48
022-0-081-120	Single Family Detached	4	8,541	1	-	\$540.56	\$540.56
022-0-081-130	Single Family Detached	4	8,541	1	-	\$540.56	\$540.56
022-0-081-140	Single Family Detached	4	8,541	1	-	\$540.56	\$540.56
022-0-081-150	Single Family Detached	4	8,493	1	-	\$540.56	\$540.56
022-0-081-230	Single Family Detached	1	48,787	1	-	\$2,357.06	\$2,357.06
022-0-081-240	Single Family Detached	4	7,988	1	-	\$540.56	\$540.56
022-0-081-250	Single Family Detached	4	8,025	1	-	\$540.56	\$540.56
022-0-081-260	Single Family Detached	4	7,875	1	-	\$540.56	\$540.56
022-0-081-270	Single Family Detached	4	8,231	1	-	\$540.56	\$540.56
022-0-081-280	Single Family Detached	4	8,125	1	-	\$540.56	\$540.56
022-0-081-290	Single Family Detached	4	7,662	1	-	\$540.56	\$540.56
022-0-081-300	Single Family Detached	4	8,988	1	-	\$540.56	\$540.56
022-0-081-310	Single Family Detached	4	8,838	1	-	\$540.56	\$540.56
022-0-081-320	Single Family Detached	4	8,009	1	-	\$540.56	\$540.56
022-0-081-330	Single Family Detached	4	8,500	1	-	\$540.56	\$540.56
022-0-081-340	Single Family Detached	4	7,950	1	-	\$540.56	\$540.56
022-0-081-350	Single Family Detached	4	8,000	1	-	\$540.56	\$540.56
022-0-081-360	Single Family Detached	4	8,002	1	-	\$540.56	\$540.56
022-0-081-370	Single Family Detached	4	8,002	1	-	\$540.56	\$540.56
022-0-081-380	Single Family Detached	4	8,003	1	-	\$540.56	\$540.56
022-0-081-390	Single Family Detached	4	8,020	1	-	\$540.56	\$540.56
022-0-081-400	Single Family Detached	4	8,938	1	-	\$540.56	\$540.56
022-0-082-010	Single Family Detached	4	8,631	1	-	\$540.56	\$540.56
022-0-082-020	Single Family Detached	4	8,050	1	-	\$540.56	\$540.56
022-0-082-030	Single Family Detached	4	8,050	1	-	\$540.56	\$540.56
022-0-082-040	Single Family Detached	4	8,050	1	-	\$540.56	\$540.56
022-0-082-050	Single Family Detached	4	8,050	1	-	\$540.56	\$540.56
022-0-082-060	Single Family Detached	4	8,050	1	-	\$540.56	\$540.56
022-0-082-070	Single Family Detached	4	8,050	1	-	\$540.56	\$540.56
022-0-082-080	Single Family Detached	4	8,050	1	-	\$540.56	\$540.56
022-0-082-090	Single Family Detached	4	8,050	1	-	\$540.56	\$540.56
022-0-082-100	Single Family Detached	4	8,050	1	-	\$540.56	\$540.56
022-0-082-110	Single Family Detached	4	8,050	1	-	\$540.56	\$540.56
022-0-082-120	Single Family Detached	4	8,050	1	-	\$540.56	\$540.56

**Exhibit 1**

**Casitas Municipal Water District  
Community Facilities District No. 2013-1 (Ojai)  
Fiscal Year 2019-2020 Special Tax Levy**

<b>Assessor's Parcel Number</b>	<b>Description</b>	<b>Tax Class</b>	<b>Parcel Square Footage</b>	<b>No. of Residential Units</b>	<b>Non- Residential Floor Area</b>	<b>Maximum Special Tax</b>	<b>Approved Special Tax</b>
022-0-082-130	Single Family Detached	4	8,050	1	-	\$540.56	\$540.56
022-0-082-140	Single Family Detached	4	8,050	1	-	\$540.56	\$540.56
022-0-082-150	Single Family Detached	4	8,002	1	-	\$540.56	\$540.56
022-0-083-020	Single Family Detached	4	8,100	1	-	\$540.56	\$540.56
022-0-083-030	Single Family Detached	4	8,312	1	-	\$540.56	\$540.56
022-0-083-040	Single Family Detached	4	8,200	1	-	\$540.56	\$540.56
022-0-083-050	Single Family Detached	4	9,375	1	-	\$540.56	\$540.56
022-0-083-060	Single Family Detached	4	9,888	1	-	\$540.56	\$540.56
022-0-083-070	Single Family Detached	3	10,125	1	-	\$834.49	\$834.48
022-0-083-080	Single Family Detached	4	8,425	1	-	\$540.56	\$540.56
022-0-083-090	Single Family Detached	4	8,064	1	-	\$540.56	\$540.56
022-0-083-100	Single Family Detached	4	8,036	1	-	\$540.56	\$540.56
022-0-083-110	Single Family Detached	4	8,036	1	-	\$540.56	\$540.56
022-0-083-120	Single Family Detached	4	8,036	1	-	\$540.56	\$540.56
022-0-083-130	Single Family Detached	4	8,011	1	-	\$540.56	\$540.56
022-0-083-140	Single Family Detached	4	8,150	1	-	\$540.56	\$540.56
022-0-084-010	Single Family Detached	4	8,675	1	-	\$540.56	\$540.56
022-0-084-020	Single Family Detached	4	8,325	1	-	\$540.56	\$540.56
022-0-084-030	Single Family Detached	4	7,875	1	-	\$540.56	\$540.56
022-0-084-040	Single Family Detached	4	8,250	1	-	\$540.56	\$540.56
022-0-084-070	Single Family Detached	4	8,438	1	-	\$540.56	\$540.56
022-0-084-080	Single Family Detached	4	8,700	1	-	\$540.56	\$540.56
022-0-084-090	Single Family Detached	4	8,488	1	-	\$540.56	\$540.56
022-0-084-100	Single Family Detached	4	8,038	1	-	\$540.56	\$540.56
022-0-084-110	Single Family Detached	4	8,603	1	-	\$540.56	\$540.56
022-0-084-130	Single Family Detached	4	8,258	1	-	\$540.56	\$540.56
022-0-090-010	Multifamily Attached	6	-	3	-	\$1,179.09	\$1,179.06
022-0-090-040	Single Family Detached	1	158,994	1	-	\$2,357.06	\$2,357.06
022-0-090-070	Single Family Detached	4	6,096	1	-	\$540.56	\$540.56
022-0-090-080	Single Family Detached	4	9,828	1	-	\$540.56	\$540.56
022-0-090-100	Single Family Detached	4	7,835	1	-	\$540.56	\$540.56
022-0-090-110	Single Family Detached	4	8,219	1	-	\$540.56	\$540.56
022-0-090-120	Single Family Detached	4	7,822	1	-	\$540.56	\$540.56
022-0-090-140	Single Family Detached	4	7,115	1	-	\$540.56	\$540.56
022-0-090-150	Single Family Detached	4	7,100	1	-	\$540.56	\$540.56
022-0-090-160	Single Family Detached	4	7,261	1	-	\$540.56	\$540.56
022-0-090-180	Single Family Detached	4	8,834	1	-	\$540.56	\$540.56
022-0-090-190	Single Family Detached	4	9,018	1	-	\$540.56	\$540.56
022-0-090-200	Single Family Detached	4	8,671	1	-	\$540.56	\$540.56
022-0-090-210	Single Family Detached	4	6,739	1	-	\$540.56	\$540.56
022-0-090-220	Single Family Detached	4	7,045	1	-	\$540.56	\$540.56
022-0-090-230	Single Family Detached	4	7,609	2	-	\$1,081.12	\$1,081.12
022-0-090-250	Multifamily Attached	6	-	16	-	\$6,288.48	\$6,288.32
022-0-090-260	Multifamily Attached	6	-	5	-	\$1,965.15	\$1,965.10
022-0-090-270	Single Family Detached	4	7,464	1	-	\$540.56	\$540.56
022-0-090-280	Multifamily Attached	6	-	3	-	\$1,179.09	\$1,179.06

## Exhibit 1

### Casitas Municipal Water District Community Facilities District No. 2013-1 (Ojai) Fiscal Year 2019-2020 Special Tax Levy

Assessor's Parcel Number	Description	Tax Class	Parcel Square Footage	No. of Residential Units	Non- Residential Floor Area	Maximum Special Tax	Approved Special Tax
022-0-090-290	Single Family Detached	3	10,164	1	-	\$834.49	\$834.48
022-0-090-300	Single Family Detached	3	10,164	1	-	\$834.49	\$834.48
022-0-090-400	Single Family Detached	3	10,106	1	-	\$834.49	\$834.48
022-0-090-410	Single Family Detached	4	5,677	1	-	\$540.56	\$540.56
022-0-090-420	Single Family Detached	3	13,497	2	-	\$1,668.98	\$1,668.96
022-0-090-450	Multifamily Attached	6	-	16	-	\$6,288.48	\$6,288.32
022-0-090-480	Single Family Detached	4	7,267	1	-	\$540.56	\$540.56
022-0-090-490	Single Family Detached	4	7,546	1	-	\$540.56	\$540.56
022-0-090-500	Single Family Detached	4	8,122	1	-	\$540.56	\$540.56
022-0-090-520	Commercial Property	7	-	-	8,079	\$2,756.55	\$2,756.54
022-0-100-020	Single Family Detached	4	6,500	1	-	\$540.56	\$540.56
022-0-100-030	Single Family Detached	4	6,500	1	-	\$540.56	\$540.56
022-0-100-080	Single Family Detached	4	6,500	1	-	\$540.56	\$540.56
022-0-100-090	Single Family Detached	4	6,500	1	-	\$540.56	\$540.56
022-0-100-100	Single Family Detached	4	7,500	1	-	\$540.56	\$540.56
022-0-100-110	Single Family Detached	4	7,500	1	-	\$540.56	\$540.56
022-0-100-130	Single Family Detached	4	6,562	1	-	\$540.56	\$540.56
022-0-100-150	Single Family Detached	4	6,500	1	-	\$540.56	\$540.56
022-0-100-160	Single Family Detached	4	6,500	1	-	\$540.56	\$540.56
022-0-100-170	Single Family Detached	4	6,500	1	-	\$540.56	\$540.56
022-0-100-180	Single Family Detached	4	6,500	1	-	\$540.56	\$540.56
022-0-100-190	Single Family Detached	4	7,500	1	-	\$540.56	\$540.56
022-0-100-200	Single Family Detached	4	7,500	1	-	\$540.56	\$540.56
022-0-100-230	Single Family Detached	4	7,500	1	-	\$540.56	\$540.56
022-0-100-240	Single Family Detached	4	7,500	1	-	\$540.56	\$540.56
022-0-100-250	Single Family Detached	4	8,250	1	-	\$540.56	\$540.56
022-0-100-260	Single Family Detached	4	6,750	1	-	\$540.56	\$540.56
022-0-100-270	Single Family Detached	4	7,500	1	-	\$540.56	\$540.56
022-0-100-280	Single Family Detached	4	7,500	1	-	\$540.56	\$540.56
022-0-100-290	Single Family Detached	4	7,500	1	-	\$540.56	\$540.56
022-0-100-300	Single Family Detached	4	7,500	1	-	\$540.56	\$540.56
022-0-100-310	Single Family Detached	4	7,500	1	-	\$540.56	\$540.56
022-0-100-320	Single Family Detached	4	7,119	1	-	\$540.56	\$540.56
022-0-100-330	Single Family Detached	4	6,706	1	-	\$540.56	\$540.56
022-0-100-340	Single Family Detached	4	7,500	1	-	\$540.56	\$540.56
022-0-100-350	Single Family Detached	4	8,228	1	-	\$540.56	\$540.56
022-0-100-360	Single Family Detached	4	6,580	1	-	\$540.56	\$540.56
022-0-100-380	Single Family Detached	4	6,500	1	-	\$540.56	\$540.56
022-0-100-390	Single Family Detached	4	6,500	1	-	\$540.56	\$540.56
022-0-100-420	Single Family Detached	2	31,050	1	-	\$1,390.81	\$1,390.80
022-0-100-430	Single Family Detached	4	7,500	1	-	\$540.56	\$540.56
022-0-100-440	Single Family Detached	4	6,500	1	-	\$540.56	\$540.56
022-0-100-450	Multifamily Attached	6	-	3	-	\$1,179.09	\$1,179.06
022-0-100-460	Single Family Detached	4	5,036	1	-	\$540.56	\$540.56
022-0-100-470	Commercial Property	7	-	-	3,070	\$1,047.48	\$1,047.48
022-0-110-010	Single Family Detached	4	7,500	1	-	\$540.56	\$540.56

## Exhibit 1

### Casitas Municipal Water District Community Facilities District No. 2013-1 (Ojai) Fiscal Year 2019-2020 Special Tax Levy

Assessor's Parcel Number	Description	Tax Class	Parcel Square Footage	No. of Residential Units	Non- Residential Floor Area	Maximum Special Tax	Approved Special Tax
022-0-110-020	Single Family Detached	4	7,500	1	-	\$540.56	\$540.56
022-0-110-040	Single Family Detached	4	7,500	1	-	\$540.56	\$540.56
022-0-110-060	Single Family Detached	4	7,500	1	-	\$540.56	\$540.56
022-0-110-070	Single Family Detached	4	7,500	1	-	\$540.56	\$540.56
022-0-110-090	Single Family Detached	4	7,184	1	-	\$540.56	\$540.56
022-0-110-100	Single Family Detached	4	7,815	1	-	\$540.56	\$540.56
022-0-110-130	Single Family Detached	4	7,500	1	-	\$540.56	\$540.56
022-0-110-150	Single Family Detached	4	8,577	1	-	\$540.56	\$540.56
022-0-110-160	Single Family Detached	4	8,160	1	-	\$540.56	\$540.56
022-0-110-190	Single Family Detached	4	7,871	1	-	\$540.56	\$540.56
022-0-110-200	Single Family Detached	2	27,543	1	-	\$1,390.81	\$1,390.80
022-0-110-210	Single Family Detached	3	17,649	1	-	\$834.49	\$834.48
022-0-110-220	Single Family Detached	3	14,618	1	-	\$834.49	\$834.48
022-0-110-230	Single Family Detached	2	26,665	1	-	\$1,390.81	\$1,390.80
022-0-110-240	Single Family Detached	3	19,100	1	-	\$834.49	\$834.48
022-0-110-250	Single Family Detached	4	8,982	1	-	\$540.56	\$540.56
022-0-110-260	Single Family Detached	4	9,846	1	-	\$540.56	\$540.56
022-0-110-300	Single Family Detached	4	7,475	1	-	\$540.56	\$540.56
022-0-110-320	Single Family Detached	4	7,465	1	-	\$540.56	\$540.56
022-0-110-330	Single Family Detached	4	7,465	1	-	\$540.56	\$540.56
022-0-110-340	Single Family Detached	3	10,909	1	-	\$834.49	\$834.48
022-0-110-350	Single Family Detached	3	10,909	1	-	\$834.49	\$834.48
022-0-110-380	Single Family Detached	4	7,500	1	-	\$540.56	\$540.56
022-0-110-390	Single Family Detached	4	7,500	1	-	\$540.56	\$540.56
022-0-110-400	Single Family Detached	4	7,200	1	-	\$540.56	\$540.56
022-0-110-410	Single Family Detached	4	8,100	1	-	\$540.56	\$540.56
022-0-110-430	Single Family Detached	3	13,778	1	-	\$834.49	\$834.48
022-0-110-440	Single Family Detached	4	7,465	1	-	\$540.56	\$540.56
022-0-110-460	Single Family Detached	4	7,500	1	-	\$540.56	\$540.56
022-0-110-470	Single Family Detached	4	7,500	1	-	\$540.56	\$540.56
022-0-110-480	Single Family Detached	4	8,866	1	-	\$540.56	\$540.56
022-0-110-490	Single Family Detached	4	7,920	1	-	\$540.56	\$540.56
022-0-110-520	Single Family Detached	4	9,000	1	-	\$540.56	\$540.56
022-0-110-530	Single Family Detached	3	11,778	1	-	\$834.49	\$834.48
022-0-110-540	Single Family Detached	4	9,929	2	-	\$1,081.12	\$1,081.12
022-0-110-550	Single Family Detached	4	7,918	1	-	\$540.56	\$540.56
022-0-110-560	Single Family Detached	3	11,714	1	-	\$834.49	\$834.48
022-0-110-570	Single Family Detached	3	14,003	1	-	\$834.49	\$834.48
022-0-120-040	Single Family Detached	2	28,300	1	-	\$1,390.81	\$1,390.80
022-0-120-050	Single Family Detached	3	20,264	1	-	\$834.49	\$834.48
022-0-120-065	Single Family Detached	4	6,815	1	-	\$540.56	\$540.56
022-0-120-075	Single Family Detached	4	8,773	1	-	\$540.56	\$540.56
022-0-120-085	Single Family Detached	4	8,773	1	-	\$540.56	\$540.56
022-0-120-095	Single Family Detached	4	8,773	1	-	\$540.56	\$540.56
022-0-120-105	Single Family Detached	4	8,773	1	-	\$540.56	\$540.56
022-0-120-115	Single Family Detached	4	8,773	1	-	\$540.56	\$540.56

## Exhibit 1

### Casitas Municipal Water District Community Facilities District No. 2013-1 (Ojai) Fiscal Year 2019-2020 Special Tax Levy

Assessor's Parcel Number	Description	Tax Class	Parcel Square Footage	No. of Residential Units	Non- Residential Floor Area	Maximum Special Tax	Approved Special Tax
022-0-120-125	Single Family Detached	4	8,773	1	-	\$540.56	\$540.56
022-0-120-135	Single Family Detached	4	8,773	1	-	\$540.56	\$540.56
022-0-120-145	Single Family Detached	4	8,773	1	-	\$540.56	\$540.56
022-0-120-155	Single Family Detached	4	8,773	1	-	\$540.56	\$540.56
022-0-120-165	Single Family Detached	4	8,773	1	-	\$540.56	\$540.56
022-0-120-175	Single Family Detached	4	8,773	1	-	\$540.56	\$540.56
022-0-120-185	Single Family Detached	4	8,773	1	-	\$540.56	\$540.56
022-0-120-195	Single Family Detached	4	8,773	1	-	\$540.56	\$540.56
022-0-120-205	Single Family Detached	4	8,773	1	-	\$540.56	\$540.56
022-0-120-215	Single Family Detached	4	8,773	1	-	\$540.56	\$540.56
022-0-120-225	Single Family Detached	4	8,773	1	-	\$540.56	\$540.56
022-0-120-235	Single Family Detached	4	8,773	1	-	\$540.56	\$540.56
022-0-120-245	Single Family Detached	4	8,773	1	-	\$540.56	\$540.56
022-0-120-255	Single Family Detached	4	8,773	1	-	\$540.56	\$540.56
022-0-120-265	Single Family Detached	4	8,773	1	-	\$540.56	\$540.56
022-0-120-275	Single Family Detached	4	8,773	1	-	\$540.56	\$540.56
022-0-120-285	Single Family Detached	4	8,773	1	-	\$540.56	\$540.56
022-0-120-290	Single Family Detached	4	6,958	1	-	\$540.56	\$540.56
022-0-120-300	Single Family Detached	3	10,289	1	-	\$834.49	\$834.48
022-0-120-330	Single Family Detached	4	6,431	1	-	\$540.56	\$540.56
022-0-120-340	Single Family Detached	4	6,431	1	-	\$540.56	\$540.56
022-0-120-350	Single Family Detached	4	6,431	1	-	\$540.56	\$540.56
022-0-120-360	Single Family Detached	4	6,431	1	-	\$540.56	\$540.56
022-0-120-370	Single Family Detached	4	6,128	1	-	\$540.56	\$540.56
022-0-120-380	Single Family Detached	4	6,030	1	-	\$540.56	\$540.56
022-0-120-390	Single Family Detached	4	9,003	1	-	\$540.56	\$540.56
022-0-120-400	Single Family Detached	4	9,563	1	-	\$540.56	\$540.56
022-0-120-410	Single Family Detached	4	9,285	1	-	\$540.56	\$540.56
022-0-130-015	Single Family Detached	4	8,520	1	-	\$540.56	\$540.56
022-0-130-025	Single Family Detached	4	8,519	1	-	\$540.56	\$540.56
022-0-130-035	Single Family Detached	4	8,518	1	-	\$540.56	\$540.56
022-0-130-045	Single Family Detached	4	8,516	1	-	\$540.56	\$540.56
022-0-130-055	Single Family Detached	4	8,515	1	-	\$540.56	\$540.56
022-0-130-065	Single Family Detached	4	8,514	1	-	\$540.56	\$540.56
022-0-130-075	Single Family Detached	4	8,513	1	-	\$540.56	\$540.56
022-0-130-085	Single Family Detached	4	8,512	1	-	\$540.56	\$540.56
022-0-130-095	Single Family Detached	4	8,511	1	-	\$540.56	\$540.56
022-0-130-105	Single Family Detached	4	8,510	1	-	\$540.56	\$540.56
022-0-130-115	Single Family Detached	4	8,509	1	-	\$540.56	\$540.56
022-0-130-125	Single Family Detached	4	8,508	1	-	\$540.56	\$540.56
022-0-130-135	Single Family Detached	4	8,507	1	-	\$540.56	\$540.56
022-0-130-145	Single Family Detached	4	8,506	1	-	\$540.56	\$540.56
022-0-130-155	Single Family Detached	4	8,504	1	-	\$540.56	\$540.56
022-0-130-165	Single Family Detached	4	8,503	1	-	\$540.56	\$540.56
022-0-130-175	Single Family Detached	4	8,502	1	-	\$540.56	\$540.56
022-0-130-185	Single Family Detached	4	8,501	1	-	\$540.56	\$540.56

## Exhibit 1

### Casitas Municipal Water District Community Facilities District No. 2013-1 (Ojai) Fiscal Year 2019-2020 Special Tax Levy

Assessor's Parcel Number	Description	Tax Class	Parcel Square Footage	No. of Residential Units	Non- Residential Floor Area	Maximum Special Tax	Approved Special Tax
022-0-130-195	Single Family Detached	4	8,500	1	-	\$540.56	\$540.56
022-0-130-205	Single Family Detached	4	8,499	1	-	\$540.56	\$540.56
022-0-130-215	Single Family Detached	4	8,498	1	-	\$540.56	\$540.56
022-0-130-225	Single Family Detached	4	8,497	1	-	\$540.56	\$540.56
022-0-130-235	Single Family Detached	3	10,208	1	-	\$834.49	\$834.48
022-0-140-030	Single Family Detached	3	12,768	1	-	\$834.49	\$834.48
022-0-140-040	Single Family Detached	3	11,130	1	-	\$834.49	\$834.48
022-0-140-050	Single Family Detached	3	11,130	1	-	\$834.49	\$834.48
022-0-140-060	Single Family Detached	3	11,450	1	-	\$834.49	\$834.48
022-0-140-080	Single Family Detached	4	7,750	1	-	\$540.56	\$540.56
022-0-140-090	Single Family Detached	3	11,950	1	-	\$834.49	\$834.48
022-0-140-100	Single Family Detached	4	7,807	1	-	\$540.56	\$540.56
022-0-140-110	Single Family Detached	4	7,576	1	-	\$540.56	\$540.56
022-0-140-120	Single Family Detached	4	6,907	1	-	\$540.56	\$540.56
022-0-140-140	Single Family Detached	4	8,123	1	-	\$540.56	\$540.56
022-0-140-150	Single Family Detached	4	8,726	1	-	\$540.56	\$540.56
022-0-140-160	Multifamily Attached	6	-	2	-	\$786.06	\$786.04
022-0-140-170	Single Family Detached	3	10,187	1	-	\$834.49	\$834.48
022-0-140-180	Single Family Detached	4	9,837	1	-	\$540.56	\$540.56
022-0-140-190	Single Family Detached	4	8,544	2	-	\$1,081.12	\$1,081.12
022-0-140-200	Single Family Detached	4	8,296	1	-	\$540.56	\$540.56
022-0-140-210	Single Family Detached	4	8,388	1	-	\$540.56	\$540.56
022-0-140-220	Single Family Detached	4	8,175	1	-	\$540.56	\$540.56
022-0-140-230	Multifamily Attached	6	-	6	-	\$2,358.18	\$2,358.12
022-0-140-260	Single Family Detached	4	6,959	1	-	\$540.56	\$540.56
022-0-140-270	Single Family Detached	4	6,000	1	-	\$540.56	\$540.56
022-0-140-290	Single Family Detached	4	5,000	1	-	\$540.56	\$540.56
022-0-140-300	Single Family Detached	4	5,000	1	-	\$540.56	\$540.56
022-0-140-310	Single Family Detached	4	5,814	1	-	\$540.56	\$540.56
022-0-140-320	Single Family Detached	4	6,500	1	-	\$540.56	\$540.56
022-0-140-330	Single Family Detached	4	6,500	1	-	\$540.56	\$540.56
022-0-140-340	Single Family Detached	4	6,500	1	-	\$540.56	\$540.56
022-0-140-350	Single Family Detached	4	6,500	1	-	\$540.56	\$540.56
022-0-140-365	Single Family Detached	4	6,500	1	-	\$540.56	\$540.56
022-0-140-370	Single Family Detached	4	6,500	1	-	\$540.56	\$540.56
022-0-140-380	Single Family Detached	4	6,500	1	-	\$540.56	\$540.56
022-0-140-390	Single Family Detached	4	6,500	1	-	\$540.56	\$540.56
022-0-140-400	Single Family Detached	4	6,500	1	-	\$540.56	\$540.56
022-0-140-410	Single Family Detached	4	6,500	1	-	\$540.56	\$540.56
022-0-140-470	Commercial Property	7	-	-	3,220	\$1,098.66	\$1,098.66
022-0-140-490	Single Family Detached	3	10,047	2	-	\$1,668.98	\$1,668.96
022-0-140-500	Single Family Detached	4	9,490	1	-	\$540.56	\$540.56
022-0-140-510	Multifamily Attached	6	-	3	-	\$1,179.09	\$1,179.06
022-0-140-520	Multifamily Attached	6	-	4	-	\$1,572.12	\$1,572.08
022-0-140-530	Single Family Detached	4	6,705	1	-	\$540.56	\$540.56
022-0-140-540	Single Family Detached	4	6,000	1	-	\$540.56	\$540.56

## Exhibit 1

### Casitas Municipal Water District Community Facilities District No. 2013-1 (Ojai) Fiscal Year 2019-2020 Special Tax Levy

Assessor's Parcel Number	Description	Tax Class	Parcel Square Footage	No. of Residential Units	Non- Residential Floor Area	Maximum Special Tax	Approved Special Tax
022-0-140-550	Single Family Detached	4	6,000	1	-	\$540.56	\$540.56
022-0-140-560	Single Family Detached	4	6,000	1	-	\$540.56	\$540.56
022-0-140-570	Single Family Detached	4	5,878	1	-	\$540.56	\$540.56
022-0-140-580	Single Family Detached	4	5,933	1	-	\$540.56	\$540.56
022-0-140-590	Commercial Property	7	-	-	1,000	\$341.20	\$341.20
022-0-140-600	Commercial Property	7	-	-	730	\$249.08	\$249.08
022-0-140-610	Single Family Detached	4	4,650	1	-	\$540.56	\$540.56
022-0-140-630	Multifamily Attached	6	-	3	-	\$1,179.09	\$1,179.06
022-0-140-640	Commercial Property	7	-	-	1,000	\$341.20	\$341.20
022-0-151-010	Commercial Property	7	-	-	4,302	\$1,467.84	\$1,467.84
022-0-151-020	Single Family Detached	4	6,500	1	-	\$540.56	\$540.56
022-0-151-030	Single Family Detached	4	6,500	1	-	\$540.56	\$540.56
022-0-151-040	Single Family Detached	4	6,500	1	-	\$540.56	\$540.56
022-0-151-050	Single Family Detached	4	6,500	1	-	\$540.56	\$540.56
022-0-151-060	Single Family Detached	4	6,500	1	-	\$540.56	\$540.56
022-0-151-070	Single Family Detached	4	6,500	1	-	\$540.56	\$540.56
022-0-151-080	Single Family Detached	4	6,500	1	-	\$540.56	\$540.56
022-0-151-090	Single Family Detached	4	6,500	1	-	\$540.56	\$540.56
022-0-151-100	Single Family Detached	4	6,500	1	-	\$540.56	\$540.56
022-0-151-110	Single Family Detached	4	6,500	1	-	\$540.56	\$540.56
022-0-151-120	Single Family Detached	4	6,500	1	-	\$540.56	\$540.56
022-0-151-130	Single Family Detached	4	6,500	1	-	\$540.56	\$540.56
022-0-151-140	Single Family Detached	4	6,500	1	-	\$540.56	\$540.56
022-0-151-150	Single Family Detached	4	6,500	1	-	\$540.56	\$540.56
022-0-151-160	Single Family Detached	4	6,500	1	-	\$540.56	\$540.56
022-0-151-170	Single Family Detached	4	6,071	1	-	\$540.56	\$540.56
022-0-151-180	Single Family Detached	4	6,476	1	-	\$540.56	\$540.56
022-0-151-190	Single Family Detached	4	7,500	1	-	\$540.56	\$540.56
022-0-151-200	Single Family Detached	4	7,500	1	-	\$540.56	\$540.56
022-0-151-210	Single Family Detached	4	7,500	1	-	\$540.56	\$540.56
022-0-151-220	Single Family Detached	4	7,500	1	-	\$540.56	\$540.56
022-0-151-230	Single Family Detached	4	7,500	1	-	\$540.56	\$540.56
022-0-151-240	Single Family Detached	4	7,500	1	-	\$540.56	\$540.56
022-0-151-250	Single Family Detached	4	7,500	1	-	\$540.56	\$540.56
022-0-151-260	Single Family Detached	4	7,500	1	-	\$540.56	\$540.56
022-0-151-270	Single Family Detached	4	7,500	1	-	\$540.56	\$540.56
022-0-151-280	Single Family Detached	4	7,500	1	-	\$540.56	\$540.56
022-0-151-290	Single Family Detached	4	7,500	1	-	\$540.56	\$540.56
022-0-151-300	Single Family Detached	4	7,500	1	-	\$540.56	\$540.56
022-0-151-310	Single Family Detached	4	7,500	2	-	\$1,081.12	\$1,081.12
022-0-151-320	Single Family Detached	4	7,500	1	-	\$540.56	\$540.56
022-0-151-330	Single Family Detached	4	7,500	1	-	\$540.56	\$540.56
022-0-151-340	Single Family Detached	3	11,250	1	-	\$834.49	\$834.48
022-0-151-350	Single Family Detached	3	11,250	1	-	\$834.49	\$834.48
022-0-151-360	Commercial Property	7	-	-	1,800	\$614.16	\$614.16
022-0-152-010	Commercial Property	7	-	-	8,236	\$2,810.12	\$2,810.12



## Exhibit 1

### Casitas Municipal Water District Community Facilities District No. 2013-1 (Ojai) Fiscal Year 2019-2020 Special Tax Levy

Assessor's Parcel Number	Description	Tax Class	Parcel Square Footage	No. of Residential Units	Non- Residential Floor Area	Maximum Special Tax	Approved Special Tax
022-0-152-020	Single Family Detached	4	7,500	1	-	\$540.56	\$540.56
022-0-152-030	Single Family Detached	4	7,500	1	-	\$540.56	\$540.56
022-0-152-040	Single Family Detached	4	7,500	1	-	\$540.56	\$540.56
022-0-152-050	Single Family Detached	4	7,500	1	-	\$540.56	\$540.56
022-0-152-070	Single Family Detached	4	7,500	1	-	\$540.56	\$540.56
022-0-152-080	Single Family Detached	4	7,500	1	-	\$540.56	\$540.56
022-0-152-090	Single Family Detached	4	7,500	1	-	\$540.56	\$540.56
022-0-152-100	Single Family Detached	4	7,500	1	-	\$540.56	\$540.56
022-0-152-110	Single Family Detached	4	7,500	1	-	\$540.56	\$540.56
022-0-152-120	Single Family Detached	4	7,500	1	-	\$540.56	\$540.56
022-0-152-130	Single Family Detached	4	7,373	1	-	\$540.56	\$540.56
022-0-152-140	Single Family Detached	4	7,627	1	-	\$540.56	\$540.56
022-0-152-150	Single Family Detached	4	7,500	1	-	\$540.56	\$540.56
022-0-152-160	Single Family Detached	4	7,500	1	-	\$540.56	\$540.56
022-0-152-170	Single Family Detached	4	7,500	1	-	\$540.56	\$540.56
022-0-152-180	Single Family Detached	4	7,500	1	-	\$540.56	\$540.56
022-0-152-190	Single Family Detached	3	10,910	1	-	\$834.49	\$834.48
022-0-152-200	Single Family Detached	3	10,908	1	-	\$834.49	\$834.48
022-0-152-210	Single Family Detached	4	8,702	1	-	\$540.56	\$540.56
022-0-152-220	Single Family Detached	4	8,509	1	-	\$540.56	\$540.56
022-0-152-230	Single Family Detached	4	8,509	2	-	\$1,081.12	\$1,081.12
022-0-152-240	Single Family Detached	4	8,957	1	-	\$540.56	\$540.56
022-0-152-250	Single Family Detached	4	8,957	1	-	\$540.56	\$540.56
022-0-152-280	Single Family Detached	3	10,301	1	-	\$834.49	\$834.48
022-0-152-290	Single Family Detached	3	10,301	1	-	\$834.49	\$834.48
022-0-152-300	Commercial Property	7	-	-	3,857	\$1,316.01	\$1,316.00
022-0-152-310	Commercial Property	7	-	-	1,188	\$405.35	\$405.34
022-0-152-320	Single Family Detached	3	10,400	1	-	\$834.49	\$834.48
022-0-152-330	Single Family Detached	3	10,301	1	-	\$834.49	\$834.48
022-0-152-340	Single Family Detached	3	12,764	1	-	\$834.49	\$834.48
022-0-152-350	Single Family Detached	4	7,912	1	-	\$540.56	\$540.56
022-0-152-360	Single Family Detached	4	7,464	1	-	\$540.56	\$540.56
022-0-152-370	Single Family Detached	4	7,464	1	-	\$540.56	\$540.56
022-0-161-015	Single Family Detached	4	8,773	1	-	\$540.56	\$540.56
022-0-161-025	Single Family Detached	4	8,773	1	-	\$540.56	\$540.56
022-0-161-035	Single Family Detached	4	8,773	1	-	\$540.56	\$540.56
022-0-161-040	Single Family Detached	3	11,301	1	-	\$834.49	\$834.48
022-0-161-060	Single Family Detached	4	9,443	1	-	\$540.56	\$540.56
022-0-161-070	Single Family Detached	4	9,443	1	-	\$540.56	\$540.56
022-0-161-080	Single Family Detached	4	6,295	1	-	\$540.56	\$540.56
022-0-161-090	Single Family Detached	4	6,628	1	-	\$540.56	\$540.56
022-0-161-100	Single Family Detached	4	6,998	1	-	\$540.56	\$540.56
022-0-161-110	Single Family Detached	4	7,320	1	-	\$540.56	\$540.56
022-0-161-120	Single Family Detached	4	7,646	1	-	\$540.56	\$540.56
022-0-161-130	Single Family Detached	4	6,295	1	-	\$540.56	\$540.56
022-0-161-140	Single Family Detached	4	6,295	1	-	\$540.56	\$540.56

## Exhibit 1

### Casitas Municipal Water District Community Facilities District No. 2013-1 (Ojai) Fiscal Year 2019-2020 Special Tax Levy

Assessor's Parcel Number	Description	Tax Class	Parcel Square Footage	No. of Residential Units	Non- Residential Floor Area	Maximum Special Tax	Approved Special Tax
022-0-161-150	Single Family Detached	4	6,295	1	-	\$540.56	\$540.56
022-0-161-160	Single Family Detached	4	6,295	1	-	\$540.56	\$540.56
022-0-161-170	Single Family Detached	3	12,590	1	-	\$834.49	\$834.48
022-0-161-180	Single Family Detached	3	10,018	1	-	\$834.49	\$834.48
022-0-161-195	Single Family Detached	4	8,773	1	-	\$540.56	\$540.56
022-0-161-205	Single Family Detached	4	8,773	1	-	\$540.56	\$540.56
022-0-161-215	Single Family Detached	4	8,773	1	-	\$540.56	\$540.56
022-0-161-225	Single Family Detached	4	8,773	1	-	\$540.56	\$540.56
022-0-161-235	Single Family Detached	4	8,773	1	-	\$540.56	\$540.56
022-0-161-240	Single Family Detached	4	8,092	1	-	\$540.56	\$540.56
022-0-161-250	Single Family Detached	4	6,188	1	-	\$540.56	\$540.56
022-0-161-270	Single Family Detached	4	6,226	1	-	\$540.56	\$540.56
022-0-161-280	Single Family Detached	4	6,240	1	-	\$540.56	\$540.56
022-0-161-290	Single Family Detached	4	6,252	1	-	\$540.56	\$540.56
022-0-161-300	Single Family Detached	4	6,266	1	-	\$540.56	\$540.56
022-0-161-310	Single Family Detached	4	5,025	1	-	\$540.56	\$540.56
022-0-161-320	Single Family Detached	4	5,379	1	-	\$540.56	\$540.56
022-0-161-330	Commercial Property	7	-	-	5,058	\$1,725.79	\$1,725.78
022-0-161-340	Commercial Property	7	-	-	1,693	\$577.65	\$577.64
022-0-161-350	Commercial Property	7	-	-	2,328	\$794.31	\$794.30
022-0-161-370	Commercial Property	7	-	-	2,898	\$988.80	\$988.80
022-0-161-380	Commercial Property	7	-	-	1,707	\$582.43	\$582.42
022-0-161-390	Commercial Property	7	-	-	6,048	\$2,063.58	\$2,063.58
022-0-161-405	Single Family Detached	4	8,773	1	-	\$540.56	\$540.56
022-0-161-415	Commercial Property	7	-	-	3,375	\$1,151.55	\$1,151.54
022-0-161-420	Single Family Detached	4	6,295	1	-	\$540.56	\$540.56
022-0-161-430	Single Family Detached	4	6,295	1	-	\$540.56	\$540.56
022-0-161-440	Single Family Detached	4	6,200	1	-	\$540.56	\$540.56
022-0-161-450	Single Family Detached	4	6,213	1	-	\$540.56	\$540.56
022-0-162-015	Single Family Detached	4	8,521	1	-	\$540.56	\$540.56
022-0-162-035	Single Family Detached	4	8,522	1	-	\$540.56	\$540.56
022-0-162-045	Single Family Detached	4	8,523	1	-	\$540.56	\$540.56
022-0-162-055	Single Family Detached	4	8,524	1	-	\$540.56	\$540.56
022-0-162-065	Single Family Detached	4	8,525	1	-	\$540.56	\$540.56
022-0-162-075	Single Family Detached	4	8,526	1	-	\$540.56	\$540.56
022-0-162-085	Single Family Detached	4	8,527	1	-	\$540.56	\$540.56
022-0-162-095	Single Family Detached	4	8,528	1	-	\$540.56	\$540.56
022-0-162-105	Single Family Detached	4	8,528	1	-	\$540.56	\$540.56
022-0-162-145	Commercial Property	7	-	-	5,407	\$1,844.87	\$1,844.86
022-0-171-015	Single Family Detached	4	8,003	1	-	\$540.56	\$540.56
022-0-171-025	Single Family Detached	4	8,003	1	-	\$540.56	\$540.56
022-0-171-035	Single Family Detached	4	8,003	1	-	\$540.56	\$540.56
022-0-171-045	Single Family Detached	4	8,003	1	-	\$540.56	\$540.56
022-0-171-055	Single Family Detached	4	8,003	1	-	\$540.56	\$540.56
022-0-171-065	Single Family Detached	4	8,003	1	-	\$540.56	\$540.56
022-0-171-075	Single Family Detached	4	8,003	1	-	\$540.56	\$540.56

## Exhibit 1

### Casitas Municipal Water District Community Facilities District No. 2013-1 (Ojai) Fiscal Year 2019-2020 Special Tax Levy

Assessor's Parcel Number	Description	Tax Class	Parcel Square Footage	No. of Residential Units	Non- Residential Floor Area	Maximum Special Tax	Approved Special Tax
022-0-171-085	Single Family Detached	4	8,626	1	-	\$540.56	\$540.56
022-0-172-015	Single Family Detached	4	8,008	1	-	\$540.56	\$540.56
022-0-172-025	Single Family Detached	4	8,008	1	-	\$540.56	\$540.56
022-0-172-035	Single Family Detached	4	8,008	1	-	\$540.56	\$540.56
022-0-172-045	Single Family Detached	4	8,008	1	-	\$540.56	\$540.56
022-0-172-055	Single Family Detached	4	8,008	1	-	\$540.56	\$540.56
022-0-172-065	Single Family Detached	4	8,008	1	-	\$540.56	\$540.56
022-0-172-075	Single Family Detached	4	8,008	1	-	\$540.56	\$540.56
022-0-172-085	Single Family Detached	4	8,631	1	-	\$540.56	\$540.56
022-0-172-095	Single Family Detached	4	8,631	1	-	\$540.56	\$540.56
022-0-172-105	Single Family Detached	4	8,008	1	-	\$540.56	\$540.56
022-0-172-115	Single Family Detached	4	8,008	1	-	\$540.56	\$540.56
022-0-172-125	Single Family Detached	4	8,008	1	-	\$540.56	\$540.56
022-0-172-135	Single Family Detached	4	8,008	1	-	\$540.56	\$540.56
022-0-172-145	Single Family Detached	4	8,008	1	-	\$540.56	\$540.56
022-0-172-155	Single Family Detached	4	8,008	1	-	\$540.56	\$540.56
022-0-172-165	Single Family Detached	4	8,008	1	-	\$540.56	\$540.56
022-0-173-015	Single Family Detached	4	8,008	1	-	\$540.56	\$540.56
022-0-173-025	Single Family Detached	4	8,008	1	-	\$540.56	\$540.56
022-0-173-035	Single Family Detached	4	8,008	1	-	\$540.56	\$540.56
022-0-173-045	Single Family Detached	4	8,008	1	-	\$540.56	\$540.56
022-0-173-055	Single Family Detached	4	8,008	1	-	\$540.56	\$540.56
022-0-173-065	Single Family Detached	4	8,008	1	-	\$540.56	\$540.56
022-0-173-075	Single Family Detached	4	8,008	1	-	\$540.56	\$540.56
022-0-173-085	Single Family Detached	4	8,631	1	-	\$540.56	\$540.56
022-0-181-015	Single Family Detached	4	8,626	1	-	\$540.56	\$540.56
022-0-181-025	Single Family Detached	4	8,003	1	-	\$540.56	\$540.56
022-0-181-035	Single Family Detached	4	8,003	1	-	\$540.56	\$540.56
022-0-181-045	Single Family Detached	4	8,185	1	-	\$540.56	\$540.56
022-0-181-055	Single Family Detached	4	8,185	1	-	\$540.56	\$540.56
022-0-181-065	Single Family Detached	4	8,186	1	-	\$540.56	\$540.56
022-0-181-075	Single Family Detached	4	8,160	1	-	\$540.56	\$540.56
022-0-181-085	Single Family Detached	4	9,378	1	-	\$540.56	\$540.56
022-0-181-095	Single Family Detached	3	13,008	1	-	\$834.49	\$834.48
022-0-181-105	Single Family Detached	3	11,010	1	-	\$834.49	\$834.48
022-0-181-115	Single Family Detached	3	11,088	1	-	\$834.49	\$834.48
022-0-182-015	Single Family Detached	4	8,631	1	-	\$540.56	\$540.56
022-0-182-025	Single Family Detached	4	8,008	1	-	\$540.56	\$540.56
022-0-182-035	Single Family Detached	4	8,008	1	-	\$540.56	\$540.56
022-0-182-045	Single Family Detached	4	8,190	1	-	\$540.56	\$540.56
022-0-182-055	Single Family Detached	4	8,190	1	-	\$540.56	\$540.56
022-0-182-065	Single Family Detached	4	8,190	1	-	\$540.56	\$540.56
022-0-182-075	Single Family Detached	4	9,086	1	-	\$540.56	\$540.56
022-0-182-085	Single Family Detached	4	9,086	1	-	\$540.56	\$540.56
022-0-182-095	Single Family Detached	4	8,190	1	-	\$540.56	\$540.56
022-0-182-105	Single Family Detached	4	8,190	1	-	\$540.56	\$540.56

**Exhibit 1**

**Casitas Municipal Water District  
Community Facilities District No. 2013-1 (Ojai)  
Fiscal Year 2019-2020 Special Tax Levy**

<b>Assessor's Parcel Number</b>	<b>Description</b>	<b>Tax Class</b>	<b>Parcel Square Footage</b>	<b>No. of Residential Units</b>	<b>Non- Residential Floor Area</b>	<b>Maximum Special Tax</b>	<b>Approved Special Tax</b>
022-0-182-115	Single Family Detached	4	8,190	1	-	\$540.56	\$540.56
022-0-182-125	Single Family Detached	4	8,008	1	-	\$540.56	\$540.56
022-0-182-135	Single Family Detached	4	8,008	1	-	\$540.56	\$540.56
022-0-182-145	Single Family Detached	4	8,631	1	-	\$540.56	\$540.56
022-0-183-015	Single Family Detached	4	8,631	1	-	\$540.56	\$540.56
022-0-183-025	Single Family Detached	4	8,008	1	-	\$540.56	\$540.56
022-0-183-035	Single Family Detached	4	8,008	1	-	\$540.56	\$540.56
022-0-183-045	Single Family Detached	4	8,190	1	-	\$540.56	\$540.56
022-0-183-055	Single Family Detached	4	8,190	1	-	\$540.56	\$540.56
022-0-183-065	Single Family Detached	4	8,190	1	-	\$540.56	\$540.56
022-0-183-075	Single Family Detached	4	8,190	1	-	\$540.56	\$540.56
022-0-183-085	Single Family Detached	4	8,190	1	-	\$540.56	\$540.56
022-0-183-095	Single Family Detached	4	8,372	1	-	\$540.56	\$540.56
022-0-183-100	Single Family Detached	3	10,035	1	-	\$834.49	\$834.48
022-0-183-110	Single Family Detached	3	10,035	1	-	\$834.49	\$834.48
022-0-183-120	Single Family Detached	3	10,035	1	-	\$834.49	\$834.48
022-0-184-010	Single Family Detached	3	10,224	1	-	\$834.49	\$834.48
022-0-184-020	Single Family Detached	3	10,300	1	-	\$834.49	\$834.48
022-0-184-030	Single Family Detached	3	11,150	1	-	\$834.49	\$834.48
022-0-184-040	Single Family Detached	3	10,000	1	-	\$834.49	\$834.48
022-0-184-050	Single Family Detached	3	10,000	1	-	\$834.49	\$834.48
022-0-184-060	Single Family Detached	3	10,000	1	-	\$834.49	\$834.48
022-0-184-070	Single Family Detached	3	11,150	1	-	\$834.49	\$834.48
022-0-184-080	Single Family Detached	3	10,300	1	-	\$834.49	\$834.48
022-0-184-090	Single Family Detached	3	10,002	1	-	\$834.49	\$834.48
022-0-185-010	Single Family Detached	3	10,035	1	-	\$834.49	\$834.48
022-0-185-020	Single Family Detached	3	10,035	1	-	\$834.49	\$834.48
022-0-185-030	Single Family Detached	3	10,035	1	-	\$834.49	\$834.48
022-0-191-015	Single Family Detached	4	8,169	1	-	\$540.56	\$540.56
022-0-191-025	Single Family Detached	3	12,333	1	-	\$834.49	\$834.48
022-0-191-035	Single Family Detached	3	11,092	1	-	\$834.49	\$834.48
022-0-191-045	Single Family Detached	3	10,018	1	-	\$834.49	\$834.48
022-0-191-055	Single Family Detached	3	11,183	1	-	\$834.49	\$834.48
022-0-192-015	Single Family Detached	4	8,250	1	-	\$540.56	\$540.56
022-0-192-025	Single Family Detached	3	10,950	1	-	\$834.49	\$834.48
022-0-192-035	Single Family Detached	3	14,967	1	-	\$834.49	\$834.48
022-0-192-045	Single Family Detached	4	9,100	1	-	\$540.56	\$540.56
022-0-192-055	Single Family Detached	4	9,400	1	-	\$540.56	\$540.56
022-0-192-065	Single Family Detached	3	10,450	1	-	\$834.49	\$834.48
022-0-192-075	Single Family Detached	4	8,850	1	-	\$540.56	\$540.56
022-0-192-085	Single Family Detached	4	8,629	1	-	\$540.56	\$540.56
022-0-192-095	Single Family Detached	4	8,500	1	-	\$540.56	\$540.56
022-0-192-105	Single Family Detached	4	9,722	1	-	\$540.56	\$540.56
022-0-192-115	Single Family Detached	4	8,800	1	-	\$540.56	\$540.56
022-0-192-125	Single Family Detached	4	9,600	1	-	\$540.56	\$540.56
022-0-192-135	Single Family Detached	4	8,659	1	-	\$540.56	\$540.56

**Exhibit 1**

**Casitas Municipal Water District  
Community Facilities District No. 2013-1 (Ojai)  
Fiscal Year 2019-2020 Special Tax Levy**

<b>Assessor's Parcel Number</b>	<b>Description</b>	<b>Tax Class</b>	<b>Parcel Square Footage</b>	<b>No. of Residential Units</b>	<b>Non- Residential Floor Area</b>	<b>Maximum Special Tax</b>	<b>Approved Special Tax</b>
022-0-192-145	Single Family Detached	4	8,000	1	-	\$540.56	\$540.56
022-0-192-150	Single Family Detached	4	8,000	1	-	\$540.56	\$540.56
022-0-192-160	Single Family Detached	4	8,000	1	-	\$540.56	\$540.56
022-0-192-170	Single Family Detached	4	8,000	1	-	\$540.56	\$540.56
022-0-192-180	Single Family Detached	4	8,000	1	-	\$540.56	\$540.56
022-0-192-190	Single Family Detached	4	8,103	1	-	\$540.56	\$540.56
022-0-192-205	Single Family Detached	4	8,103	1	-	\$540.56	\$540.56
022-0-192-215	Single Family Detached	4	8,000	1	-	\$540.56	\$540.56
022-0-192-225	Single Family Detached	4	8,050	1	-	\$540.56	\$540.56
022-0-192-245	Single Family Detached	4	9,958	1	-	\$540.56	\$540.56
022-0-192-255	Single Family Detached	4	8,876	1	-	\$540.56	\$540.56
022-0-192-265	Single Family Detached	4	9,880	1	-	\$540.56	\$540.56
022-0-192-275	Single Family Detached	3	17,367	1	-	\$834.49	\$834.48
022-0-192-285	Single Family Detached	3	16,750	1	-	\$834.49	\$834.48
022-0-192-295	Single Family Detached	4	8,600	1	-	\$540.56	\$540.56
022-0-192-305	Single Family Detached	4	8,322	1	-	\$540.56	\$540.56
022-0-192-315	Single Family Detached	4	8,433	1	-	\$540.56	\$540.56
022-0-192-325	Single Family Detached	4	8,545	1	-	\$540.56	\$540.56
022-0-192-335	Single Family Detached	4	8,657	1	-	\$540.56	\$540.56
022-0-192-345	Single Family Detached	4	9,100	1	-	\$540.56	\$540.56
022-0-192-355	Single Family Detached	3	15,250	1	-	\$834.49	\$834.48
022-0-192-365	Single Family Detached	4	9,000	1	-	\$540.56	\$540.56
022-0-192-375	Single Family Detached	4	8,010	1	-	\$540.56	\$540.56
022-0-192-385	Single Family Detached	4	8,010	1	-	\$540.56	\$540.56
022-0-192-395	Single Family Detached	4	8,010	1	-	\$540.56	\$540.56
022-0-192-405	Single Family Detached	4	8,010	1	-	\$540.56	\$540.56
022-0-192-415	Single Family Detached	4	8,010	1	-	\$540.56	\$540.56
022-0-192-425	Single Family Detached	4	7,962	1	-	\$540.56	\$540.56
022-0-193-015	Single Family Detached	4	8,100	1	-	\$540.56	\$540.56
022-0-193-025	Single Family Detached	4	8,150	1	-	\$540.56	\$540.56
022-0-193-035	Single Family Detached	4	8,000	1	-	\$540.56	\$540.56
022-0-193-045	Single Family Detached	4	8,000	1	-	\$540.56	\$540.56
022-0-193-055	Single Family Detached	4	8,000	1	-	\$540.56	\$540.56
022-0-193-060	Single Family Detached	4	7,952	1	-	\$540.56	\$540.56
022-0-193-075	Single Family Detached	4	7,952	1	-	\$540.56	\$540.56
022-0-193-080	Single Family Detached	4	8,000	1	-	\$540.56	\$540.56
022-0-193-095	Single Family Detached	4	8,000	1	-	\$540.56	\$540.56
022-0-193-105	Single Family Detached	4	8,000	1	-	\$540.56	\$540.56
022-0-194-015	Single Family Detached	4	8,300	1	-	\$540.56	\$540.56
022-0-194-025	Single Family Detached	4	8,300	1	-	\$540.56	\$540.56
022-0-194-035	Single Family Detached	4	8,006	1	-	\$540.56	\$540.56
022-0-194-045	Single Family Detached	4	8,006	1	-	\$540.56	\$540.56
022-0-194-055	Single Family Detached	4	8,006	1	-	\$540.56	\$540.56
022-0-194-065	Single Family Detached	4	8,006	1	-	\$540.56	\$540.56
022-0-194-075	Single Family Detached	4	8,006	1	-	\$540.56	\$540.56
022-0-194-080	Single Family Detached	4	8,006	1	-	\$540.56	\$540.56

## Exhibit 1

### Casitas Municipal Water District Community Facilities District No. 2013-1 (Ojai) Fiscal Year 2019-2020 Special Tax Levy

Assessor's Parcel Number	Description	Tax Class	Parcel Square Footage	No. of Residential Units	Non- Residential Floor Area	Maximum Special Tax	Approved Special Tax
022-0-194-095	Single Family Detached	4	7,958	1	-	\$540.56	\$540.56
022-0-194-105	Single Family Detached	4	7,958	1	-	\$540.56	\$540.56
022-0-194-110	Single Family Detached	4	8,006	1	-	\$540.56	\$540.56
022-0-194-120	Single Family Detached	4	8,006	1	-	\$540.56	\$540.56
022-0-194-130	Single Family Detached	4	8,006	1	-	\$540.56	\$540.56
022-0-194-145	Single Family Detached	4	8,006	1	-	\$540.56	\$540.56
022-0-194-155	Single Family Detached	4	8,006	1	-	\$540.56	\$540.56
022-0-194-165	Single Family Detached	4	8,006	1	-	\$540.56	\$540.56
022-0-195-010	Single Family Detached	4	8,001	1	-	\$540.56	\$540.56
022-0-195-020	Single Family Detached	4	8,027	1	-	\$540.56	\$540.56
022-0-195-030	Single Family Detached	4	8,150	1	-	\$540.56	\$540.56
022-0-195-045	Single Family Detached	3	13,400	1	-	\$834.49	\$834.48
022-0-195-055	Single Family Detached	4	8,400	1	-	\$540.56	\$540.56
022-0-196-015	Single Family Detached	4	8,225	1	-	\$540.56	\$540.56
022-0-196-020	Single Family Detached	4	8,003	1	-	\$540.56	\$540.56
022-0-196-030	Single Family Detached	4	8,003	1	-	\$540.56	\$540.56
022-0-196-040	Single Family Detached	4	8,003	1	-	\$540.56	\$540.56
022-0-196-050	Single Family Detached	4	8,003	1	-	\$540.56	\$540.56
022-0-196-060	Single Family Detached	4	8,003	1	-	\$540.56	\$540.56
022-0-196-070	Single Family Detached	4	8,003	1	-	\$540.56	\$540.56
022-0-196-080	Single Family Detached	4	8,003	1	-	\$540.56	\$540.56
022-0-196-090	Single Family Detached	4	8,001	1	-	\$540.56	\$540.56
022-0-200-035	Single Family Detached	4	7,985	1	-	\$540.56	\$540.56
022-0-200-045	Single Family Detached	4	8,128	1	-	\$540.56	\$540.56
022-0-200-055	Single Family Detached	4	8,128	1	-	\$540.56	\$540.56
022-0-200-065	Single Family Detached	4	8,128	1	-	\$540.56	\$540.56
022-0-200-075	Single Family Detached	4	8,084	1	-	\$540.56	\$540.56
022-0-200-085	Single Family Detached	4	8,091	1	-	\$540.56	\$540.56
022-0-200-095	Single Family Detached	4	8,173	1	-	\$540.56	\$540.56
022-0-200-105	Single Family Detached	4	8,173	1	-	\$540.56	\$540.56
022-0-200-115	Single Family Detached	4	8,173	1	-	\$540.56	\$540.56
022-0-200-125	Single Family Detached	4	8,173	1	-	\$540.56	\$540.56
022-0-200-135	Single Family Detached	4	8,173	1	-	\$540.56	\$540.56
022-0-200-145	Single Family Detached	4	8,173	1	-	\$540.56	\$540.56
022-0-200-155	Single Family Detached	4	8,173	1	-	\$540.56	\$540.56
022-0-200-165	Single Family Detached	4	8,173	1	-	\$540.56	\$540.56
022-0-200-175	Single Family Detached	4	8,315	1	-	\$540.56	\$540.56
022-0-200-185	Single Family Detached	4	7,862	1	-	\$540.56	\$540.56
022-0-200-195	Single Family Detached	4	8,001	1	-	\$540.56	\$540.56
022-0-200-205	Single Family Detached	4	8,001	1	-	\$540.56	\$540.56
022-0-200-215	Single Family Detached	4	8,001	1	-	\$540.56	\$540.56
022-0-200-225	Single Family Detached	4	8,194	1	-	\$540.56	\$540.56
022-0-200-235	Single Family Detached	4	7,750	1	-	\$540.56	\$540.56
022-0-200-245	Single Family Detached	4	9,750	1	-	\$540.56	\$540.56
022-0-200-255	Single Family Detached	4	8,150	1	-	\$540.56	\$540.56
022-0-200-265	Single Family Detached	4	9,750	1	-	\$540.56	\$540.56

## Exhibit 1

### Casitas Municipal Water District Community Facilities District No. 2013-1 (Ojai) Fiscal Year 2019-2020 Special Tax Levy

Assessor's Parcel Number	Description	Tax Class	Parcel Square Footage	No. of Residential Units	Non- Residential Floor Area	Maximum Special Tax	Approved Special Tax
022-0-200-275	Single Family Detached	4	7,750	1	-	\$540.56	\$540.56
022-0-200-285	Single Family Detached	4	8,060	1	-	\$540.56	\$540.56
022-0-200-295	Single Family Detached	4	8,070	1	-	\$540.56	\$540.56
022-0-200-305	Single Family Detached	4	8,146	1	-	\$540.56	\$540.56
022-0-200-315	Single Family Detached	4	8,279	1	-	\$540.56	\$540.56
022-0-200-325	Single Family Detached	4	8,412	1	-	\$540.56	\$540.56
022-0-200-335	Single Family Detached	4	8,483	1	-	\$540.56	\$540.56
022-0-200-345	Single Family Detached	4	8,000	1	-	\$540.56	\$540.56
022-0-200-355	Single Family Detached	4	8,000	1	-	\$540.56	\$540.56
022-0-200-365	Single Family Detached	4	8,000	1	-	\$540.56	\$540.56
022-0-200-375	Single Family Detached	4	8,000	1	-	\$540.56	\$540.56
022-0-200-385	Single Family Detached	4	8,000	1	-	\$540.56	\$540.56
022-0-200-395	Single Family Detached	4	8,000	1	-	\$540.56	\$540.56
022-0-200-405	Single Family Detached	4	8,085	1	-	\$540.56	\$540.56
022-0-200-415	Single Family Detached	4	7,916	1	-	\$540.56	\$540.56
022-0-200-425	Single Family Detached	4	8,000	1	-	\$540.56	\$540.56
022-0-200-435	Single Family Detached	4	8,000	1	-	\$540.56	\$540.56
022-0-200-445	Single Family Detached	4	8,000	1	-	\$540.56	\$540.56
022-0-200-455	Single Family Detached	4	8,000	1	-	\$540.56	\$540.56
022-0-200-465	Single Family Detached	4	8,000	1	-	\$540.56	\$540.56
022-0-200-475	Single Family Detached	4	8,000	1	-	\$540.56	\$540.56
022-0-200-485	Single Family Detached	4	8,000	1	-	\$540.56	\$540.56
022-0-200-495	Single Family Detached	4	8,000	1	-	\$540.56	\$540.56
022-0-200-505	Single Family Detached	4	8,085	1	-	\$540.56	\$540.56
022-0-200-525	Single Family Detached	4	7,952	1	-	\$540.56	\$540.56
022-0-200-535	Single Family Detached	4	9,585	1	-	\$540.56	\$540.56
022-0-210-170	Single Family Detached	3	11,429	1	-	\$834.49	\$834.48
022-0-210-180	Single Family Detached	2	26,021	1	-	\$1,390.81	\$1,390.80
022-0-210-190	Single Family Detached	3	13,556	1	-	\$834.49	\$834.48
022-0-210-200	Single Family Detached	3	12,626	1	-	\$834.49	\$834.48
022-0-210-210	Single Family Detached	1	43,560	1	-	\$2,357.06	\$2,357.06
022-0-210-245	Single Family Detached	1	364,030	1	-	\$2,357.06	\$2,357.06
023-0-010-010	Single Family Detached	2	32,673	1	-	\$1,390.81	\$1,390.80
023-0-010-080	Single Family Detached	2	32,500	1	-	\$1,390.81	\$1,390.80
023-0-010-100	Single Family Detached	2	38,850	1	-	\$1,390.81	\$1,390.80
023-0-010-120	Single Family Detached	2	39,361	1	-	\$1,390.81	\$1,390.80
023-0-020-010	Commercial Property	7	-	-	3,065	\$1,045.78	\$1,045.78
023-0-020-020	Single Family Detached	2	31,940	1	-	\$1,390.81	\$1,390.80
023-0-020-030	Single Family Detached	2	32,053	1	-	\$1,390.81	\$1,390.80
023-0-020-050	Single Family Detached	2	32,279	1	-	\$1,390.81	\$1,390.80
023-0-020-060	Single Family Detached	2	23,292	1	-	\$1,390.81	\$1,390.80
023-0-020-080	Single Family Detached	2	32,500	1	-	\$1,390.81	\$1,390.80
023-0-020-100	Single Family Detached	2	32,500	1	-	\$1,390.81	\$1,390.80
023-0-020-130	Single Family Detached	2	32,500	1	-	\$1,390.81	\$1,390.80
023-0-020-150	Single Family Detached	2	32,500	1	-	\$1,390.81	\$1,390.80
023-0-020-160	Single Family Detached	2	32,500	1	-	\$1,390.81	\$1,390.80

## Exhibit 1

### Casitas Municipal Water District Community Facilities District No. 2013-1 (Ojai) Fiscal Year 2019-2020 Special Tax Levy

Assessor's Parcel Number	Description	Tax Class	Parcel Square Footage	No. of Residential Units	Non- Residential Floor Area	Maximum Special Tax	Approved Special Tax
023-0-020-170	Commercial Property	7	-	-	21,998	\$7,505.72	\$7,505.72
023-0-020-180	Single Family Detached	3	16,250	1	-	\$834.49	\$834.48
023-0-020-200	Single Family Detached	2	33,813	1	-	\$1,390.81	\$1,390.80
023-0-030-020	Single Family Detached	3	15,580	1	-	\$834.49	\$834.48
023-0-030-030	Single Family Detached	3	15,580	1	-	\$834.49	\$834.48
023-0-030-040	Commercial Property	7	-	-	19,515	\$6,658.52	\$6,658.52
023-0-030-050	Single Family Detached	1	45,738	1	-	\$2,357.06	\$2,357.06
023-0-030-060	Single Family Detached	2	24,162	1	-	\$1,390.81	\$1,390.80
023-0-030-140	Commercial Property	7	-	-	4,413	\$1,505.72	\$1,505.72
023-0-030-150	Multifamily Attached	6	-	12	-	\$4,716.36	\$4,716.24
023-0-030-180	Commercial Property	7	-	-	8,115	\$2,768.84	\$2,768.84
023-0-030-190	Commercial Property	7	-	-	3,008	\$1,026.33	\$1,026.32
023-0-040-040	Single Family Detached	3	13,825	1	-	\$834.49	\$834.48
023-0-040-060	Single Family Detached	2	29,850	1	-	\$1,390.81	\$1,390.80
023-0-050-010	Single Family Detached	1	47,916	1	-	\$2,357.06	\$2,357.06
023-0-050-020	Single Family Detached	1	47,916	1	-	\$2,357.06	\$2,357.06
023-0-050-080	Single Family Detached	1	75,358	1	-	\$2,357.06	\$2,357.06
023-0-050-130	Single Family Detached	1	71,002	1	-	\$2,357.06	\$2,357.06
023-0-061-040	Commercial Property	7	-	-	1,670	\$569.80	\$569.80
023-0-061-050	Single Family Detached	4	7,537	1	-	\$540.56	\$540.56
023-0-061-080	Single Family Detached	4	5,674	1	-	\$540.56	\$540.56
023-0-061-090	Single Family Detached	4	6,750	1	-	\$540.56	\$540.56
023-0-061-100	Single Family Detached	4	5,300	1	-	\$540.56	\$540.56
023-0-061-110	Single Family Detached	4	8,059	1	-	\$540.56	\$540.56
023-0-061-120	Single Family Detached	4	7,504	1	-	\$540.56	\$540.56
023-0-061-130	Single Family Detached	4	7,226	1	-	\$540.56	\$540.56
023-0-061-140	Single Family Detached	4	6,948	1	-	\$540.56	\$540.56
023-0-061-150	Single Family Detached	3	13,062	1	-	\$834.49	\$834.48
023-0-061-160	Commercial Property	7	-	-	1,388	\$473.59	\$473.58
023-0-061-170	Single Family Detached	4	6,988	1	-	\$540.56	\$540.56
023-0-061-210	Commercial Property	7	-	-	2,708	\$923.97	\$923.96
023-0-061-220	Single Family Detached	4	7,781	1	-	\$540.56	\$540.56
023-0-061-230	Commercial Property	7	-	-	3,144	\$1,072.73	\$1,072.72
023-0-061-250	Single Family Detached	4	6,114	1	-	\$540.56	\$540.56
023-0-061-260	Single Family Detached	4	5,836	1	-	\$540.56	\$540.56
023-0-061-270	Commercial Property	7	-	-	2,062	\$703.55	\$703.54
023-0-061-280	Commercial Property	7	-	-	1,397	\$476.66	\$476.66
023-0-062-010	Single Family Detached	3	12,952	1	-	\$834.49	\$834.48
023-0-062-020	Single Family Detached	4	8,022	1	-	\$540.56	\$540.56
023-0-062-030	Single Family Detached	4	7,868	1	-	\$540.56	\$540.56
023-0-062-040	Single Family Detached	4	7,713	1	-	\$540.56	\$540.56
023-0-062-050	Single Family Detached	4	7,559	1	-	\$540.56	\$540.56
023-0-062-060	Single Family Detached	4	9,800	1	-	\$540.56	\$540.56
023-0-062-070	Single Family Detached	4	9,700	1	-	\$540.56	\$540.56
023-0-062-080	Single Family Detached	4	6,176	1	-	\$540.56	\$540.56
023-0-062-090	Single Family Detached	4	6,390	1	-	\$540.56	\$540.56



## Exhibit 1

### Casitas Municipal Water District Community Facilities District No. 2013-1 (Ojai) Fiscal Year 2019-2020 Special Tax Levy

Assessor's Parcel Number	Description	Tax Class	Parcel Square Footage	No. of Residential Units	Non- Residential Floor Area	Maximum Special Tax	Approved Special Tax
023-0-062-100	Single Family Detached	4	6,745	1	-	\$540.56	\$540.56
023-0-062-110	Single Family Detached	4	7,246	1	-	\$540.56	\$540.56
023-0-062-120	Single Family Detached	2	22,900	1	-	\$1,390.81	\$1,390.80
023-0-062-130	Single Family Detached	4	9,200	1	-	\$540.56	\$540.56
023-0-062-150	Single Family Detached	4	7,500	1	-	\$540.56	\$540.56
023-0-062-160	Single Family Detached	4	7,500	1	-	\$540.56	\$540.56
023-0-062-170	Single Family Detached	4	7,500	2	-	\$1,081.12	\$1,081.12
023-0-062-240	Single Family Detached	4	4,256	1	-	\$540.56	\$540.56
023-0-062-250	Single Family Detached	4	7,492	1	-	\$540.56	\$540.56
023-0-062-270	Single Family Detached	4	7,500	1	-	\$540.56	\$540.56
023-0-063-060	Single Family Detached	4	6,736	1	-	\$540.56	\$540.56
023-0-063-070	Single Family Detached	4	5,819	1	-	\$540.56	\$540.56
023-0-063-080	Single Family Detached	4	8,088	1	-	\$540.56	\$540.56
023-0-063-140	Commercial Property	7	-	-	5,296	\$1,807.00	\$1,807.00
023-0-063-170	Commercial Property	7	-	-	5,107	\$1,742.51	\$1,742.50
023-0-063-220	Single Family Detached	4	7,800	1	-	\$540.56	\$540.56
023-0-063-230	Commercial Property	7	-	-	2,100	\$716.52	\$716.52
023-0-063-240	Single Family Detached	4	7,075	1	-	\$540.56	\$540.56
023-0-071-030	Single Family Detached	2	22,500	2	-	\$2,781.62	\$2,781.60
023-0-071-050	Single Family Detached	4	7,500	1	-	\$540.56	\$540.56
023-0-072-020	Single Family Detached	4	7,500	1	-	\$540.56	\$540.56
023-0-072-030	Single Family Detached	4	7,500	1	-	\$540.56	\$540.56
023-0-072-040	Single Family Detached	4	7,500	1	-	\$540.56	\$540.56
023-0-072-050	Single Family Detached	3	11,250	2	-	\$1,668.98	\$1,668.96
023-0-072-060	Single Family Detached	2	22,500	1	-	\$1,390.81	\$1,390.80
023-0-073-010	Single Family Detached	4	6,000	1	-	\$540.56	\$540.56
023-0-073-020	Single Family Detached	4	5,500	1	-	\$540.56	\$540.56
023-0-073-030	Single Family Detached	4	5,500	1	-	\$540.56	\$540.56
023-0-073-050	Single Family Detached	4	6,195	1	-	\$540.56	\$540.56
023-0-073-060	Single Family Detached	4	5,725	1	-	\$540.56	\$540.56
023-0-073-070	Single Family Detached	4	5,433	1	-	\$540.56	\$540.56
023-0-073-080	Single Family Detached	4	5,175	1	-	\$540.56	\$540.56
023-0-073-090	Single Family Detached	4	5,400	1	-	\$540.56	\$540.56
023-0-073-100	Single Family Detached	4	5,500	1	-	\$540.56	\$540.56
023-0-073-110	Single Family Detached	4	6,376	1	-	\$540.56	\$540.56
023-0-074-010	Single Family Detached	3	11,250	1	-	\$834.49	\$834.48
023-0-074-020	Single Family Detached	3	18,750	1	-	\$834.49	\$834.48
023-0-074-030	Commercial Property	7	-	-	4,964	\$1,693.72	\$1,693.72
023-0-074-050	Single Family Detached	3	18,000	1	-	\$834.49	\$834.48
023-0-074-060	Single Family Detached	4	9,000	1	-	\$540.56	\$540.56
023-0-074-070	Single Family Detached	3	18,000	1	-	\$834.49	\$834.48
023-0-075-185	Condominium	5	-	1	-	\$458.35	\$458.34
023-0-075-195	Condominium	5	-	1	-	\$458.35	\$458.34
023-0-075-205	Condominium	5	-	1	-	\$458.35	\$458.34
023-0-075-220	Commercial Property	7	-	-	1,532	\$522.72	\$522.72
023-0-076-020	Commercial Property	7	-	-	21,040	\$7,178.85	\$7,178.84

## Exhibit 1

### Casitas Municipal Water District Community Facilities District No. 2013-1 (Ojai) Fiscal Year 2019-2020 Special Tax Levy

Assessor's Parcel Number	Description	Tax Class	Parcel Square Footage	No. of Residential Units	Non- Residential Floor Area	Maximum Special Tax	Approved Special Tax
023-0-077-040	Commercial Property	7	-	-	2,406	\$820.93	\$820.92
023-0-077-050	Commercial Property	7	-	-	6,076	\$2,073.13	\$2,073.12
023-0-077-060	Commercial Property	7	-	-	1,990	\$678.99	\$678.98
023-0-077-070	Commercial Property	7	-	-	2,329	\$794.65	\$794.64
023-0-077-080	Commercial Property	7	-	-	1,539	\$525.11	\$525.10
023-0-081-010	Single Family Detached	3	13,850	1	-	\$834.49	\$834.48
023-0-081-020	Single Family Detached	4	6,496	1	-	\$540.56	\$540.56
023-0-081-030	Single Family Detached	4	5,850	1	-	\$540.56	\$540.56
023-0-081-040	Single Family Detached	4	5,850	1	-	\$540.56	\$540.56
023-0-081-050	Single Family Detached	4	5,850	1	-	\$540.56	\$540.56
023-0-081-060	Single Family Detached	4	5,850	1	-	\$540.56	\$540.56
023-0-081-070	Single Family Detached	4	6,000	1	-	\$540.56	\$540.56
023-0-081-080	Single Family Detached	4	7,200	1	-	\$540.56	\$540.56
023-0-081-090	Single Family Detached	4	5,850	1	-	\$540.56	\$540.56
023-0-081-100	Single Family Detached	4	5,850	1	-	\$540.56	\$540.56
023-0-081-110	Single Family Detached	4	5,850	1	-	\$540.56	\$540.56
023-0-081-120	Single Family Detached	4	5,850	1	-	\$540.56	\$540.56
023-0-081-130	Single Family Detached	3	11,750	1	-	\$834.49	\$834.48
023-0-081-145	Single Family Detached	4	9,100	1	-	\$540.56	\$540.56
023-0-081-150	Single Family Detached	3	19,600	1	-	\$834.49	\$834.48
023-0-081-160	Single Family Detached	3	20,450	1	-	\$834.49	\$834.48
023-0-081-300	Single Family Detached	3	19,800	1	-	\$834.49	\$834.48
023-0-081-315	Single Family Detached	3	17,900	1	-	\$834.49	\$834.48
023-0-081-325	Single Family Detached	3	13,900	1	-	\$834.49	\$834.48
023-0-081-335	Single Family Detached	3	16,400	1	-	\$834.49	\$834.48
023-0-081-345	Single Family Detached	2	26,300	1	-	\$1,390.81	\$1,390.80
023-0-081-355	Single Family Detached	2	36,700	1	-	\$1,390.81	\$1,390.80
023-0-081-365	Single Family Detached	3	12,400	1	-	\$834.49	\$834.48
023-0-081-370	Single Family Detached	3	10,300	1	-	\$834.49	\$834.48
023-0-081-400	Single Family Detached	3	10,856	1	-	\$834.49	\$834.48
023-0-081-410	Single Family Detached	3	10,500	1	-	\$834.49	\$834.48
023-0-081-420	Single Family Detached	3	12,150	1	-	\$834.49	\$834.48
023-0-081-430	Single Family Detached	3	13,420	1	-	\$834.49	\$834.48
023-0-081-440	Single Family Detached	3	12,786	1	-	\$834.49	\$834.48
023-0-081-450	Single Family Detached	3	12,152	1	-	\$834.49	\$834.48
023-0-081-460	Single Family Detached	3	10,800	1	-	\$834.49	\$834.48
023-0-082-010	Single Family Detached	4	8,250	1	-	\$540.56	\$540.56
023-0-082-020	Single Family Detached	4	8,560	1	-	\$540.56	\$540.56
023-0-082-030	Single Family Detached	4	8,414	1	-	\$540.56	\$540.56
023-0-082-040	Single Family Detached	4	8,220	1	-	\$540.56	\$540.56
023-0-082-050	Single Family Detached	3	10,050	1	-	\$834.49	\$834.48
023-0-082-070	Single Family Detached	3	15,100	1	-	\$834.49	\$834.48
023-0-082-105	Single Family Detached	3	11,524	1	-	\$834.49	\$834.48
023-0-082-120	Single Family Detached	3	17,339	1	-	\$834.49	\$834.48
023-0-082-130	Single Family Detached	3	19,650	1	-	\$834.49	\$834.48
023-0-083-010	Single Family Detached	3	10,568	1	-	\$834.49	\$834.48

## Exhibit 1

### Casitas Municipal Water District Community Facilities District No. 2013-1 (Ojai) Fiscal Year 2019-2020 Special Tax Levy

Assessor's Parcel Number	Description	Tax Class	Parcel Square Footage	No. of Residential Units	Non- Residential Floor Area	Maximum Special Tax	Approved Special Tax
023-0-083-020	Single Family Detached	3	10,000	1	-	\$834.49	\$834.48
023-0-083-030	Single Family Detached	3	10,300	1	-	\$834.49	\$834.48
023-0-083-040	Single Family Detached	3	13,400	1	-	\$834.49	\$834.48
023-0-083-050	Single Family Detached	4	7,854	1	-	\$540.56	\$540.56
023-0-083-060	Single Family Detached	4	8,500	1	-	\$540.56	\$540.56
023-0-083-070	Single Family Detached	4	7,262	1	-	\$540.56	\$540.56
023-0-083-080	Single Family Detached	4	5,850	1	-	\$540.56	\$540.56
023-0-083-090	Single Family Detached	4	5,850	1	-	\$540.56	\$540.56
023-0-083-100	Single Family Detached	4	5,850	1	-	\$540.56	\$540.56
023-0-083-110	Single Family Detached	4	5,850	1	-	\$540.56	\$540.56
023-0-083-120	Single Family Detached	4	5,850	1	-	\$540.56	\$540.56
023-0-083-130	Single Family Detached	4	6,750	1	-	\$540.56	\$540.56
023-0-083-140	Single Family Detached	4	6,550	1	-	\$540.56	\$540.56
023-0-083-150	Single Family Detached	4	5,525	1	-	\$540.56	\$540.56
023-0-090-040	Single Family Detached	4	9,105	1	-	\$540.56	\$540.56
023-0-090-060	Single Family Detached	2	23,250	1	-	\$1,390.81	\$1,390.80
023-0-090-080	Single Family Detached	2	36,080	1	-	\$1,390.81	\$1,390.80
023-0-090-140	Single Family Detached	3	11,128	1	-	\$834.49	\$834.48
023-0-090-150	Multifamily Attached	6	-	2	-	\$786.06	\$786.04
023-0-090-235	Single Family Detached	4	9,674	1	-	\$540.56	\$540.56
023-0-090-295	Single Family Detached	4	9,955	1	-	\$540.56	\$540.56
023-0-090-305	Single Family Detached	3	10,125	1	-	\$834.49	\$834.48
023-0-090-310	Single Family Detached	3	21,453	1	-	\$834.49	\$834.48
023-0-090-320	Single Family Detached	2	42,681	1	-	\$1,390.81	\$1,390.80
023-0-090-330	Single Family Detached	3	14,483	1	-	\$834.49	\$834.48
023-0-090-345	Single Family Detached	2	31,871	1	-	\$1,390.81	\$1,390.80
023-0-100-040	Commercial Property	7	-	-	2,002	\$683.08	\$683.08
023-0-100-050	Commercial Property	7	-	-	1,482	\$505.66	\$505.66
023-0-100-060	Commercial Property	7	-	-	7,380	\$2,518.06	\$2,518.06
023-0-100-080	Commercial Property	7	-	-	4,999	\$1,705.66	\$1,705.66
023-0-100-140	Single Family Detached	4	7,500	1	-	\$540.56	\$540.56
023-0-100-150	Single Family Detached	4	6,000	1	-	\$540.56	\$540.56
023-0-100-160	Single Family Detached	4	6,700	1	-	\$540.56	\$540.56
023-0-100-170	Single Family Detached	4	7,700	1	-	\$540.56	\$540.56
023-0-100-180	Single Family Detached	3	10,500	1	-	\$834.49	\$834.48
023-0-100-190	Single Family Detached	4	7,700	1	-	\$540.56	\$540.56
023-0-100-220	Commercial Property	7	-	-	5,500	\$1,876.60	\$1,876.60
023-0-100-230	Commercial Property	7	-	-	6,050	\$2,064.26	\$2,064.26
023-0-100-240	Commercial Property	7	-	-	10,244	\$3,495.25	\$3,495.24
023-0-110-040	Single Family Detached	3	20,000	1	-	\$834.49	\$834.48
023-0-110-080	Commercial Property	7	-	-	2,214	\$755.42	\$755.42
023-0-110-120	Commercial Property	7	-	-	2,877	\$981.63	\$981.62
023-0-110-130	Commercial Property	7	-	-	2,504	\$854.36	\$854.36
023-0-110-150	Single Family Detached	3	14,100	1	-	\$834.49	\$834.48
023-0-110-170	Single Family Detached	4	7,500	1	-	\$540.56	\$540.56
023-0-110-180	Single Family Detached	4	7,500	1	-	\$540.56	\$540.56

**Exhibit 1**

**Casitas Municipal Water District  
Community Facilities District No. 2013-1 (Ojai)  
Fiscal Year 2019-2020 Special Tax Levy**

<b>Assessor's Parcel Number</b>	<b>Description</b>	<b>Tax Class</b>	<b>Parcel Square Footage</b>	<b>No. of Residential Units</b>	<b>Non- Residential Floor Area</b>	<b>Maximum Special Tax</b>	<b>Approved Special Tax</b>
023-0-110-190	Single Family Detached	4	7,500	1	-	\$540.56	\$540.56
023-0-110-200	Single Family Detached	4	5,200	1	-	\$540.56	\$540.56
023-0-110-210	Commercial Property	7	-	-	2,140	\$730.17	\$730.16
023-0-110-220	Single Family Detached	4	5,200	1	-	\$540.56	\$540.56
023-0-110-230	Commercial Property	7	-	-	982	\$335.06	\$335.06
023-0-110-240	Single Family Detached	4	5,575	1	-	\$540.56	\$540.56
023-0-110-250	Single Family Detached	4	5,575	1	-	\$540.56	\$540.56
023-0-110-260	Single Family Detached	4	7,500	1	-	\$540.56	\$540.56
023-0-110-270	Single Family Detached	4	7,500	2	-	\$1,081.12	\$1,081.12
023-0-110-280	Single Family Detached	4	7,500	1	-	\$540.56	\$540.56
023-0-110-290	Single Family Detached	3	10,350	1	-	\$834.49	\$834.48
023-0-110-310	Single Family Detached	3	14,302	1	-	\$834.49	\$834.48
023-0-110-330	Single Family Detached	4	7,151	1	-	\$540.56	\$540.56
023-0-110-340	Single Family Detached	4	7,160	1	-	\$540.56	\$540.56
023-0-110-370	Single Family Detached	2	27,374	1	-	\$1,390.81	\$1,390.80
023-0-110-390	Commercial Property	7	-	-	3,756	\$1,281.55	\$1,281.54
023-0-110-400	Commercial Property	7	-	-	5,619	\$1,917.20	\$1,917.20
023-0-110-410	Commercial Property	7	-	-	6,979	\$2,381.23	\$2,381.22
023-0-110-440	Commercial Property	7	-	-	1,044	\$356.21	\$356.20
023-0-110-450	Commercial Property	7	-	-	4,872	\$1,662.33	\$1,662.32
023-0-110-460	Commercial Property	7	-	-	4,125	\$1,407.45	\$1,407.44
023-0-110-470	Commercial Property	7	-	-	3,552	\$1,211.94	\$1,211.94
023-0-120-010	Single Family Detached	3	13,940	1	-	\$834.49	\$834.48
023-0-120-040	Multifamily Attached	6	-	2	-	\$786.06	\$786.04
023-0-120-090	Single Family Detached	3	11,300	1	-	\$834.49	\$834.48
023-0-120-105	Single Family Detached	3	11,285	1	-	\$834.49	\$834.48
023-0-120-110	Single Family Detached	4	9,857	1	-	\$540.56	\$540.56
023-0-120-190	Single Family Detached	4	8,118	1	-	\$540.56	\$540.56
023-0-120-200	Multifamily Attached	6	-	2	-	\$786.06	\$786.04
023-0-120-210	Multifamily Attached	6	-	3	-	\$1,179.09	\$1,179.06
023-0-120-220	Multifamily Attached	6	-	2	-	\$786.06	\$786.04
023-0-120-230	Multifamily Attached	6	-	2	-	\$786.06	\$786.04
023-0-132-070	Single Family Detached	2	41,000	1	-	\$1,390.81	\$1,390.80
023-0-132-090	Multifamily Attached	6	-	8	-	\$3,144.24	\$3,144.16
023-0-132-110	Multifamily Attached	6	-	3	-	\$1,179.09	\$1,179.06
023-0-132-120	Single Family Detached	2	27,000	1	-	\$1,390.81	\$1,390.80
023-0-132-160	Single Family Detached	3	15,200	1	-	\$834.49	\$834.48
023-0-132-170	Single Family Detached	3	14,600	1	-	\$834.49	\$834.48
023-0-132-180	Single Family Detached	2	34,166	1	-	\$1,390.81	\$1,390.80
023-0-141-010	Single Family Detached	4	8,400	1	-	\$540.56	\$540.56
023-0-141-020	Commercial Property	7	-	-	2,706	\$923.29	\$923.28
023-0-141-030	Single Family Detached	4	7,355	1	-	\$540.56	\$540.56
023-0-141-040	Single Family Detached	4	4,226	1	-	\$540.56	\$540.56
023-0-141-050	Single Family Detached	4	6,930	1	-	\$540.56	\$540.56
023-0-141-060	Industrial Property	8	-	-	4,074	\$729.65	\$729.64
023-0-141-070	Single Family Detached	4	7,350	1	-	\$540.56	\$540.56

## Exhibit 1

### Casitas Municipal Water District Community Facilities District No. 2013-1 (Ojai) Fiscal Year 2019-2020 Special Tax Levy

Assessor's Parcel Number	Description	Tax Class	Parcel Square Footage	No. of Residential Units	Non- Residential Floor Area	Maximum Special Tax	Approved Special Tax
023-0-141-080	Single Family Detached	4	5,250	1	-	\$540.56	\$540.56
023-0-141-090	Single Family Detached	4	4,867	1	-	\$540.56	\$540.56
023-0-141-100	Single Family Detached	4	7,350	1	-	\$540.56	\$540.56
023-0-141-110	Single Family Detached	4	5,250	1	-	\$540.56	\$540.56
023-0-141-120	Single Family Detached	4	5,250	1	-	\$540.56	\$540.56
023-0-141-130	Commercial Property	7	-	-	2,078	\$709.01	\$709.00
023-0-141-140	Commercial Property	7	-	-	3,148	\$1,074.10	\$1,074.10
023-0-141-170	Single Family Detached	4	8,102	1	-	\$540.56	\$540.56
023-0-141-200	Single Family Detached	4	6,481	1	-	\$540.56	\$540.56
023-0-141-210	Single Family Detached	3	12,152	1	-	\$834.49	\$834.48
023-0-141-220	Single Family Detached	3	12,152	1	-	\$834.49	\$834.48
023-0-141-230	Single Family Detached	4	8,131	1	-	\$540.56	\$540.56
023-0-141-240	Single Family Detached	4	8,131	1	-	\$540.56	\$540.56
023-0-141-250	Single Family Detached	4	8,131	1	-	\$540.56	\$540.56
023-0-141-260	Single Family Detached	4	8,133	1	-	\$540.56	\$540.56
023-0-141-270	Single Family Detached	4	8,133	1	-	\$540.56	\$540.56
023-0-141-310	Multifamily Attached	6	-	4	-	\$1,572.12	\$1,572.08
023-0-141-330	Multifamily Attached	6	-	6	-	\$2,358.18	\$2,358.12
023-0-141-340	Commercial Property	7	-	-	4,933	\$1,683.14	\$1,683.14
023-0-141-410	Single Family Detached	2	33,015	1	-	\$1,390.81	\$1,390.80
023-0-141-430	Commercial Property	7	-	-	2,690	\$917.83	\$917.82
023-0-141-430	Multifamily Attached	6	-	6	-	\$2,358.18	\$2,358.12
023-0-142-010	Single Family Detached	4	5,377	1	-	\$540.56	\$540.56
023-0-142-020	Single Family Detached	4	6,050	1	-	\$540.56	\$540.56
023-0-142-030	Single Family Detached	4	8,521	1	-	\$540.56	\$540.56
023-0-142-040	Single Family Detached	3	14,259	1	-	\$834.49	\$834.48
023-0-142-050	Single Family Detached	4	8,102	1	-	\$540.56	\$540.56
023-0-142-060	Single Family Detached	4	8,102	1	-	\$540.56	\$540.56
023-0-142-070	Single Family Detached	4	8,102	1	-	\$540.56	\$540.56
023-0-142-080	Multifamily Attached	6	-	3	-	\$1,179.09	\$1,179.06
023-0-142-090	Multifamily Attached	6	-	10	-	\$3,930.30	\$3,930.20
023-0-142-150	Single Family Detached	4	5,100	1	-	\$540.56	\$540.56
023-0-142-170	Commercial Property	7	-	-	8,488	\$2,896.11	\$2,896.10
023-0-150-030	Commercial Property	7	-	-	1,865	\$636.34	\$636.34
023-0-150-040	Single Family Detached	4	7,200	1	-	\$540.56	\$540.56
023-0-150-050	Single Family Detached	3	13,314	1	-	\$834.49	\$834.48
023-0-150-060	Commercial Property	7	-	-	1,996	\$681.04	\$681.04
023-0-150-070	Single Family Detached	2	35,800	1	-	\$1,390.81	\$1,390.80
023-0-150-175	Single Family Detached	2	25,620	1	-	\$1,390.81	\$1,390.80
023-0-150-205	Commercial Property	7	-	-	1,312	\$447.65	\$447.64
023-0-150-250	Commercial Property	7	-	-	845	\$288.31	\$288.30
023-0-150-285	Commercial Property	7	-	-	3,900	\$1,330.68	\$1,330.68
023-0-150-295	Industrial Property	8	-	-	6,156	\$1,102.54	\$1,102.54
023-0-150-315	Commercial Property	7	-	-	11,148	\$3,803.70	\$3,803.70
023-0-150-345	Commercial Property	7	-	-	1,658	\$565.71	\$565.70
023-0-150-405	Commercial Property	7	-	-	1,287	\$439.12	\$439.12

## Exhibit 1

### Casitas Municipal Water District Community Facilities District No. 2013-1 (Ojai) Fiscal Year 2019-2020 Special Tax Levy

Assessor's Parcel Number	Description	Tax Class	Parcel Square Footage	No. of Residential Units	Non- Residential Floor Area	Maximum Special Tax	Approved Special Tax
023-0-150-415	Industrial Property	8	-	-	11,705	\$2,096.37	\$2,096.36
023-0-150-425	Industrial Property	8	-	-	11,705	\$2,096.37	\$2,096.36
023-0-150-435	Commercial Property	7	-	-	2,735	\$933.18	\$933.18
023-0-150-455	Commercial Property	7	-	-	2,613	\$891.56	\$891.56
023-0-150-475	Industrial Property	8	-	-	29,147	\$5,220.23	\$5,220.22
023-0-150-480	Single Family Detached	2	35,719	1	-	\$1,390.81	\$1,390.80
023-0-150-490	Single Family Detached	3	10,019	1	-	\$834.49	\$834.48
023-0-150-500	Single Family Detached	3	10,019	1	-	\$834.49	\$834.48
023-0-150-510	Commercial Property	7	-	-	6,848	\$2,336.54	\$2,336.54
023-0-160-075	Commercial Property	7	-	-	2,293	\$782.37	\$782.36
023-0-160-115	Commercial Property	7	-	-	2,795	\$953.65	\$953.64
023-0-160-125	Industrial Property	8	-	-	1,184	\$212.05	\$212.04
023-0-160-195	Industrial Property	8	-	-	832	\$149.01	\$149.00
023-0-160-205	Single Family Detached	4	5,676	1	-	\$540.56	\$540.56
023-0-160-255	Industrial Property	8	-	-	4,180	\$748.64	\$748.64
023-0-160-285	Industrial Property	8	-	-	5,115	\$916.10	\$916.10
023-0-160-315	Industrial Property	8	-	-	6,143	\$1,100.21	\$1,100.20
023-0-160-335	Industrial Property	8	-	-	9,321	\$1,669.39	\$1,669.38
023-0-160-345	Commercial Property	7	-	-	3,707	\$1,264.83	\$1,264.82
023-0-160-365	Commercial Property	7	-	-	6,164	\$2,103.16	\$2,103.16
023-0-172-055	Industrial Property	8	-	-	76,188	\$13,645.27	\$13,645.26
023-0-173-030	Industrial Property	8	-	-	736	\$131.82	\$131.82
023-0-180-010	Condominium	5	-	1	-	\$458.35	\$458.34
023-0-180-020	Condominium	5	-	1	-	\$458.35	\$458.34
023-0-180-030	Condominium	5	-	1	-	\$458.35	\$458.34
023-0-180-040	Condominium	5	-	1	-	\$458.35	\$458.34
023-0-180-050	Condominium	5	-	1	-	\$458.35	\$458.34
023-0-180-060	Condominium	5	-	1	-	\$458.35	\$458.34
023-0-180-070	Condominium	5	-	1	-	\$458.35	\$458.34
023-0-180-080	Condominium	5	-	1	-	\$458.35	\$458.34
023-0-190-110	Commercial Property	7	-	-	23,196	\$7,914.48	\$7,914.48
023-0-190-120	Commercial Property	7	-	-	12,831	\$4,377.94	\$4,377.94
023-0-200-015	Single Family Detached	4	3,611	1	-	\$540.56	\$540.56
023-0-200-025	Single Family Detached	4	3,905	1	-	\$540.56	\$540.56
023-0-200-035	Single Family Detached	4	3,868	1	-	\$540.56	\$540.56
023-0-200-045	Single Family Detached	4	3,979	1	-	\$540.56	\$540.56
023-0-200-055	Single Family Detached	4	3,869	1	-	\$540.56	\$540.56
023-0-200-065	Single Family Detached	4	3,869	1	-	\$540.56	\$540.56
023-0-200-075	Single Family Detached	4	3,979	1	-	\$540.56	\$540.56
023-0-200-085	Single Family Detached	4	3,390	1	-	\$540.56	\$540.56
023-0-200-095	Single Family Detached	4	4,769	1	-	\$540.56	\$540.56
023-0-200-105	Single Family Detached	4	4,095	1	-	\$540.56	\$540.56
023-0-200-115	Single Family Detached	4	4,076	1	-	\$540.56	\$540.56
023-0-200-125	Single Family Detached	4	4,232	1	-	\$540.56	\$540.56
023-0-200-135	Single Family Detached	4	4,258	1	-	\$540.56	\$540.56
023-0-200-145	Single Family Detached	4	4,114	1	-	\$540.56	\$540.56

## Exhibit 1

### Casitas Municipal Water District Community Facilities District No. 2013-1 (Ojai) Fiscal Year 2019-2020 Special Tax Levy

Assessor's Parcel Number	Description	Tax Class	Parcel Square Footage	No. of Residential Units	Non- Residential Floor Area	Maximum Special Tax	Approved Special Tax
023-0-200-155	Single Family Detached	4	4,077	1	-	\$540.56	\$540.56
023-0-200-165	Single Family Detached	4	4,040	1	-	\$540.56	\$540.56
023-0-200-175	Single Family Detached	4	4,204	1	-	\$540.56	\$540.56
023-0-200-185	Single Family Detached	4	4,501	1	-	\$540.56	\$540.56
023-0-200-195	Single Family Detached	4	3,622	1	-	\$540.56	\$540.56
023-0-200-205	Single Family Detached	4	3,338	1	-	\$540.56	\$540.56
023-0-200-215	Single Family Detached	4	3,309	1	-	\$540.56	\$540.56
023-0-200-225	Single Family Detached	4	3,338	1	-	\$540.56	\$540.56
023-0-200-235	Single Family Detached	4	3,309	1	-	\$540.56	\$540.56
023-0-200-245	Single Family Detached	4	3,338	1	-	\$540.56	\$540.56
023-0-200-250	Single Family Detached	4	6,498	1	-	\$540.56	\$540.56
023-0-200-290	Industrial Property	8	-	-	3,575	\$640.28	\$640.28
023-0-210-015	Condominium	5	-	1	-	\$458.35	\$458.34
023-0-210-025	Condominium	5	-	1	-	\$458.35	\$458.34
023-0-210-035	Condominium	5	-	1	-	\$458.35	\$458.34
023-0-210-045	Condominium	5	-	1	-	\$458.35	\$458.34
023-0-210-055	Condominium	5	-	1	-	\$458.35	\$458.34
023-0-210-065	Condominium	5	-	1	-	\$458.35	\$458.34
023-0-210-075	Condominium	5	-	1	-	\$458.35	\$458.34
023-0-210-085	Condominium	5	-	1	-	\$458.35	\$458.34
023-0-210-095	Condominium	5	-	1	-	\$458.35	\$458.34
023-0-210-105	Condominium	5	-	1	-	\$458.35	\$458.34
023-0-210-115	Condominium	5	-	1	-	\$458.35	\$458.34
023-0-210-125	Condominium	5	-	1	-	\$458.35	\$458.34
023-0-210-135	Condominium	5	-	1	-	\$458.35	\$458.34
023-0-210-145	Condominium	5	-	1	-	\$458.35	\$458.34
023-0-210-155	Condominium	5	-	1	-	\$458.35	\$458.34
023-0-210-165	Condominium	5	-	1	-	\$458.35	\$458.34
023-0-210-175	Condominium	5	-	1	-	\$458.35	\$458.34
023-0-210-185	Condominium	5	-	1	-	\$458.35	\$458.34
023-0-210-195	Condominium	5	-	1	-	\$458.35	\$458.34
023-0-210-205	Condominium	5	-	1	-	\$458.35	\$458.34
023-0-210-215	Condominium	5	-	1	-	\$458.35	\$458.34
023-0-210-225	Condominium	5	-	1	-	\$458.35	\$458.34
023-0-210-235	Condominium	5	-	1	-	\$458.35	\$458.34
024-0-010-020	Commercial Property	7	-	-	59,329	\$20,243.05	\$20,243.04
024-0-010-090	Commercial Property	7	-	-	10,233	\$3,491.50	\$3,491.50
024-0-010-110	Commercial Property	7	-	-	38,882	\$13,266.54	\$13,266.54
024-0-020-010	Commercial Property	7	-	-	724	\$247.03	\$247.02
024-0-020-100	Commercial Property	7	-	-	6,402	\$2,184.36	\$2,184.36
024-0-031-020	Single Family Detached	1	94,089	1	-	\$2,357.06	\$2,357.06
024-0-031-030	Single Family Detached	1	103,237	1	-	\$2,357.06	\$2,357.06
024-0-031-060	Single Family Detached	1	85,377	1	-	\$2,357.06	\$2,357.06
024-0-031-070	Single Family Detached	1	94,525	1	-	\$2,357.06	\$2,357.06
024-0-031-150	Single Family Detached	1	255,822	1	-	\$2,357.06	\$2,357.06
024-0-031-160	Single Family Detached	1	203,300	1	-	\$2,357.06	\$2,357.06

## Exhibit 1

### Casitas Municipal Water District Community Facilities District No. 2013-1 (Ojai) Fiscal Year 2019-2020 Special Tax Levy

Assessor's Parcel Number	Description	Tax Class	Parcel Square Footage	No. of Residential Units	Non- Residential Floor Area	Maximum Special Tax	Approved Special Tax
024-0-031-170	Single Family Detached	3	19,707	1	-	\$834.49	\$834.48
024-0-031-180	Single Family Detached	1	48,869	1	-	\$2,357.06	\$2,357.06
024-0-033-020	Single Family Detached	1	175,546	1	-	\$2,357.06	\$2,357.06
024-0-033-040	Single Family Detached	1	71,438	1	-	\$2,357.06	\$2,357.06
024-0-033-070	Single Family Detached	1	110,642	1	-	\$2,357.06	\$2,357.06
024-0-033-080	Single Family Detached	1	111,513	1	-	\$2,357.06	\$2,357.06
024-0-033-100	Single Family Detached	1	105,850	1	-	\$2,357.06	\$2,357.06
024-0-033-130	Single Family Detached	1	135,471	1	-	\$2,357.06	\$2,357.06
024-0-033-150	Single Family Detached	1	132,422	1	-	\$2,357.06	\$2,357.06
024-0-033-160	Single Family Detached	2	41,817	1	-	\$1,390.81	\$1,390.80
024-0-033-170	Single Family Detached	2	43,124	1	-	\$1,390.81	\$1,390.80
024-0-033-180	Single Family Detached	2	43,124	1	-	\$1,390.81	\$1,390.80
024-0-033-230	Single Family Detached	1	94,960	1	-	\$2,357.06	\$2,357.06
024-0-033-240	Single Family Detached	1	53,578	1	-	\$2,357.06	\$2,357.06
024-0-042-040	Single Family Detached	1	125,017	1	-	\$2,357.06	\$2,357.06
024-0-071-085	Single Family Detached	2	22,331	1	-	\$1,390.81	\$1,390.80
024-0-071-095	Single Family Detached	2	22,331	1	-	\$1,390.81	\$1,390.80
024-0-071-105	Single Family Detached	2	22,331	1	-	\$1,390.81	\$1,390.80
024-0-072-015	Single Family Detached	3	19,762	1	-	\$834.49	\$834.48
024-0-072-025	Single Family Detached	2	39,525	1	-	\$1,390.81	\$1,390.80
024-0-072-035	Single Family Detached	2	22,088	1	-	\$1,390.81	\$1,390.80
024-0-072-055	Single Family Detached	1	347,173	1	-	\$2,357.06	\$2,357.06
024-0-072-155	Single Family Detached	2	36,000	1	-	\$1,390.81	\$1,390.80
024-0-072-245	Single Family Detached	3	18,400	1	-	\$834.49	\$834.48
024-0-072-265	Single Family Detached	2	23,275	1	-	\$1,390.81	\$1,390.80
024-0-072-305	Single Family Detached	3	20,000	1	-	\$834.49	\$834.48
024-0-072-335	Single Family Detached	2	26,500	1	-	\$1,390.81	\$1,390.80
024-0-072-345	Single Family Detached	1	47,916	1	-	\$2,357.06	\$2,357.06
024-0-072-385	Single Family Detached	3	17,000	1	-	\$834.49	\$834.48
024-0-072-395	Single Family Detached	3	17,000	1	-	\$834.49	\$834.48
024-0-072-445	Single Family Detached	3	18,000	1	-	\$834.49	\$834.48
024-0-072-465	Single Family Detached	2	26,136	1	-	\$1,390.81	\$1,390.80
024-0-072-475	Single Family Detached	2	26,500	1	-	\$1,390.81	\$1,390.80
024-0-072-485	Single Family Detached	3	20,000	1	-	\$834.49	\$834.48
024-0-072-505	Single Family Detached	3	18,000	1	-	\$834.49	\$834.48
024-0-072-525	Single Family Detached	2	26,500	1	-	\$1,390.81	\$1,390.80
024-0-072-535	Single Family Detached	2	26,500	1	-	\$1,390.81	\$1,390.80
024-0-072-545	Single Family Detached	2	26,136	1	-	\$1,390.81	\$1,390.80
024-0-072-555	Single Family Detached	2	26,500	1	-	\$1,390.81	\$1,390.80
024-0-072-565	Single Family Detached	2	24,910	1	-	\$1,390.81	\$1,390.80
024-0-072-705	Single Family Detached	1	57,020	1	-	\$2,357.06	\$2,357.06
024-0-072-715	Single Family Detached	2	26,789	1	-	\$1,390.81	\$1,390.80
024-0-120-025	Single Family Detached	1	278,348	1	-	\$2,357.06	\$2,357.06
024-0-120-035	Single Family Detached	1	203,425	1	-	\$2,357.06	\$2,357.06
024-0-120-045	Single Family Detached	1	213,880	1	-	\$2,357.06	\$2,357.06
024-0-120-055	Single Family Detached	1	232,175	1	-	\$2,357.06	\$2,357.06



## Exhibit 1

### Casitas Municipal Water District Community Facilities District No. 2013-1 (Ojai) Fiscal Year 2019-2020 Special Tax Levy

Assessor's Parcel Number	Description	Tax Class	Parcel Square Footage	No. of Residential Units	Non- Residential Floor Area	Maximum Special Tax	Approved Special Tax
024-0-120-105	Industrial Property	8	-	-	56,446	\$10,109.48	\$10,109.48
024-0-120-145	Industrial Property	8	-	-	48,906	\$8,759.06	\$8,759.06
024-0-120-155	Industrial Property	8	-	-	16,206	\$2,902.49	\$2,902.48
024-0-120-165	Industrial Property	8	-	-	16,110	\$2,885.30	\$2,885.30
024-0-120-175	Industrial Property	8	-	-	19,089	\$3,418.84	\$3,418.84
024-0-120-225	Industrial Property	8	-	-	28,103	\$5,033.25	\$5,033.24
024-0-120-285	Industrial Property	8	-	-	30,960	\$5,544.94	\$5,544.94
024-0-120-295	Commercial Property	7	-	-	25,467	\$8,689.34	\$8,689.34
024-0-131-015	Single Family Detached	1	194,278	1	-	\$2,357.06	\$2,357.06
024-0-131-025	Single Family Detached	1	206,039	1	-	\$2,357.06	\$2,357.06
024-0-131-035	Single Family Detached	1	165,528	1	-	\$2,357.06	\$2,357.06
024-0-131-045	Single Family Detached	1	165,092	1	-	\$2,357.06	\$2,357.06
024-0-131-055	Single Family Detached	1	163,350	1	-	\$2,357.06	\$2,357.06
024-0-131-065	Single Family Detached	1	168,577	1	-	\$2,357.06	\$2,357.06
024-0-132-015	Single Family Detached	1	104,544	1	-	\$2,357.06	\$2,357.06
024-0-132-025	Single Family Detached	1	153,767	1	-	\$2,357.06	\$2,357.06
024-0-132-035	Single Family Detached	1	148,540	1	-	\$2,357.06	\$2,357.06
024-0-132-045	Single Family Detached	1	157,687	1	-	\$2,357.06	\$2,357.06
024-0-132-055	Single Family Detached	1	144,619	1	-	\$2,357.06	\$2,357.06
024-0-132-065	Single Family Detached	1	152,024	1	-	\$2,357.06	\$2,357.06
024-0-132-075	Single Family Detached	1	106,722	1	-	\$2,357.06	\$2,357.06
024-0-133-015	Single Family Detached	1	104,108	1	-	\$2,357.06	\$2,357.06
024-0-133-025	Single Family Detached	1	106,286	1	-	\$2,357.06	\$2,357.06
024-0-133-035	Single Family Detached	1	137,214	1	-	\$2,357.06	\$2,357.06
024-0-133-045	Single Family Detached	1	132,422	1	-	\$2,357.06	\$2,357.06
024-0-133-055	Single Family Detached	1	119,354	1	-	\$2,357.06	\$2,357.06
024-0-133-065	Single Family Detached	1	130,680	1	-	\$2,357.06	\$2,357.06
024-0-133-075	Single Family Detached	1	121,097	1	-	\$2,357.06	\$2,357.06
024-0-141-015	Single Family Detached	1	94,525	1	-	\$2,357.06	\$2,357.06
024-0-141-025	Single Family Detached	1	91,912	1	-	\$2,357.06	\$2,357.06
024-0-141-035	Single Family Detached	1	99,752	1	-	\$2,357.06	\$2,357.06
024-0-141-045	Single Family Detached	1	107,158	1	-	\$2,357.06	\$2,357.06
024-0-141-055	Single Family Detached	1	128,938	1	-	\$2,357.06	\$2,357.06
024-0-141-065	Single Family Detached	1	118,483	1	-	\$2,357.06	\$2,357.06
024-0-142-015	Single Family Detached	1	159,430	1	-	\$2,357.06	\$2,357.06
024-0-142-025	Single Family Detached	1	184,259	1	-	\$2,357.06	\$2,357.06
024-0-142-035	Single Family Detached	1	140,699	1	-	\$2,357.06	\$2,357.06
024-0-142-045	Single Family Detached	1	147,233	1	-	\$2,357.06	\$2,357.06
024-0-142-055	Single Family Detached	1	129,373	1	-	\$2,357.06	\$2,357.06
024-0-142-065	Single Family Detached	1	170,755	1	-	\$2,357.06	\$2,357.06
024-0-142-075	Single Family Detached	1	168,577	1	-	\$2,357.06	\$2,357.06
024-0-142-085	Single Family Detached	1	168,577	1	-	\$2,357.06	\$2,357.06
024-0-142-110	Single Family Detached	3	14,086	1	-	\$834.49	\$834.48
024-0-143-015	Single Family Detached	1	92,783	1	-	\$2,357.06	\$2,357.06
024-0-143-025	Single Family Detached	1	104,544	1	-	\$2,357.06	\$2,357.06
024-0-143-035	Single Family Detached	1	99,317	1	-	\$2,357.06	\$2,357.06

## Exhibit 1

### Casitas Municipal Water District Community Facilities District No. 2013-1 (Ojai) Fiscal Year 2019-2020 Special Tax Levy

Assessor's Parcel Number	Description	Tax Class	Parcel Square Footage	No. of Residential Units	Non- Residential Floor Area	Maximum Special Tax	Approved Special Tax
024-0-143-045	Single Family Detached	1	105,851	1	-	\$2,357.06	\$2,357.06
024-0-151-015	Industrial Property	8	-	-	1,868	\$334.56	\$334.56
024-0-151-025	Industrial Property	8	-	-	1,176	\$210.62	\$210.62
024-0-151-035	Industrial Property	8	-	-	1,257	\$225.13	\$225.12
024-0-151-045	Industrial Property	8	-	-	1,500	\$268.65	\$268.64
024-0-151-055	Industrial Property	8	-	-	1,721	\$308.23	\$308.22
024-0-151-065	Industrial Property	8	-	-	1,756	\$314.50	\$314.50
024-0-151-075	Industrial Property	8	-	-	1,764	\$315.93	\$315.92
024-0-151-085	Industrial Property	8	-	-	1,412	\$252.89	\$252.88
024-0-151-095	Industrial Property	8	-	-	1,156	\$207.04	\$207.04
024-0-151-105	Industrial Property	8	-	-	1,259	\$225.49	\$225.48
024-0-151-115	Industrial Property	8	-	-	1,308	\$234.26	\$234.26
024-0-160-015	Commercial Property	7	-	-	3,296	\$1,124.60	\$1,124.60
024-0-160-025	Commercial Property	7	-	-	2,968	\$1,012.68	\$1,012.68
024-0-160-035	Commercial Property	7	-	-	2,868	\$978.56	\$978.56
024-0-160-045	Commercial Property	7	-	-	3,183	\$1,086.04	\$1,086.04
024-0-160-055	Commercial Property	7	-	-	2,676	\$913.05	\$913.04
024-0-160-065	Commercial Property	7	-	-	2,765	\$943.42	\$943.42
024-0-160-075	Commercial Property	7	-	-	2,250	\$767.70	\$767.70
024-0-160-085	Commercial Property	7	-	-	2,406	\$820.93	\$820.92
028-0-072-030	Single Family Detached	2	23,303	1	-	\$1,390.81	\$1,390.80
028-0-072-040	Single Family Detached	1	43,560	1	-	\$2,357.06	\$2,357.06
028-0-072-050	Single Family Detached	2	42,540	1	-	\$1,390.81	\$1,390.80
028-0-072-060	Single Family Detached	2	28,571	1	-	\$1,390.81	\$1,390.80
028-0-072-070	Single Family Detached	3	14,286	1	-	\$834.49	\$834.48
028-0-072-080	Single Family Detached	2	22,111	1	-	\$1,390.81	\$1,390.80
028-0-072-090	Single Family Detached	2	22,119	1	-	\$1,390.81	\$1,390.80
028-0-072-100	Single Family Detached	3	20,012	1	-	\$834.49	\$834.48
028-0-072-110	Single Family Detached	2	22,550	1	-	\$1,390.81	\$1,390.80
028-0-072-120	Single Family Detached	3	20,224	1	-	\$834.49	\$834.48
028-0-072-130	Single Family Detached	2	22,335	1	-	\$1,390.81	\$1,390.80
028-0-072-180	Single Family Detached	3	20,452	1	-	\$834.49	\$834.48
028-0-072-190	Single Family Detached	3	20,059	1	-	\$834.49	\$834.48
028-0-072-200	Single Family Detached	3	20,441	1	-	\$834.49	\$834.48
028-0-072-220	Single Family Detached	3	20,045	1	-	\$834.49	\$834.48
028-0-072-230	Single Family Detached	2	32,061	1	-	\$1,390.81	\$1,390.80
028-0-072-240	Single Family Detached	3	10,563	1	-	\$834.49	\$834.48
028-0-072-250	Single Family Detached	3	10,563	1	-	\$834.49	\$834.48
028-0-072-260	Single Family Detached	4	8,712	1	-	\$540.56	\$540.56
028-0-072-290	Commercial Property	7	-	-	17,934	\$6,119.08	\$6,119.08
028-0-072-300	Commercial Property	7	-	-	711	\$242.59	\$242.58
028-0-072-310	Commercial Property	7	-	-	19,863	\$6,777.26	\$6,777.26
028-0-072-340	Single Family Detached	2	22,531	1	-	\$1,390.81	\$1,390.80
028-0-072-350	Single Family Detached	3	20,026	1	-	\$834.49	\$834.48
028-0-072-360	Single Family Detached	3	20,495	1	-	\$834.49	\$834.48
028-0-072-370	Single Family Detached	3	20,014	1	-	\$834.49	\$834.48

## Exhibit 1

### Casitas Municipal Water District Community Facilities District No. 2013-1 (Ojai) Fiscal Year 2019-2020 Special Tax Levy

Assessor's Parcel Number	Description	Tax Class	Parcel Square Footage	No. of Residential Units	Non- Residential Floor Area	Maximum Special Tax	Approved Special Tax
028-0-072-390	Single Family Detached	3	20,003	1	-	\$834.49	\$834.48
028-0-072-400	Single Family Detached	3	20,503	1	-	\$834.49	\$834.48
028-0-072-410	Single Family Detached	3	10,000	1	-	\$834.49	\$834.48
028-0-072-420	Single Family Detached	3	10,297	1	-	\$834.49	\$834.48
028-0-072-430	Single Family Detached	3	20,248	1	-	\$834.49	\$834.48
028-0-072-440	Single Family Detached	3	20,248	1	-	\$834.49	\$834.48
028-0-072-460	Commercial Property	7	-	-	4,647	\$1,585.56	\$1,585.56
028-0-073-010	Commercial Property	7	-	-	16,264	\$5,549.28	\$5,549.28
028-0-073-040	Commercial Property	7	-	-	19,863	\$6,777.26	\$6,777.26
028-0-080-020	Single Family Detached	2	30,106	1	-	\$1,390.81	\$1,390.80
028-0-080-030	Single Family Detached	3	13,452	1	-	\$834.49	\$834.48
028-0-080-040	Multifamily Attached	6	-	4	-	\$1,572.12	\$1,572.08
028-0-080-070	Single Family Detached	1	130,680	1	-	\$2,357.06	\$2,357.06
028-0-080-100	Single Family Detached	1	43,701	1	-	\$2,357.06	\$2,357.06
028-0-080-110	Single Family Detached	1	80,009	1	-	\$2,357.06	\$2,357.06
028-0-080-120	Single Family Detached	2	41,382	1	-	\$1,390.81	\$1,390.80
028-0-080-130	Single Family Detached	2	41,382	1	-	\$1,390.81	\$1,390.80
028-0-091-040	Single Family Detached	2	35,828	1	-	\$1,390.81	\$1,390.80
028-0-091-090	Single Family Detached	2	32,932	1	-	\$1,390.81	\$1,390.80
028-0-091-100	Single Family Detached	2	35,454	1	-	\$1,390.81	\$1,390.80
028-0-092-040	Single Family Detached	2	42,312	1	-	\$1,390.81	\$1,390.80
028-0-092-070	Single Family Detached	1	87,120	1	-	\$2,357.06	\$2,357.06
028-0-092-080	Single Family Detached	2	38,166	1	-	\$1,390.81	\$1,390.80
028-0-100-080	Single Family Detached	2	41,347	1	-	\$1,390.81	\$1,390.80
028-0-100-090	Single Family Detached	1	43,560	1	-	\$2,357.06	\$2,357.06
028-0-100-100	Single Family Detached	1	48,787	1	-	\$2,357.06	\$2,357.06
028-0-100-120	Single Family Detached	3	20,318	1	-	\$834.49	\$834.48
028-0-100-130	Single Family Detached	3	20,404	1	-	\$834.49	\$834.48
028-0-100-140	Single Family Detached	1	260,053	3	-	\$7,071.18	\$7,071.18
028-0-151-035	Single Family Detached	4	2,178	1	-	\$540.56	\$540.56
028-0-151-045	Single Family Detached	4	3,920	1	-	\$540.56	\$540.56
028-0-151-055	Single Family Detached	4	3,920	1	-	\$540.56	\$540.56
028-0-151-065	Single Family Detached	4	4,356	1	-	\$540.56	\$540.56
028-0-152-125	Single Family Detached	4	4,463	1	-	\$540.56	\$540.56
028-0-152-135	Single Family Detached	4	3,920	1	-	\$540.56	\$540.56
028-0-152-145	Single Family Detached	4	3,920	1	-	\$540.56	\$540.56
028-0-152-155	Single Family Detached	4	3,920	1	-	\$540.56	\$540.56
028-0-152-165	Single Family Detached	4	3,920	1	-	\$540.56	\$540.56
028-0-152-175	Single Family Detached	4	4,356	1	-	\$540.56	\$540.56
028-0-152-185	Single Family Detached	4	3,920	1	-	\$540.56	\$540.56
028-0-152-195	Single Family Detached	4	4,356	1	-	\$540.56	\$540.56
028-0-152-205	Single Family Detached	4	4,356	1	-	\$540.56	\$540.56
028-0-152-215	Single Family Detached	4	4,356	1	-	\$540.56	\$540.56
028-0-152-225	Single Family Detached	4	3,920	1	-	\$540.56	\$540.56
028-0-152-235	Single Family Detached	4	3,920	1	-	\$540.56	\$540.56
028-0-152-245	Single Family Detached	4	5,227	1	-	\$540.56	\$540.56

## Exhibit 1

### Casitas Municipal Water District Community Facilities District No. 2013-1 (Ojai) Fiscal Year 2019-2020 Special Tax Levy

Assessor's Parcel Number	Description	Tax Class	Parcel Square Footage	No. of Residential Units	Non- Residential Floor Area	Maximum Special Tax	Approved Special Tax
028-0-152-255	Single Family Detached	4	6,098	1	-	\$540.56	\$540.56
028-0-152-265	Single Family Detached	4	6,969	1	-	\$540.56	\$540.56
028-0-152-275	Single Family Detached	4	3,920	1	-	\$540.56	\$540.56
028-0-152-285	Single Family Detached	4	4,356	1	-	\$540.56	\$540.56
028-0-152-295	Single Family Detached	4	3,484	1	-	\$540.56	\$540.56
028-0-152-305	Single Family Detached	4	2,178	1	-	\$540.56	\$540.56
028-0-152-315	Single Family Detached	4	3,920	1	-	\$540.56	\$540.56
028-0-152-325	Single Family Detached	4	3,920	1	-	\$540.56	\$540.56
028-0-152-335	Single Family Detached	4	3,920	1	-	\$540.56	\$540.56
028-0-153-185	Single Family Detached	4	4,356	1	-	\$540.56	\$540.56
028-0-153-195	Single Family Detached	4	3,920	1	-	\$540.56	\$540.56
028-0-153-205	Single Family Detached	4	5,227	1	-	\$540.56	\$540.56
028-0-153-215	Single Family Detached	4	3,484	1	-	\$540.56	\$540.56
028-0-153-225	Single Family Detached	4	4,791	1	-	\$540.56	\$540.56
028-0-153-235	Single Family Detached	4	2,613	1	-	\$540.56	\$540.56
028-0-153-245	Single Family Detached	4	2,613	1	-	\$540.56	\$540.56
028-0-153-255	Single Family Detached	4	6,098	1	-	\$540.56	\$540.56
028-0-153-265	Single Family Detached	4	3,484	1	-	\$540.56	\$540.56
028-0-153-275	Single Family Detached	4	4,791	1	-	\$540.56	\$540.56
028-0-153-285	Single Family Detached	4	6,098	1	-	\$540.56	\$540.56
028-0-153-295	Single Family Detached	4	3,920	1	-	\$540.56	\$540.56
028-0-153-305	Single Family Detached	4	3,920	1	-	\$540.56	\$540.56
028-0-153-315	Single Family Detached	4	3,920	1	-	\$540.56	\$540.56
028-0-153-325	Single Family Detached	4	3,920	1	-	\$540.56	\$540.56
028-0-153-335	Single Family Detached	4	3,920	1	-	\$540.56	\$540.56
028-0-153-345	Single Family Detached	4	3,920	1	-	\$540.56	\$540.56
028-0-153-355	Single Family Detached	4	4,356	1	-	\$540.56	\$540.56
028-0-153-365	Single Family Detached	4	4,356	1	-	\$540.56	\$540.56
028-0-153-375	Single Family Detached	4	3,920	1	-	\$540.56	\$540.56
028-0-153-385	Single Family Detached	4	3,920	1	-	\$540.56	\$540.56
028-0-153-395	Single Family Detached	4	3,920	1	-	\$540.56	\$540.56
028-0-153-405	Single Family Detached	4	3,920	1	-	\$540.56	\$540.56
028-0-153-415	Single Family Detached	4	3,920	1	-	\$540.56	\$540.56
028-0-153-425	Single Family Detached	4	3,920	1	-	\$540.56	\$540.56
028-0-153-435	Single Family Detached	4	1,742	1	-	\$540.56	\$540.56
028-0-153-445	Single Family Detached	4	3,920	1	-	\$540.56	\$540.56
028-0-153-455	Single Family Detached	4	4,356	1	-	\$540.56	\$540.56
028-0-153-465	Single Family Detached	4	3,920	1	-	\$540.56	\$540.56
028-0-153-475	Single Family Detached	4	6,098	1	-	\$540.56	\$540.56
028-0-153-485	Single Family Detached	4	5,227	1	-	\$540.56	\$540.56
028-0-153-495	Single Family Detached	4	4,356	1	-	\$540.56	\$540.56
028-0-153-505	Single Family Detached	4	3,920	1	-	\$540.56	\$540.56
028-0-153-515	Single Family Detached	4	4,356	1	-	\$540.56	\$540.56
028-0-154-095	Single Family Detached	4	4,356	1	-	\$540.56	\$540.56
028-0-154-105	Single Family Detached	4	4,356	1	-	\$540.56	\$540.56
028-0-154-115	Single Family Detached	4	3,484	1	-	\$540.56	\$540.56

## Exhibit 1

### Casitas Municipal Water District Community Facilities District No. 2013-1 (Ojai) Fiscal Year 2019-2020 Special Tax Levy

Assessor's Parcel Number	Description	Tax Class	Parcel Square Footage	No. of Residential Units	Non- Residential Floor Area	Maximum Special Tax	Approved Special Tax
028-0-154-125	Single Family Detached	4	4,356	1	-	\$540.56	\$540.56
028-0-154-135	Single Family Detached	4	2,178	1	-	\$540.56	\$540.56
028-0-154-145	Single Family Detached	4	3,920	1	-	\$540.56	\$540.56
028-0-154-155	Single Family Detached	4	3,920	1	-	\$540.56	\$540.56
028-0-154-165	Single Family Detached	4	4,356	1	-	\$540.56	\$540.56
028-0-154-175	Single Family Detached	4	3,920	1	-	\$540.56	\$540.56
028-0-154-185	Single Family Detached	4	3,920	1	-	\$540.56	\$540.56
028-0-154-195	Single Family Detached	4	3,920	1	-	\$540.56	\$540.56
028-0-154-205	Single Family Detached	4	2,613	1	-	\$540.56	\$540.56
028-0-154-215	Single Family Detached	4	5,227	1	-	\$540.56	\$540.56
028-0-154-225	Single Family Detached	4	7,840	1	-	\$540.56	\$540.56
028-0-154-235	Single Family Detached	4	3,920	1	-	\$540.56	\$540.56
028-0-154-245	Single Family Detached	4	4,356	1	-	\$540.56	\$540.56
028-0-155-055	Single Family Detached	4	6,534	1	-	\$540.56	\$540.56
028-0-155-065	Single Family Detached	4	4,356	1	-	\$540.56	\$540.56
028-0-155-075	Single Family Detached	4	3,920	1	-	\$540.56	\$540.56
028-0-155-085	Single Family Detached	4	3,920	1	-	\$540.56	\$540.56
028-0-155-095	Single Family Detached	4	3,920	1	-	\$540.56	\$540.56
028-0-155-105	Single Family Detached	4	3,920	1	-	\$540.56	\$540.56
028-0-155-115	Single Family Detached	4	3,920	1	-	\$540.56	\$540.56
028-0-155-125	Single Family Detached	4	4,791	1	-	\$540.56	\$540.56
028-0-161-015	Single Family Detached	3	10,350	1	-	\$834.49	\$834.48
028-0-161-025	Single Family Detached	3	10,350	1	-	\$834.49	\$834.48
028-0-161-035	Single Family Detached	3	10,350	1	-	\$834.49	\$834.48
028-0-161-045	Single Family Detached	3	10,350	1	-	\$834.49	\$834.48
028-0-161-055	Single Family Detached	3	10,350	1	-	\$834.49	\$834.48
028-0-161-065	Single Family Detached	3	11,219	1	-	\$834.49	\$834.48
028-0-161-075	Single Family Detached	3	20,468	1	-	\$834.49	\$834.48
028-0-161-085	Single Family Detached	3	11,778	1	-	\$834.49	\$834.48
028-0-161-095	Single Family Detached	3	10,101	1	-	\$834.49	\$834.48
028-0-161-105	Single Family Detached	3	10,006	1	-	\$834.49	\$834.48
028-0-161-115	Single Family Detached	3	10,006	1	-	\$834.49	\$834.48
028-0-161-125	Single Family Detached	3	10,006	1	-	\$834.49	\$834.48
028-0-161-135	Single Family Detached	3	10,150	1	-	\$834.49	\$834.48
028-0-161-145	Single Family Detached	3	13,514	1	-	\$834.49	\$834.48
028-0-161-155	Single Family Detached	3	10,650	1	-	\$834.49	\$834.48
028-0-161-165	Single Family Detached	3	10,516	1	-	\$834.49	\$834.48
028-0-161-175	Single Family Detached	3	10,545	1	-	\$834.49	\$834.48
028-0-161-185	Single Family Detached	3	10,021	1	-	\$834.49	\$834.48
028-0-162-015	Single Family Detached	3	10,350	1	-	\$834.49	\$834.48
028-0-162-025	Single Family Detached	3	10,350	1	-	\$834.49	\$834.48
028-0-162-035	Single Family Detached	3	10,350	1	-	\$834.49	\$834.48
028-0-162-045	Single Family Detached	3	10,350	1	-	\$834.49	\$834.48
028-0-162-055	Single Family Detached	3	10,350	1	-	\$834.49	\$834.48
028-0-162-065	Single Family Detached	3	10,076	1	-	\$834.49	\$834.48
028-0-162-075	Single Family Detached	3	10,240	1	-	\$834.49	\$834.48

## Exhibit 1

### Casitas Municipal Water District Community Facilities District No. 2013-1 (Ojai) Fiscal Year 2019-2020 Special Tax Levy

Assessor's Parcel Number	Description	Tax Class	Parcel Square Footage	No. of Residential Units	Non- Residential Floor Area	Maximum Special Tax	Approved Special Tax
028-0-162-085	Single Family Detached	3	10,350	1	-	\$834.49	\$834.48
028-0-162-095	Single Family Detached	3	10,350	1	-	\$834.49	\$834.48
028-0-162-105	Single Family Detached	3	10,350	1	-	\$834.49	\$834.48
028-0-162-115	Single Family Detached	3	10,359	1	-	\$834.49	\$834.48
028-0-162-125	Single Family Detached	3	12,023	1	-	\$834.49	\$834.48
028-0-162-135	Single Family Detached	3	15,828	1	-	\$834.49	\$834.48
028-0-162-145	Single Family Detached	3	13,266	1	-	\$834.49	\$834.48
028-0-162-155	Single Family Detached	3	10,911	1	-	\$834.49	\$834.48
028-0-171-010	Single Family Detached	3	10,780	1	-	\$834.49	\$834.48
028-0-171-020	Single Family Detached	3	10,000	1	-	\$834.49	\$834.48
028-0-171-030	Single Family Detached	3	10,000	1	-	\$834.49	\$834.48
028-0-171-040	Single Family Detached	3	10,613	1	-	\$834.49	\$834.48
028-0-171-050	Single Family Detached	3	10,463	1	-	\$834.49	\$834.48
028-0-171-060	Single Family Detached	3	10,459	1	-	\$834.49	\$834.48
028-0-171-070	Single Family Detached	3	10,580	1	-	\$834.49	\$834.48
028-0-171-080	Single Family Detached	3	10,000	1	-	\$834.49	\$834.48
028-0-171-090	Single Family Detached	3	10,000	1	-	\$834.49	\$834.48
028-0-171-100	Single Family Detached	3	10,914	1	-	\$834.49	\$834.48
028-0-171-110	Single Family Detached	3	10,914	1	-	\$834.49	\$834.48
028-0-171-120	Single Family Detached	3	10,000	1	-	\$834.49	\$834.48
028-0-171-130	Single Family Detached	3	10,000	1	-	\$834.49	\$834.48
028-0-171-140	Single Family Detached	3	10,555	1	-	\$834.49	\$834.48
028-0-171-150	Single Family Detached	3	10,463	1	-	\$834.49	\$834.48
028-0-171-160	Single Family Detached	3	10,459	1	-	\$834.49	\$834.48
028-0-171-170	Single Family Detached	3	10,522	1	-	\$834.49	\$834.48
028-0-171-180	Single Family Detached	3	10,000	1	-	\$834.49	\$834.48
028-0-171-190	Single Family Detached	3	10,000	1	-	\$834.49	\$834.48
028-0-171-200	Single Family Detached	3	10,914	1	-	\$834.49	\$834.48
028-0-171-210	Single Family Detached	3	10,685	1	-	\$834.49	\$834.48
028-0-171-220	Single Family Detached	3	10,135	1	-	\$834.49	\$834.48
028-0-171-230	Single Family Detached	3	10,019	1	-	\$834.49	\$834.48
028-0-171-240	Single Family Detached	3	10,292	1	-	\$834.49	\$834.48
028-0-171-250	Single Family Detached	3	15,017	1	-	\$834.49	\$834.48
028-0-171-260	Single Family Detached	3	10,309	1	-	\$834.49	\$834.48
028-0-171-270	Single Family Detached	3	10,069	1	-	\$834.49	\$834.48
028-0-171-280	Single Family Detached	3	10,701	1	-	\$834.49	\$834.48
028-0-172-010	Single Family Detached	3	10,161	1	-	\$834.49	\$834.48
028-0-172-020	Single Family Detached	3	10,000	1	-	\$834.49	\$834.48
028-0-172-030	Single Family Detached	3	12,370	1	-	\$834.49	\$834.48
028-0-172-040	Single Family Detached	3	10,000	1	-	\$834.49	\$834.48
028-0-172-050	Single Family Detached	3	10,066	1	-	\$834.49	\$834.48
028-0-172-060	Single Family Detached	3	10,114	1	-	\$834.49	\$834.48
028-0-172-070	Single Family Detached	3	10,000	1	-	\$834.49	\$834.48
028-0-172-080	Single Family Detached	3	10,911	1	-	\$834.49	\$834.48
028-0-172-090	Single Family Detached	3	12,320	1	-	\$834.49	\$834.48
028-0-172-100	Single Family Detached	3	10,000	1	-	\$834.49	\$834.48

## Exhibit 1

### Casitas Municipal Water District Community Facilities District No. 2013-1 (Ojai) Fiscal Year 2019-2020 Special Tax Levy

Assessor's Parcel Number	Description	Tax Class	Parcel Square Footage	No. of Residential Units	Non- Residential Floor Area	Maximum Special Tax	Approved Special Tax
028-0-172-110	Single Family Detached	3	10,053	1	-	\$834.49	\$834.48
028-0-172-120	Single Family Detached	3	10,787	1	-	\$834.49	\$834.48
028-0-172-130	Single Family Detached	3	12,314	1	-	\$834.49	\$834.48
028-0-172-140	Single Family Detached	3	10,911	1	-	\$834.49	\$834.48
028-0-172-150	Single Family Detached	3	10,000	1	-	\$834.49	\$834.48
028-0-172-160	Single Family Detached	3	10,114	1	-	\$834.49	\$834.48
028-0-173-010	Single Family Detached	1	67,500	1	-	\$2,357.06	\$2,357.06
028-0-173-020	Single Family Detached	3	11,988	1	-	\$834.49	\$834.48
028-0-173-030	Single Family Detached	3	12,003	1	-	\$834.49	\$834.48
028-0-173-040	Single Family Detached	3	12,019	1	-	\$834.49	\$834.48
028-0-173-050	Single Family Detached	3	12,034	1	-	\$834.49	\$834.48
028-0-173-060	Single Family Detached	3	12,050	1	-	\$834.49	\$834.48
028-0-173-070	Single Family Detached	3	11,698	1	-	\$834.49	\$834.48
028-0-173-080	Single Family Detached	3	10,066	1	-	\$834.49	\$834.48
028-0-173-090	Single Family Detached	3	10,014	1	-	\$834.49	\$834.48
028-0-173-100	Single Family Detached	3	15,210	1	-	\$834.49	\$834.48
028-0-173-110	Single Family Detached	3	15,442	1	-	\$834.49	\$834.48
028-0-173-120	Single Family Detached	3	10,004	1	-	\$834.49	\$834.48
028-0-173-130	Single Family Detached	3	10,000	1	-	\$834.49	\$834.48
028-0-173-140	Single Family Detached	3	10,013	1	-	\$834.49	\$834.48
028-0-181-065	Single Family Detached	3	11,970	1	-	\$834.49	\$834.48
028-0-181-075	Single Family Detached	3	10,002	1	-	\$834.49	\$834.48
028-0-181-085	Single Family Detached	3	10,003	1	-	\$834.49	\$834.48
028-0-181-095	Single Family Detached	3	12,508	1	-	\$834.49	\$834.48
028-0-181-105	Single Family Detached	3	12,493	1	-	\$834.49	\$834.48
028-0-181-115	Single Family Detached	3	10,143	1	-	\$834.49	\$834.48
028-0-181-125	Single Family Detached	3	10,001	1	-	\$834.49	\$834.48
028-0-182-015	Single Family Detached	3	10,001	1	-	\$834.49	\$834.48
028-0-182-025	Single Family Detached	3	10,001	1	-	\$834.49	\$834.48
028-0-182-035	Single Family Detached	3	10,040	1	-	\$834.49	\$834.48
028-0-182-045	Single Family Detached	3	10,043	1	-	\$834.49	\$834.48
028-0-182-055	Single Family Detached	3	10,002	1	-	\$834.49	\$834.48
028-0-182-065	Single Family Detached	3	10,002	1	-	\$834.49	\$834.48

**Totals:**

**\$3,009,267.46 \$3,009,252.28**

**Percentage Levy of Maximum Special Tax: 100.00%**

Printed:  
6/11/2019

## MEMORANDUM

---

TO: Board of Directors

From: Michael L. Flood, General Manager

RE: **Approve and Authorize Board President to sign a Memorandum of Understanding for Design and Construction of the Ventura County – Santa Barbara County Intertie Project**

Date: June 20, 2019

---

### RECOMMENDATION:

Approve the MOU as presented.

### BACKGROUND:

Casitas Municipal Water District (CMWD) and Carpinteria Valley Water District (CVWD) have been jointly working on the design of an upsized intertie between their respective districts since late in 2018.

This intertie will allow potable water to move in sufficient quantity between both districts in the event of drought, facilities outage or other emergency.

Overall, the project consists of a 16" connecting pipeline and two pump stations.

Funding through the Federal Emergency Management Agency (FEMA) has been identified as a critical part of the project.

Application for FEMA funding will be made through the California Office of Emergency Services (Cal OES) and is due in early July 2019.

In order to apply for FEMA funding, CMWD and CVWD must show that they have an agreement for the design and construction of the project.

The Executive Committee reviewed the first draft of the MOU and instructed staff to pass the agreement on to District Counsel in preparation for approval at the June 26, 2019 Board Meeting.



**DISCUSSION:**

The MOU covers the design and construction of the intertie and can be summarized as follows:

**Casitas MWD will pay for:**

1. 100% of the preliminary design/California Environmental Quality Act (CEQA) environmental-related study and certification costs.
2. 100% of the design and construction costs for the pump stations and water treatment improvements.
3. 100% of the pipeline design and construction costs of the facilities constructed in Ventura County.
4. 50% of the pipeline design and construction costs of the portions constructed in Santa Barbara County.

**Carpinteria VWD will pay for:**

1. 50% of the pipeline design and construction costs of the portions constructed in Santa Barbara County.

**MEMORANDUM OF UNDERSTANDING**

**Between Casitas Municipal Water District**

**and**

**Carpinteria Valley Water District**

**For the Design, California Environmental Quality Act Compliance,  
Permitting and Construction**

**of the**

**Ventura County – Santa Barbara County Intertie Project**

This Memorandum of Understanding (MOU) is made and entered into this \_\_\_\_\_ day of June, 2019 by and between the Casitas Municipal Water District (hereafter ‘Casitas MWD’) and the Carpinteria Valley Water District (hereafter ‘Carpinteria VWD’). Collectively, Casitas MWD and Carpinteria VWD shall be referred to as Parties.

**RECITALS**

WHEREAS, both Casitas MWD and Carpinteria VWD are established and authorized by California statute to acquire, control, distribute, store, spread, sink and transmit any water for the beneficial use or uses of their respective district and inhabitants; and

WHEREAS, both Casitas MWD and Carpinteria VWD have statutory authority to make contract, agreements or memorandum of understandings with public and private entities and to do all acts necessary for the full exercise of its powers; and

WHEREAS, Casitas MWD and Carpinteria VWD have identified the need to provide their respective customers with access to a water supply of sufficient quantity and reliability to be used in the case of an outage or drought emergency that affects either one or both entities; and

WHEREAS, Casitas MWD and Carpinteria VWD have an existing water intertie that is not of sufficient capacity and characteristics to satisfy this aforementioned need and

WHEREAS, Casitas MWD and Carpinteria VWD have identified a proposed project that will be of sufficient capacity and characteristics to satisfy the aforementioned need and;

WHEREAS the proposed project has been named the Ventura County – Santa Barbara County Intertie Project (hereafter ‘the Project’) and

WHEREAS, both Casitas MWD and Carpinteria VWD consider this Project to be a beneficial use of water and for the best interests of their respective jurisdictions; and

WHEREAS, in order to connect to both the Casitas MWD water system and also the Carpinteria VWD water system, the proposed Project will need to be constructed in locations in both Ventura County and Santa Barbara County and;

WHEREAS Casitas MWD (as lead agency) is seeking to obtain grant funding through the Federal Emergency Management Agency (FEMA) for the proposed Project; and

WHEREAS, Should the Project be funded under the FEMA Grant funding for seventy-five percent (75%) of the total Project costs, Casitas MWD and Carpinteria VWD wish, through this MOU, to identify and specify their respective financial responsibilities for the completion of this Project.

## **TERMS AND CONDITIONS**

NOW THEREFORE, based on the preceding recitals and the valuable considerations set forth below, Casitas MWD and Carpinteria VWD hereby agree shall abide by the following terms and conditions:

### **1. Casitas MWD acknowledges and agrees to take responsibility and pay for:**

- A. 100% of the preliminary design costs of the Project.
- B. 100% of the costs related to compliance with the California Environmental Quality Act (CEQA) for this Project.
- C. 100% of the costs related to the applicable federal, state and local permitting and licensing for this Project.
- D. 100% of the design and construction costs for any pump stations and water treatment improvements within Ventura County for the Project.
- E. 100% of the pipeline design and construction costs of the Project facilities to be constructed in Ventura County.
- F. 50% of the pipeline design and construction costs of any Project facilities to be constructed in Santa Barbara County.

### **2. Carpinteria VWD acknowledges and agrees to:**

- A. Pay for 50% of the pipeline design and construction costs of any Project facilities to be constructed in Santa Barbara County.
- B. Cooperate fully with Casitas MWD as Casitas MWD takes the lead agency role for the Project from a CEQA compliance and permitting perspective.
- C. Assist Casitas MWD in obtaining FEMA Grant funding for the Project.
- D. Provide support, as feasible, to Casitas MWD for the design, construction and completion of the Project.

**3. Miscellaneous**

- A. This memorandum does not constitute a contractual agreement between the parties nor a binding development agreement, pursuant to Gov. Code, §§ 65864-65869.5
- B. This memorandum contains the entire understanding between the parties with respect to its subject matter.
- C. The Parties hereto shall execute, acknowledge and deliver any and all documents and instruments as may be necessary, expedient or proper to carry out the intent and purpose of this MOU.
- D. The terms of this MOU have been negotiated by the Parties hereto and the language used in this MOU shall be the language chosen by the Parties hereto to express their mutual intent.
- E. This MOU shall be construed without regard to any presumption or rule requiring construction against the party causing such instruments, or any portion thereof, to be drafted or in favor of the party receiving a particular benefit under the MOU. No rule of strict construction will be applied against any person.
- F. This MOU may be executed in two or more counterparts, each of which shall be deemed an original but all of which together shall constitute one and the same instrument.

Dated: Casitas Municipal Water District  
By: \_\_\_\_\_  
Pete Kaiser; President of the Board of Directors

Dated: By: \_\_\_\_\_  
Brian Brennan, Secretary of the Board of Directors

Dated: Carpinteria Valley Water District  
By: \_\_\_\_\_

---

---

**CASITAS MUNICIPAL WATER DISTRICT  
MEMORANDUM**

---

---

**TO:** BOARD OF DIRECTORS  
**FROM:** MICHAEL FLOOD, GENERAL MANAGER  
**SUBJECT:** SCHEDULING A PUBLIC HEARING TO DISCUSS AN ORDINANCE TO INCREASE BOARD OF DIRECTORS COMPENSATION  
**DATE:** JUNE 21, 2019

---

**RECOMMENDATION:**

It is recommended that the Board of Directors adopt the resolution setting a public hearing to hear input from the public regarding the adoption of an ordinance authorizing an increase in Director's compensation from \$188.59 per meeting to \$198.02 per meeting pursuant to Water Code Section 20200 et. Seq.

**BACKGROUND, DISCUSSION AND REPORT:**

The Board of Director's compensation has remained at \$188.59 per meeting since it was last modified on December 10, 2017. In order for the Board to increase their compensation, they must hold a public hearing to review the ordinance authorizing the increase. The ordinance is not effective until 60 days from the final passage of the ordinance. Voters of the district have the right to petition protesting the adoption of the ordinance.

It is recommended that the public hearing and ordinance adoption be held on July 24, 2019 with the increase to be effective September 22, 2019.

## CASITAS MUNICIPAL WATER DISTRICT

RESOLUTION SETTING THE TIME AND PLACE OF A PUBLIC HEARING FOR  
INCREASING COMPENSATION AUTHORIZED TO BE PAID TO THE DIRECTORS  
OF THE CASITAS MUNICIPAL WATER DISTRICT

WHEREAS, Water Code Section 20200, et seq. provides for an annual increase in compensation not to exceed five percent (5%) per meeting day to be paid to the Directors of the Casitas Municipal Water District; and

WHEREAS, compensation for the Casitas Board of Directors was last changed effective December 10, 2017; and

WHEREAS, a public hearing must be held to discuss director compensation.

NOW, THEREFORE, BE IT RESOLVED by the Board of Directors of the Casitas Municipal Water District as follows:

1. A public hearing will be conducted for the purpose of hearing all interested parties as to increasing the compensation authorized to be paid to the Board of Directors of Casitas.
2. The place of said hearing is hereby fixed at Casitas' Office, 1055 Ventura Avenue, in the town of Oak View. The date and time for said hearing is hereby fixed as July 24, 2019 at 3:00 p.m.
3. The Clerk of the Board is hereby directed to give notice of said hearing by publishing notice of the time and place of the hearing as required by law.

ADOPTED this 26<sup>th</sup> day of June 2019.

---

Pete Kaiser, President  
Casitas Municipal Water District

ATTEST:

---

Brian Brennan, Secretary  
Casitas Municipal Water District

## MEMORANDUM

---

TO: Board of Directors  
From: Michael L. Flood, General Manager  
RE: **Approve Proposed Casitas MWD Bylaws**  
Date: June 20, 2019

---

### RECOMMENDATION:

Approve the Casitas Municipal Water District Bylaws.

### BACKGROUND:

The Executive Committee has been working on several drafts of the bylaws since the Committee Meeting of April 12, 2019.

At that meeting, District Counsel Robert Kwong presented a first draft along with a cover letter outlining Board of Director responsibilities.

The cover letter was reviewed with the full board at the Special Board Meeting of May 4, 2019.

The Executive Committee reviewed the final draft of the bylaws at the June 17<sup>th</sup> Committee Meeting and subject to a few small changes, recommended that the CMWD Bylaws be presented to the Board of Directors at the June 26, 2019 Board Meeting for review and approval.

### DISCUSSION:

The proposed CMWD Bylaws have thirteen articles and covers a variety of topics including the District's Mission Statement, Ethics, Board Powers, Board Officer Election and Duties, Board Committees, Board of Directors Rules of Order, and the Administration of District Business.

The bylaws can be changed or amended in the future by passing of a Board Resolution and changes to State Law are automatically incorporated without the need to specifically amend the bylaws.

**RESOLUTION NO.**

**CASITAS MUNICIPAL WATER DISTRICT**

**RESOLUTION FOR THE ADOPTION OF THE  
CASITAS MUNICIPAL WATER DISTRICT  
BYLAWS**

**BE IT RESOLVED** that the Casitas Municipal Water District Board of Directors does hereby approve and adopt the attached Bylaws, to become effective immediately. These Bylaws supersede all previously adopted Bylaws.

**PASSED AND ADOPTED** this \_\_\_\_ day of June, 2019, upon the following vote:

AYES:

NAYES:

ABSENT:

ABSTAIN:

\_\_\_\_\_  
Peter Kaiser – Board President

**CERTIFICATION:**

I, Brian Brennan , Secretary of the Board of Directors of the Casitas Municipal Water District, do certify that the above is a true and accurate copy of Resolution No. \_\_\_\_\_ adopted by the Board of Directors on this \_\_\_\_ day of June, 2019

\_\_\_\_\_  
Brian Brennan – Secretary



# CASITAS MUNICIPAL WATER DISTRICT

## BYLAWS

(June , 2019)

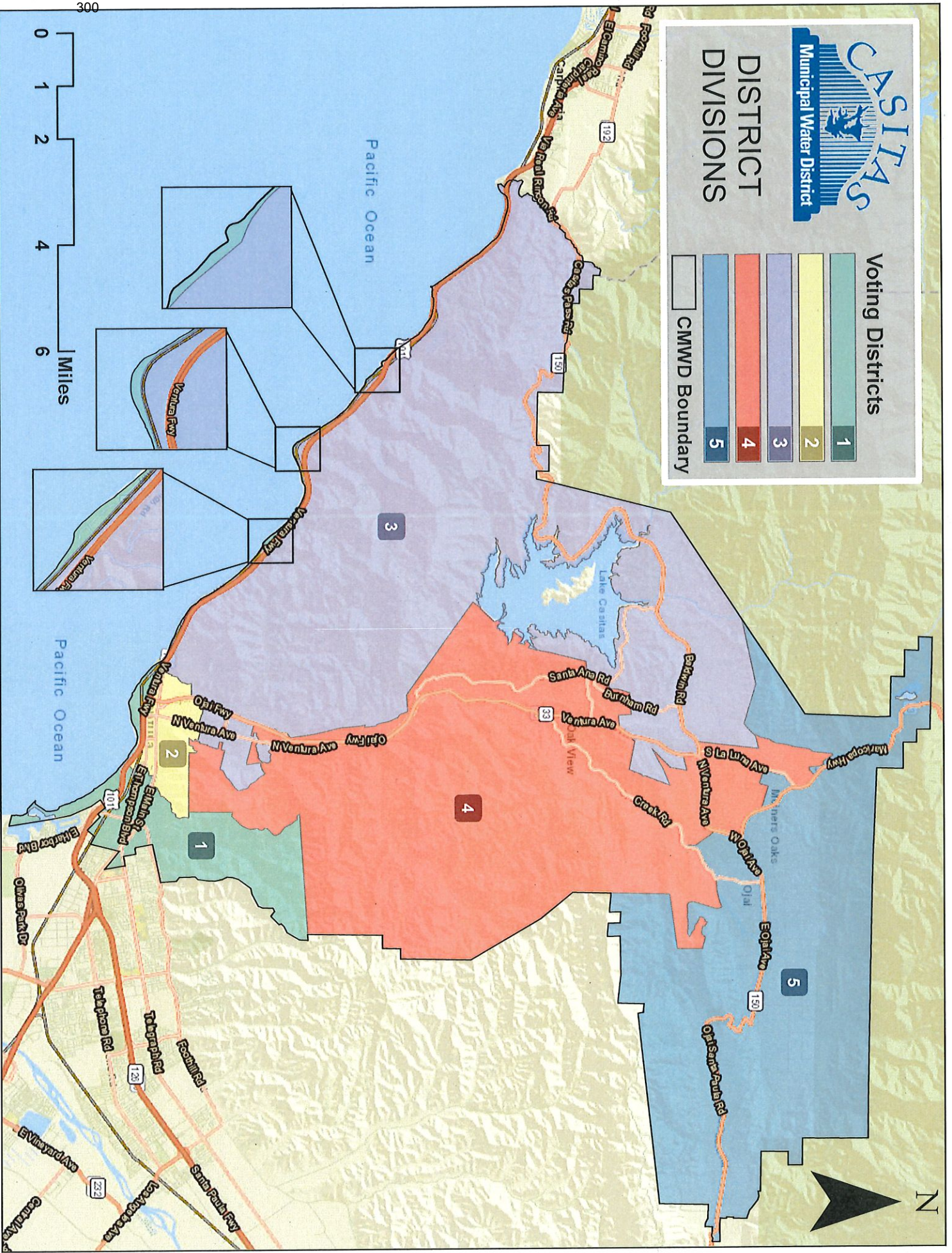

# CASITAS

Municipal Water District

## DISTRICT DIVISIONS



### Voting Districts





## Table of Contents

I	Name .....	1
II	Purpose.....	1
III	Mission and Objectives.....	1
IV	Territory.....	1
V	Place of Business.....	2
VI	Governing Board .....	2
	Powers .....	2
	Ethics Guidelines .....	2
	Number of Directors.....	5
	Director Divisions.....	5
	Selection of the Board .....	5
	Board Compensation .....	6
VII	Officers of the Board.....	7
	Titles and Functions.....	7
	Terms of Board Officers.....	7
	Board Officer Appointment Process.....	8
VIII	Meetings of the Board of Directors .....	8
	Time and Place.....	8
	Board Meeting Agenda .....	8
	Quorum .....	9
IX	Records of Proceedings .....	9
	Recordings .....	9
	Written Minutes of Board Meetings .....	9
	Official Signatures .....	9
X	Rules of Order.....	10
	Order of Business – Board Meetings .....	10
	Rules of Order for Board and Board Committee Meetings .....	10
	Public Hearings .....	11
	Closed Sessions.....	11
	Additions to the Agenda.....	11
	Board Agenda Formation.....	12
	Adjournment .....	12
	Temporary Board President.....	12
XI	Board Committees.....	12
	Board Committee Formation and Authority .....	12
	Standing Board Committees .....	13
	Representation on Other Boards, Committees and Agencies .....	13
	Brown Act Compliance .....	13

XII Administration of District Business.....	13
General Manager.....	13
Legal Counsel.....	14
Independent Auditor .....	14
Conflict of Interest Code .....	14
Fiscal Matters .....	14
XIII Adoption and Amendment of Bylaws .....	16

## BYLAWS

### CASITAS MUNICIPAL WATER DISTRICT

#### ARTICLE I            NAME

The name of this organization is the CASITAS MUNICIPAL WATER DISTRICT ("District"). The District was formed in 1952 under Municipal Water District Law of 1911 (California Water Code §71010 et seq.). The original name for the District was the Ventura River Municipal Water District which was changed to its current name in 1971.

#### ARTICLE II            PURPOSE

The District is an independent special district established in accordance with and having the authority and powers defined in the State of California's Water Code Section 71010 et seq. The District may acquire, control, distribute, store, spread, sink, treat, purify, recycle, recapture, and salvage any water, including sewage and storm waters, for the beneficial use or uses of the District, its inhabitants, or the owners of rights to waters in the District. (Water Code §71610(a); see also Ventura River, California Reclamation Project Act (Pub.L. No. 70-423 (March 1, 1956), 70 Stat. 32)) The District may also undertake water conservation programs to reduce water use, sell water under its control to cities, other public corporations and agencies, sell surplus water, and set rates for water sales. (Water Code §§ 71610.5, 71611, 71612, 71614 and 71616, respectively.) And in accordance with federal law, the District is authorized and directed to provide public outdoor recreation opportunities in Lake Casitas and the surrounding environment.

#### ARTICLE III            MISSION AND OBJECTIVES

The ongoing mission of the Casitas Municipal Water District is to provide its service area with safe and reliable locally and regionally developed water and recreational opportunities in an environmentally and economically responsible manner.

#### ARTICLE IV            TERRITORY

A map of the District and its boundaries is shown inside the front cover of this document.

## **ARTICLE V**                    **PLACE OF BUSINESS**

The District's administrative office is located at 1055 Ventura Avenue, Oak View, California 93022.

## **ARTICLE VI**                    **GOVERNING BOARD**

The Board of Directors is the governing and decision-making body of the District and exercises all District powers. (Water Code §§ 71270 and 71300) The Board receives its power from the California Constitution and State laws passed by the legislature, including the District's principal act, the Municipal Water District Act of 1911, Water Code §71010 et seq. State law takes precedence if a conflict occurs between State law these bylaws or any action by the Board.

Each Board member shall be administered the Oath of Office, which reads as follows:

*As an officer of Casitas Municipal Water District, I, [state name] do solemnly swear (or affirm) that I will support and defend the Constitution of the United States and the Constitution of the State of California against all enemies, foreign and domestic; that I will bear true faith and allegiance to the Constitution of the United States and the Constitution of the State of California; that I take this obligation freely, without any mental reservation or purpose of evasion; and that I will well and faithfully discharge the duties upon which I am about to enter.*

### **Section 1.        Powers**

The powers of the District are set forth in Water Code §71300 et seq., and as they may be amended by the State Legislature from time to time.

### **Section 2.        Ethics Guidelines**

#### **2.1    Act in the Public Interest**

Directors must recognize that stewardship of the public interest must be their primary concern. Directors will work for the common good of the people of the District and not for any private or personal interest, and they will assure fair and equal treatment of all persons, claims and transactions coming before the Board.

#### **2.2    Comply with the Law**

Directors shall comply with all applicable federal, state and local laws and regulations in the performance of their public duties.

These laws include, but are not limited to: the United States and California Constitutions; California Political Reform Act of 1974 (Gov. Code §§87100-87500) and corresponding Fair Political Practices Commission regulations (title 2 Calif. Code of Regs., §18701 et seq.); laws pertaining to conflicts of interest, election campaigns, financial disclosures, employer responsibilities, Brown Act Open Meetings Law (Gov. Code §54950 et seq.), and Public Records Act (Gov. Code §6250 et seq.).

### **2.3 Conduct of Directors**

The professional and personal conduct of Directors must be above reproach and avoid even the appearance of impropriety. Directors shall refrain from abusive conduct, personal charges or verbal attacks upon the character or motives of other Directors, the staff or public.

#### **A. Duty of Care**

A Board director must pay attention to organization matters and participate fully in board review and decision-making. He or she must exercise the care that an ordinarily prudent person would exercise in a like position and under similar circumstances.

#### **B. Duty of Loyalty**

A Board director must put the needs of the organization ahead of any personal interest when making decisions affecting the organization and may not use information obtained as a director for personal gain. A director must always maintain confidentiality regarding the agency's operations.

#### **C. Duty of Obedience**

A Board director must be faithful to the organization's mission and may not act in a manner that is inconsistent with this mission. This requirement is based on the public trust afforded to governmental entities, and the assumption that the agency will manage constituent funds in fulfillment of the agency's statutory purpose.

#### **D. Fiduciary Duty**

A Board director has a fiduciary (i.e., one who must exercise a high standard of care in managing another's money or property (Black's Law Dictionary, 10th ed., p. 743)) duty to the organization and is responsible for assuring the agency's fiscal health.

### **2.4 Respect for Process**

Directors shall perform their duties in accordance with the processes and rules of order established in these Bylaws.

## **2.5 Conduct at Public Meetings**

Directors shall be prepared to attend and participate at Board meetings and Board committee meetings; listen courteously and attentively to all public discussions before the body; and focus on the business at hand. They shall refrain from interrupting other speakers; making personal comments not germane to the business of the body; or otherwise interfering with the orderly conduct of meetings.

## **2.6 Decisions Based on Merit**

Directors shall base their decisions on the merits and substance of the matter at hand, rather than on unrelated considerations.

## **2.7 Communication**

Directors shall publicly share substantive information that is relevant to a matter under consideration by the Board, which they may have received, *ex parte*, from sources outside of the public decision-making or public hearing process.

## **2.8 Conflict of Interest**

In order to assure their independence and impartiality on behalf of the common good, Directors shall not use their official positions to influence government decisions in which they have a material financial interest.

In accordance with governing law, Directors shall disclose investments, interests in real property, sources of income, and gifts; and they shall abstain from participating in deliberations and decision-making where conflicts may exist pursuant to Federal and State laws.

## **2.9 Gifts and Favors**

Directors shall not take any special advantage of services or opportunities for personal gain, by virtue of their public office, that are not available to the public in general. They shall refrain from accepting any gifts, favors or promises of future benefits which might compromise their independence of judgment or action or give the appearance of being compromised.

## **2.10 Confidential Information**

Directors shall respect the confidentiality of information concerning the property, personnel or affairs of the District. Directors shall not disclose confidential information unless required to fulfill their fiduciary duty nor shall disclose confidential information to advance their personal, financial or other private interest.

## **2.11 Representation of Private Interests**



In keeping with their role as stewards of the public interest, Directors shall not appear on behalf of the private interests of third parties before the Board.

### **2.12 Advocacy**

Directors shall represent the official policies of the District to the best of their ability when designated as representatives or delegates for this purpose. When presenting their individual opinions and positions, Directors shall explicitly state they do not represent the District or the District Board, nor will they allow the inference that they do.

### **2.13 Policy Role of Directors**

Directors have as their primary role -- policy setting and policy review. Directors shall not interfere with the administrative functions of the District or the professional duties of District staff; nor shall they impair the ability of staff to implement Board policy decisions.

### **2.14 Positive Workplace Environment**

Directors shall support the maintenance of a positive and constructive workplace environment for District employees and for citizens and businesses dealing with the District. Directors shall recognize their special role in dealings with District employees and shall not provide direct or indirect direction to staff other than the General Manager.

### **2.15 Rules of Conduct, Board Resolution No. 06-13**

By this reference, the Directors incorporate those provisions in the Rules of Conduct (Board Resolution No. 06-13, 04/26/2006) which may be amended from time to time into Bylaws Article VI, Section 2. In the event of any conflict between the Rules of Conduct and the Bylaws, the governing applicable laws of the State of California shall be determinative.

## **Section 3. Number of Directors**

Pursuant to Section 71250 of the Water Code, the number of members of the board of directors is five (5), each representing one of five districts within the District.

## **Section 4. Director Divisions**

The Casitas Municipal Water District is governed by an elected five-member Board of Directors and each of the District's five directors represent a division within the District boundaries. The divisions are broadly described in the District map above.

## **Section 5. Selection of the Board**

### **5.1 Election**

Board member elections are held in November of even numbered years. Board members serve four-year terms that are staggered so that every two years elections are held for either Divisions 2, 3, and 5 or Divisions 1 and 4. Each Board member must be a resident of the division that he or she represents. The detail of each division boundary for each Board Member can be accessed through the map links that are posted on the District's website (<https://www.casitaswater.org>). Additional information for candidates interested in serving on the Casitas Board of Directors is available on the County of Ventura Elections Website. (<https://recorder.countyofventura.org/elections/>) Each member of the Board is elected, in a general election, in their designated division within the District, pursuant to Elections Code Section 10500 et seq. with the exception of the situation set forth in Section 5.5 below.

### **5.2 Election Year**

Elections are held in even-numbered years in November and are consolidated with the County of Ventura's general election; the new terms, following election, begin as determined and provided for in Section 10554 of the Elections Code.

Election in three divisions within the District are held in one even-numbered year, and the other 2 divisions are held in the following even-numbered year, *which shall be evenly divisible by two*. The divisions are grouped as follows:

Group 1:	Divisions 1, 4
Group 2:	Divisions 2,3, 5

### **5.3 Residence Requirements**

Each member of the Board is required to maintain their primary personal residence within the division from which they are elected in order to retain their eligibility to represent that division. (Water Code §71250)

### **5.4 Term of Office**

The term of office of each member of the board is four years. (Water Code §71252) A member's term can be terminated by his/her resignation from office, or termination of residence within the District.

### **5.5 Vacancies**

Vacancies on the District Board of Directors shall be filled for the unexpired term pursuant to the terms and conditions of Government Code Section 1780 et seq. by a qualified person who shall be a

resident of, and otherwise qualified to be a director from, the division in which the vacancy occurred.

## **Section 6. Board Compensation**

### **6.1 Compensation**

Directors shall receive compensation (i.e., per diem) in an amount not to exceed a total of ten (10) days in any calendar month. Specific terms and conditions for Director compensation are set forth in Section 12 of the Rules of Conduct (Board Resolution No. 06-13, 04/26/2006) which may be amended from time to time.

### **6.2 Payment**

Payment for Board and Committee attendance or other District related travel by a Director shall be governed by Section 12 of the Rules of Conduct (Board Resolution No. 06-13, 04/26/2006) which may be amended from time to time.

## **ARTICLE VII            OFFICERS OF THE BOARD**

### **Section 1. Titles and Functions**

The officers of the Board of Directors shall consist of the following:

#### **1.1 President**

The President shall preside at all meetings of the Board of Directors, have general supervision of the affairs of the Board of Directors, represent the Board of Directors in any actions taken by the Board, establish, in consultation with the District General Manager, the Board meeting agenda, and perform such duties as the Bylaws may prescribe. (Water Code §71360)

#### **1.2 Vice President**

The Vice President shall assist the President in performance of his/her duties and act in his/her stead when required.

#### **1.3 Secretary**

The Secretary shall countersign with the President, on all contracts, deeds, warrants, releases, receipts, and documents, except as the Board may, by resolution, authorize the District General Manager or other District employees specified by the Board to sign such documents.

#### **1.4 Assistant Secretary**

The Assistant Secretary shall assist the Secretary in the performance of his/her duties and act in his/her stead when required.

## **Section 2. Terms of Board Officers**

### **2.1 Length of Term**

The terms of all officers shall be from the date of their election (historically this election has been held at one of the December Board Meetings), for the following approximately 12-month period when elections are held again. Any member can be reelected to continue in the same office.

### **2.2 Vacancies & Other Contingencies**

If the President fails to complete his/her term or for whatever reason is incapable of completing his/her term, the Vice President shall act in his/her stead and a new Vice President shall be elected for the remainder of the term.

If the Secretary fails to complete his/her term or for whatever reason is incapable of completing his/her term, the Assistant Secretary shall act in his/her stead and a new Assistant Secretary shall be elected for the remainder of the term.

## **Section 3. Board Officer Appointment Process**

Appointment of Board offices shall take place as the last item of business at the regular meeting of the Board of Directors in December of each year or as soon thereafter as possible. Board Officers shall be appointed on a rotational basis with the Vice-President succeeding the President, the Secretary succeeding the Vice-President, the Assistant Secretary succeeding the Secretary, the At-Large Member succeeding the Assistant Secretary, and the President becoming the At-Large Member.

## **ARTICLE VIII      MEETINGS OF THE BOARD OF DIRECTORS**

### **Section 1. Time and Place**

The time and place of the regular meetings of the Board shall be set by Board resolution. All meetings shall be conducted in compliance with the Brown Act Open Meetings Law (Gov. Code Section 54950 et seq.). Board meetings are held on the second and fourth Wednesdays of each month at 3:00 p.m. in the Board Room of the Casitas main office, located at 1055 North Ventura Avenue, Oak View, California. Occasionally, regular Board meeting dates are changed to accommodate other commitments and Special Meetings may be called from time to time to facilitate the business of the District.

## **Section 2. Board Meeting Agenda**

**2.1** The Clerk of the Board is responsible for posting a copy of each Board meeting agenda at the District Administration Office, on the outside posting board, for regular meetings at least 72 hours prior to the meeting time as required by Section 54954.2 of the California Government Code, and for other meetings as required by the Brown Act.

**2.2** The Clerk of the Board shall comply with all applicable Brown Act requirements for preparing and posting the Board Meeting Agenda. Gov. Code Sections 54954, 54954.2, and 54954.5.

**2.3** The Clerk of the Board shall timely mail or email a copy of each Board meeting agenda to those people, agencies, organizations, etc. who have requested to be placed on the current recipient list for such notices, and the local news media.

**2.4** The General Manager shall prepare or direct the preparation of a written staff report or Board letter/memorandum on all agenda items that will explain the agenda item, indicate the fiscal impact, if any, of the agenda item, and clearly indicate a recommended action to be taken by the Board.

**2.5** The Board President may change the sequence of items on the Board agenda.

**2.6** In accordance with Government Code §54954.2(a)(3), any Board Member may request an item be placed on a future Board Meeting agenda for discussion or action. The Board President, in cooperation with the District General Manager, shall determine when and how such a request for an item to be placed on a Board Meeting agenda will be accomplished. Emergency items can only be added pursuant to the provisions set forth in Government Code §54954.2.

## **Section 3. Quorum**

A majority of the current Board membership shall constitute a quorum. A majority of the Board members voting shall be required to approve, disapprove or otherwise act on any proposal, except matters requiring action by a specific number or percentage of the full Board as required by statute. A tie vote shall constitute a denial.

## **ARTICLE IX                    RECORD OF PROCEEDINGS**

### **Section 1. Recordings**

All Board of Directors' meetings shall be either audio or video-recorded and these records shall be retained for a period of four years and then destroyed.

**Section 2. Written Minutes of Board Meetings**

The Clerk of the Board shall prepare for approval by the Board of Directors action minutes recording all resolutions, ordinances, actions, and determinations of the Board. Minutes shall contain mainly a record of what was done at the meeting, not what was said by the Board members, staff or public. Robert's Rules of Order (11<sup>th</sup> Ed.), §48.

**Section 3. Official Signatures**

All papers involving official acts of the Board shall be signed in accordance with appropriate legislation relating to such acts. In the absence of specific regulations, the signature of the President or Secretary attested by the Clerk of the Board shall be deemed sufficient.

**ARTICLE X RULES OF ORDER**

**Section 1. Order of Business – Board Meetings**

The Board President, or acting President, may make changes in the order of the agenda unless a two-thirds vote of the members in attendance defeats the decision of the Chairperson. The preferred order of business shall generally be as follows:

- (1) Call to order
- (2) Roll Call
- (3) Pledge of Allegiance
- (4) Agenda Review
- (5) Public Comment
- (6) Consent Agenda
- (7) Regular Agenda
- (8) Public Hearings
- (9) Board Member Comments
- (10) Closed Sessions
- (11) Adjournment

**Section 2. Rules of Order for Board and Board Committee Meetings**

**2.1** To the fullest extent practicable, the Board of Directors shall follow the latest edition of *Robert's Rules of Order Newly Revised* in the conduct of all Board and Board Committee business. If a conflict should arise between these Bylaws and *Robert's Rules of Order Newly Revised*, the latter shall take precedence over the former.

**2.2** To obtain the floor, a Director, staff member or public attendee must be directly recognized by the Chairperson.

**2.3** The Director making a motion shall clearly state the action or actions desired.

**2.4** A motion may be amended, prior to the vote, if the first & second on that motion agree to the amendment.

**2.5** A Motion to Reconsider Made at the Same Meeting. A Board member who voted with the prevailing side on a question previously considered by the Board, may, prior to the adjournment of the meeting where such question was considered, move that the Board reconsider the vote on that question. Any member may second the motion to reconsider. If a majority of the Board votes in favor of the motion to reconsider, the question will be reheard before the Board. A motion to reconsider made at the same meeting has precedence over every main motion, and may be taken up at any time during the meeting if there is no other motion on the floor. Upon adoption, a motion for reconsideration cancels the previous vote on the question as though the previous vote had never taken place.

**2.6** A Motion to Reconsider Made at a Subsequent Meeting. If, after the adjournment of a meeting where a question was previously considered, a Board member who voted with the prevailing side on that question requests reconsideration of the question, a motion for reconsideration will be placed on the agenda of the Board's next scheduled meeting. At that next scheduled meeting, any member may second the motion to reconsider. If a majority of the Board votes in favor of the motion to reconsider, the question will be reheard before the Board. Upon adoption, a motion for reconsideration cancels the previous vote on the question as though the previous vote had never taken place.

**2.7** Agenda items which shall require a roll call vote are:

- a) Contracts or any action involving the expenditure of over \$15,000 of District funds;
- b) Board Resolutions;
- c) Quasi-legislative matters; and
- d) Quasi-adjudicatory matters.

**2.8** All other Board votes on other Board Meeting Agenda items may be conducted by voice vote, (i.e., signifying affirmative or negative). The Clerk of the Board shall publicly report any action taken in the minutes and the vote or abstention on that action of each member present.

### **Section 3. Public Hearings**

Public Hearings will be conducted as follows:

- 1. Open public hearing
- 2. Receive staff report and recommendations
- 3. Report of written communications by Clerk of the Board
- 4. Public comment
- 5. Close public hearing
- 6. Discussion by Board of Directors

Further input by the public after the close of the public hearing shall be at the discretion of the Board President.

**Section 4. Closed Sessions**

Closed sessions of the District Board shall comply with all applicable provisions for closed sessions in Section 54950, et seq. of the California Government Code.

**Section 5. Additions to the Agenda**

Items may be added to the Board agenda at the beginning of a regular meeting only when the item to be added meets the requirements in Government Code Section 54954.2, subdivision (b).

**Section 6. Board Agenda Formation**

**6.1** Formation, review and finalization of the Board Agenda for each regular or special Board meeting shall be the joint responsibility of the Board President, General Manager, Clerk of the Board and Legal Counsel.

**6.2** Each Board member, subject to the provisions in this section and Government Code §54954.2, may ask that a matter be placed on a future Board meeting agenda so long as that matter is within the jurisdiction of the District.

**6.3** When a Board member requests that a certain matter be placed on a future Board meeting agenda in accordance with subsection 6.2 above, its actual placement on a future Board meeting agenda shall depend upon several factors including, but not limited to: existing Board priorities, agenda items already in progress for placement on the Board meeting agenda, work load of affected District staff responsible for preparing a Board letter or memorandum on the subject as determined by the General Manager, and District Board consensus to place the matter on a future agenda.

**Section 7. Adjournment**

The Board may adjourn any regular, adjourned regular, special, or adjourned special meeting to a time and place specified in the order of adjournment, pursuant to Government Code Section 54955.

**Section 8. Temporary Board President**

In the absence of the President and the Vice President and 15 minutes after the noticed time of any meeting of the Board, the Clerk of the board shall convene the meeting and the Board shall elect a temporary President to conduct such meeting. Upon arrival of the President or Vice President the higher ranking regular officer shall become the presiding officer and conduct such meeting.



## **ARTICLE XI            BOARD COMMITTEES**

### **Section 1.        Board Committee Formation and Authority**

Annually, following the election of Board officers, the Board will renew the Standing Committees deemed appropriate for the Board's needs. Board Standing Committee assignments will be made on a seniority basis with the Director with the most total years served on the Board selecting his/her Committee assignment first and then proceeding to the next Director until each Committee is filled. All Board Committee actions are advisory and non-binding on the District unless otherwise provided for.

### **Section 2.        Standing Board Committees**

**2.1** Board Standing Committees for the District are as follows:

- Water Resources
- Personnel
- Finance
- Recreation
- Executive
- Appeals Panel

**2.2** Members of the Executive Committee are the President and Vice President of the Board of Directors. Board Committees shall consist of no more than 2 Board members, with the exception of the Appeals Panel which shall have 3 Board members as established by Board Resolution. At the first meeting of each standing committee, the committee will select one member to act as Committee Chairperson.

**2.3** Standing Committees will meet per the following schedule, specific dates and times will be determined prior to meeting:

- Finance:
- Personnel:
- Recreation:
- Water Resources:
- Appeals Panel:
- Executive:

### **Section 3.        Representation on Other Boards, Committees and Agencies**

The Board President shall appoint individual Directors to serve as the Board's representative to boards, committees and agencies outside the District. The Board President may appoint himself/herself to serve in any of these positions.

### **Section 4.        Brown Act Compliance**

All Board Committee meetings are open to the public and shall comply with the Brown Act Open Meetings Law (Gov. Code §54950 et seq.).

## **ARTICLE XII      ADMINISTRATION OF DISTRICT BUSINESS**

### **Section 1.      General Manager**

The Board of Directors shall appoint a General Manager to implement the policies and programs approved by the Board of Directors. The General Manager so selected shall meet such minimum qualifications as are established by the Board of Directors. The General Manager shall be an "at will" employee and shall serve at the pleasure of the Board.

### **Section 2.      Legal Counsel**

The Board of Directors shall retain legal counsel to ensure all business of the District is conducted and all District Board actions taken conform to all applicable federal, state and local laws and regulations.

### **Section 3.      Independent Auditor**

Pursuant to Government Code Section 26909, the Board shall obtain the services of an independent certified public accountant to annually audit the financial books and records of the District. Such auditor shall annually present a written report of the District's financial position to the Board of Directors along with a management letter containing any observations or comments deemed pertinent.

### **Section 4.      Conflict of Interest Code**

All Board Members and covered employees are subject to the District's conflict of interest code and shall file periodic statements as required by the Political Reform Act of 1974 (Gov. Code §81000 et seq.) and Fair Political Practices Commission regulations (2 Calif. Code of Regs., §18000 et seq.).

### **Section 5.      Fiscal Matters**

Consistent with the provisions of applicable laws of the State of California, and the operational needs of the District, the General Manager or his/her designee shall be authorized and responsible for the fiscal concerns of the District as follows:

**5.1**    Fiscal Year begins July 1<sup>st</sup> and ends June 30<sup>th</sup>.

#### **5.2 Budget**

Prepare, for adoption by the Board of Directors prior to July 1 of each year, a budget showing anticipated revenues and expenses for personnel, services, supplies, equipment and related expenses to perform the purposes and goals of the District. The Board-

approved annual fiscal year budget shall authorize the General Manager and his/her staff to collect and expend funds for purposes identified in the adopted budget, as it may be amended by the Board of Directors from time to time. The General Manager shall control expenditures to be within the specific categories and purposes in the adopted or amended budget and within the available funds on hand and revenues received.

### **5.3 Finance Management**

As authorized in the District Board, the General Manager will direct the collection and disbursement of all monies into and out of the District treasury. The General Manager is authorized to make investments and open and close bank accounts as necessary to conduct the business of the District and in accordance with the District Board's current Investment Policy.

### **5.4 Purchasing Authority**

The General Manager has the authority to procure labor, supplies, services and equipment as necessary in accordance with policies established by the Board of Directors.

### **5.5 Annual Audits**

The General Manager shall, every five (5) years, periodically arranging for proposals from a group of independent auditors from which the Board of Directors shall select the firm to conduct the annual audit of the District's financial records.

The General Manager shall arrange for entrance and exit interviews with the independent auditor as directed by the Board.

The General Manager is responsible for annually submitting financial reports to the State Controller's office (State Controller's Report) in accordance with Government Code §53891.

The independent auditor is to be instructed to supply the Board of Directors with all correspondence, related to the audit, simultaneously submitting copies of such correspondence to the General Manager and Staff.

### **5.6 Statement of Investment Policy**

The General Manager is responsible to present to the Board, for review and approval, an annual Statement of Investment Policy in accordance with Government Code §53646.

### **5.7 Reimbursement Disclosure**

The General Manager is responsible for a report being published, at least annually, to disclose any reimbursement paid by the District

of at least one hundred dollars (\$100) for each individual charge for services or product received, in accordance with Government Code §53065.5.

#### **5.8 Ordinance Prescribing A System of Business Administration**

By this reference, Directors hereby incorporate the terms and conditions of District Ordinance #12-01, An Ordinance Prescribing A System of Business Administration (09/26/2012), and as may be amended from time to time, which governs accounting, auditing and disbursement of monies by the District. If there is any conflict between the Ordinance Prescribing A System of Business Administration and these Bylaws, these Bylaws shall prevail and take precedence.

### **ARTICLE XIII      ADOPTION AND AMENDMENT OF BYLAWS**

These bylaws are adopted by resolution and become effective on **June** , **2019**. Proposed amendments shall be presented in writing at a regular meeting of the Board of directors and may be adopted at the next regular meeting, provided at least 14 days have elapsed since the first meeting. Amendments shall be approved by resolution of the Board. Changes to the District's boundary map due to annexations or detachments, and changes to the sections of laws referenced, and any changes to these bylaws by reason of a change in the District's principal act or other State law affecting the District, shall be automatically incorporated as part of this document without the need for specific amendment following such changes.

---

---

**CASITAS MUNICIPAL WATER DISTRICT  
MEMORANDUM**

---

---

**TO:** BOARD OF DIRECTORS

**FROM:** MICHAEL FLOOD, GENERAL MANAGER

**SUBJECT:** AWARD OF CONTRACT FOR SUNSET PLACE PIPELINE REPLACEMENT, SPECIFICATION NO. 19-409

**DATE:** JUNE 26, 2019

---

**RECOMMENDATION:**

It is recommended the Board of Directors award the contract for the Sunset Place Pipeline Replacement, Specification No. 19-409 to Sam Hill Sons, Inc. in the amount of \$639,999.00 and the President of the Board execute an agreement for said work.

**BACKGROUND AND DISCUSSION:**

The Condition-Based Assessment and Water Master Plan for the Ojai Water System (OWS) identified variety of capital improvement projects. The existing 4-inch cast iron pipe along Sunset Place is undersized and approaching the end of its service life. The project will replace approximately 1,850 linear feet of existing 4-inch cast iron pipe with 8-inch polyvinyl chloride (PVC). On September 26, 2018, the Board determined all bidders on pipeline projects undertaken by the District in 2019 must be pre-qualified prior to submitting bids. Nine contractors received passing scores. On May 30, 2019, Sam Hill & Sons, Inc., one of the pre-qualified contractors, submitted a bid in the amount of \$639,999.00 to the District. The Engineer's Estimate for the project is \$540,000.

Inquiries were made to the other pre-qualified pipeline contractors as to the bidding climate and they indicated there is heavy construction activity which will lead to higher bid pricing than expected by owners. The estimates for projects expected to be bid for the remainder of 2019 will be reviewed to take this into consideration.

**BUDGET IMPACT:**

Funds in the amount of \$123,000 are budgeted this fiscal year for the project, and \$800,000 is included in the requested budget for fiscal year 2019-20.

Attachment: Bid Summary

CASITAS MUNICIPAL WATER DISTRICT BID TABULATION SUNSET PLACE PIPELINE REPLACEMENT Engineering Estimate \$540,000.00							
				Engineering Estimate		Sam Hill & Sons, Inc.	
Item	Quantity	Unit	Description	Unit Price	Amounts \$	Unit Price	Amounts \$
			<b>Mobilization/Demobilization of all contract work</b> for the lump sum amount of				
1	1	LS		\$20,000.00	\$20,000.00	\$45,000.00	\$45,000.00
2	1	LS	<b>Provide</b> sheeting, shoring and bracing	\$5,000.00	\$5,000.00	\$18,000.00	\$18,000.00
3	1	LS	<b>Abandon</b> existing 4-inch cast iron water main. Abandonment includes removal of structures and appurtenances, capping ends, and pumping two-sack sand slurry mix into the abandoned water main	\$30,000.00	\$30,000.00	\$38,000.00	\$38,000.00
4	1850	LF	<b>Install</b> PVC D-900 DR 14 water main.	\$170.27	\$315,000.00	\$162.00	\$299,700.00
5	1	LS	<b>Remove</b> existing 4-inch cast iron water main and; <b>Install</b> 6-feet of 4-inch PVC C900 DR 14 water main; 4-inch restrained coupling, 4-inch gate valve (mechanical joint); 8-inch by 4-inch ductile iron reducer (flange by mechanical joint), 4-inch mechanical joint restraint, 4-inch 45-degree ductile iron fitting (push-on by push-on); 23-feet of 8-inch PVC C-900 DR 14 water main; two (2) 8-inch flange coupling adapters; 8-inch by 8-inch wye fitting (flange); 8-inch gate valve (flange by mechanical joint) and; 8-inch blind flange.	\$13,500.00	\$13,500.00	\$18,821.00	\$18,821.00
6	1	LS	<b>Remove</b> existing 4-inch cast iron water main; existing 6-inch cast iron water main and; <b>Install</b> 2-feet of 4-inch PVC C900 DR 14 water main; 4-inch restrained coupling; 4-inch mechanical joint restraint; 8-inch by 4-inch ductile iron reducer (flange by mechanical joint); 8-inch by 8-inch ductile iron cross (flange); 8-inch by 6-inch ductile iron reducer (flange by mechanical joint); 6-inch mechanical joint restraint; 2-feet of 6-inch PVC C900 DR 14 water main; 6-inch restrained coupling; three (3) 8-inch gate valves (flange by mechanical joint) and; 8-inch PVC C900 DR 14 water main.	\$26,500.00	\$26,500.00	\$20,041.00	\$20,041.00
7	1	LS	<b>Remove</b> existing 6-inch cast iron water main and; <b>Install</b> two (2) 8-inch by 6-inch ductile iron reducer (flange by mechanical joint); two (2) 6-inch mechanical joint restraints; 8-inch gate valve (flange by mechanical joint); 8-inch ductile iron tee; 4-feet of 6-inch PVC C900 DR 14 water main and; two (2) 6-inch restrained couplings.	\$13,000.00	\$13,000.00	\$17,952.00	\$17,952.00
8	1	LS	<b>Remove</b> existing 4-inch cast iron water main; existing 6-inch cast iron water main and; <b>Install</b> 5-feet of 6-inch PVC C900 DR 14 water main and; two (2) 6-inch restrained couplings.	\$6,000.00	\$6,000.00	\$12,650.00	\$12,650.00
9	37	EA	<b>Remove</b> existing water service lateral and connections and; <b>Replace</b> with new water service lateral and connections.	\$2,000.00	\$74,000.00	\$3,175.00	\$117,475.00
10	4	EA	<b>Remove</b> existing 6-inch fire hydrant, existing riser, existing bolt kits and gaskets, existing structures and appurtenances and; <b>Abandon</b> existing fire service lateral and; <b>Replace</b> with new 6-inch wet barrel fire hydrant, new riser, new bolt kits and gaskets, new structures and appurtenances, and new 6-inch gate valve (flange)	\$7,500.00	\$30,000.00	\$10,590.00	\$42,360.00
11	1	LS	<b>Provide traffic control</b> in accordance with the approved traffic control plan and per the California Traffic Manual requirements for bid items 1-10.	\$7,000.00	\$7,000.00	\$10,000.00	\$10,000.00
<b>TOTAL SCHEDULE</b>						<b>\$540,000.00</b>	<b>\$639,999.00</b>

---



---

**CASITAS MUNICIPAL WATER DISTRICT  
MEMORANDUM**

---



---

**TO:** BOARD OF DIRECTORS  
**FROM:** MICHAEL FLOOD, GENERAL MANAGER  
**SUBJECT:** AWARD OF CONTRACT FOR VENTURA STREET WATER MAIN REPLACEMENT, SPECIFICATION NO. 18-404  
**DATE:** JUNE 26, 2019

---

**RECOMMENDATION:**

It is recommended the Board of Directors waive a minor bid irregularity and award the contract for the replacement of the Ventura Street Water Main Specification No. 18-404 to Tierra Contracting in the amount of \$715,062 and the President of the Board execute the agreement for said work.

**BACKGROUND AND DISCUSSION:**

A condition based assessment and water master plan was performed on the Ojai water system in 2018 which targeted numerous projects of differing priorities for improvement. The Ventura Street mainline replacement was targeted as one of the most urgent projects to be implemented. The waterline in Ventura Street was installed in 1934 and is well beyond its useful life. The existing 4-inch cast iron waterline will be replaced with 8-inch PVC to improve fire flow and overall hydraulics in the Ojai Water System.

Four bids were received at the bid opening as shown in Table 1.

**Table 1 – Bid Summary**

Contractor	Bid Total
Granite Construction Co.	\$1,121,867.00
Travis Agricultural Construction	\$1,187,411.00
Sam Hill and Sons, Inc.	\$ 924,768.00
Tierra Contracting	\$ 715,062.00

The lowest bidder was Tierra Contracting whose bid is considered responsive and responsible and is recommended for award. Tierra Contracting's bid originally stated a total amount of \$749,162 but was amended based on quantity and unit price provided to \$715,062. The Board may determine this irregularity can be waived without being prejudicial to other bidders. A detailed bid summary is attached. The Engineer's Estimate for the work is \$615,000. Based on conversations with several contractors, there are many projects currently under construction and bid prices will likely increase in the coming months.

**FINANCIAL IMPACT:**

The project is included in the FY 19-20 Budget for Valves and Appurtenances Replacement (Ventura Street).

Attachment: Bid Summary



CASITAS MUNICIPAL WATER DISTRICT  
 1055 VENTURA AVENUE  
 Oak View, CA 93022  
 (805) 649-2251  
 SPEC 18-404  
 Project: Ventura Street Water Main Replacement  
 Bid: 6/12/19 2:00 PM

323

Engineer's Estimate

Granite Construction Company  
 Lic.#89;  
 1000 Town Center Dr, #300  
 Oxnard, CA 93036

Sam Hill and Sons, Inc.  
 Lic.#648594;  
 PO Box 5670  
 Ventura, CA 93005

Tierra Contracting  
 Lic.#416114;  
 5484 Overpass Road  
 Santa Barbara, CA 93111

Travis Agricultural Construction  
 Lic.#588676;  
 PO Box 4666  
 Ventura, CA 93007

ITEM#	DESCRIPTION	APROX. QTY	UNIT	BID UNIT PRICE	TOTAL AMT	BID UNIT PRICE	TOTAL AMOUNT	BID UNIT PRICE	TOTAL AMOUNT	BID UNIT PRICE	TOTAL AMOUNT	BID UNIT PRICE	TOTAL AMOUNT
1	Mobilization	1	LS	\$ 10,000.00	\$ 10,000.00	\$ 101,344.00	\$ 101,344.00	\$ 84,057.00	\$ 84,057.00	\$ 25,000.00	\$ 25,000.00	\$ 106,000.00	\$ 106,000.00
2	Water Pollution Control Program	1	LS	\$ 3,000.00	\$ 3,000.00	\$ 5,000.00	\$ 5,000.00	\$ 4,628.00	\$ 4,628.00	\$ 3,500.00	\$ 3,500.00	\$ 8,000.00	\$ 8,000.00
3	Implement Tree Protection Plan	1	LS	\$ 3,500.00	\$ 3,500.00	\$ 8,500.00	\$ 8,500.00	\$ 54,000.00	\$ 54,000.00	\$ 18,000.00	\$ 18,000.00	\$ 15,000.00	\$ 15,000.00
4	Traffic Control	1	LF	\$ 7,500.00	\$ 7,500.00	\$ 12,000.00	\$ 12,000.00	\$ 19,185.00	\$ 19,185.00	\$ 15,000.00	\$ 15,000.00	\$ 135,000.00	\$ 135,000.00
5	Install 6-Inch C900 Pipe	127	LF	\$ 80.00	\$ 10,160.00	\$ 145.00	\$ 18,415.00	\$ 135.00	\$ 17,145.00	\$ 102.00	\$ 12,954.00	\$ 85.00	\$ 10,795.00
6	Install 8-Inch C900 Pipe	2450	LF	\$ 100.00	\$ 245,000.00	\$ 190.00	\$ 465,500.00	\$ 121.00	\$ 296,450.00	\$ 110.00	\$ 269,500.00	\$ 125.00	\$ 306,250.00
7	Install 10-Inch C900 Pipe	47	LF	\$ 125.00	\$ 5,875.00	\$ 200.00	\$ 9,400.00	\$ 243.00	\$ 11,421.00	\$ 112.00	\$ 5,264.00	\$ 130.00	\$ 6,110.00
8	Install 8-Inch Gate Valve	22	EA	\$ 2,500.00	\$ 55,000.00	\$ 2,500.00	\$ 55,000.00	\$ 1,906.00	\$ 41,932.00	\$ 1,600.00	\$ 35,200.00	\$ 3,000.00	\$ 66,000.00
9	Install 10-Inch Gate Valve	2	EA	\$ 3,200.00	\$ 6,400.00	\$ 4,000.00	\$ 8,000.00	\$ 2,816.00	\$ 5,632.00	\$ 2,650.00	\$ 5,300.00	\$ 3,500.00	\$ 7,000.00
10	Install Fire Hydrant Assembly	3	EA	\$ 7,500.00	\$ 22,500.00	\$ 8,000.00	\$ 24,000.00	\$ 9,367.00	\$ 28,101.00	\$ 5,500.00	\$ 16,500.00	\$ 7,500.00	\$ 22,500.00
11	Install 1-Inch Water Service Lateral	41	EA	\$ 1,900.00	\$ 77,900.00	\$ 3,900.00	\$ 159,900.00	\$ 2,267.00	\$ 92,947.00	\$ 2,800.00	\$ 114,800.00	\$ 2,400.00	\$ 98,400.00
12	Install 2-Inch Water Service Lateral	2	EA	\$ 2,500.00	\$ 5,000.00	\$ 4,100.00	\$ 8,200.00	\$ 3,719.00	\$ 7,438.00	\$ 3,000.00	\$ 6,000.00	\$ 3,500.00	\$ 7,000.00
13	Install 1-Inch Meter and Box	2	EA	\$ 1,000.00	\$ 2,000.00	\$ 500.00	\$ 1,000.00	\$ 700.00	\$ 1,400.00	\$ 500.00	\$ 1,000.00	\$ 1,000.00	\$ 2,000.00
14	Intersection Tie-ins	7	EA	\$ 5,000.00	\$ 35,000.00	\$ 6,500.00	\$ 45,500.00	\$ 14,760.00	\$ 103,320.00	\$ 10,000.00	\$ 70,000.00	\$ 30,000.00	\$ 210,000.00
15	Pavement Restoration	10616	SF	\$ 5.00	\$ 53,080.00	\$ 13.00	\$ 138,008.00	\$ 12.00	\$ 127,392.00	\$ 9.00	\$ 95,544.00	\$ 16.00	\$ 169,856.00
16	Abandonment of Water Mains	1	LS	\$ 12,500.00	\$ 12,500.00	\$ 21,100.00	\$ 21,100.00	\$ 16,160.00	\$ 16,160.00	\$ 15,000.00	\$ 15,000.00	\$ 2,500.00	\$ 2,500.00
17	Water Line Under-Crossing	2	EA	\$ 3,000.00	\$ 6,000.00	\$ 20,500.00	\$ 41,000.00	\$ 6,780.00	\$ 13,560.00	\$ 3,250.00	\$ 6,500.00	\$ 7,500.00	\$ 15,000.00
	Contingency (10%)				\$ 56,041.50								
<b>BASE BID TOTAL AMOUNT FOR BID ITEMS 1 THROUGH 17</b>				<b>\$</b>	<b>616,456.50</b>	<b>\$</b>	<b>1,121,867.00</b>	<b>\$</b>	<b>924,768.00</b>	<b>\$</b>	<b>715,062.00</b>	<b>\$</b>	<b>1,187,411.00</b>

\* Tierra Contracting's Bid Items #8, #11, and #17 were corrected based on quantity and unit prices

DIVISION OF WORK OR TRADE				SUBCONTRACTOR				
				N/A		N/A	True Cut Concrete Cutting	Benner and Carpenter
							Interstate Striping	So Cal Storm Water Runoff
								B.C. Rincon
								Anthony Lee Ellis
								Aquatech Services

---



---

**CASITAS MUNICIPAL WATER DISTRICT  
MEMORANDUM**

---



---

**TO:** BOARD OF DIRECTORS  
**FROM:** MICHAEL FLOOD, GENERAL MANAGER  
**SUBJECT:** AWARD OF CONTRACT FOR ROBLES DIVERSION CANAL MAINTENANCE (FY 19-20), SPECIFICATION NO. 19-413  
**DATE:** JUNE 26, 2019

---

**RECOMMENDATION:**

It is recommended the Board of Directors award the contract for the construction of the Robles Diversion Canal Maintenance (FY19-20), Specification No. 19-413 to Civic Construction Associates in the amount of \$85,918 and the President of the Board execute the agreement for said work.

**BACKGROUND AND DISCUSSION:**

The Robles Diversion Canal is designed to provide water from the Ventura River to Lake and is constructed of unreinforced concrete. Over time, the Diversion Canal encounters damage and loses integrity. Canal replacement is a recurring annual activity. The Robles Diversion Canal was assessed to determine the condition and integrity of the concrete panels. The twenty most severe were chosen to be replaced in fiscal year 2019-2020.

Two bids were received at the bid opening on June 12, 2019. The lowest responsive, responsible bidder was Civic Construction Associates for a base bid in the amount of \$85,918. Table 2 shows a summary of the bids received. A detailed bid summary is attached. The Engineer's Estimate for this portion of the work was \$85,000.

**Table 1 – Bid Summary**

Contractor	Bid Total
Civic Construction Associates	\$85,918
Southwest General Engineering, Inc.	\$87,826

Civic Construction Associates has a Contractor's license in good standing and has satisfactory references.

**FINANCIAL IMPACT:**

The Fiscal Year 2019-20 budget includes \$100,000.00 for Robles Diversion Canal Maintenance.

Attachments: Bid Summary

CASITAS MUNICIPAL WATER DISTRICT 1055 VENTURA AVENUE Oak View, CA 93022 (805) 649-2251 SPEC 19-413 Project: Robles Diversion Canal Maintenance (FY19-20) Bid: 6/12/19 2:00 PM				Civic Construction Associates lic.#994455 79 Daily Dr. #171 Camarillo, CA 93010		Southwest General Engineering, Inc. lic.#762752 3625 Placentia Lane Riverside, CA 92501	
ITEM#	DESCRIPTION	APROX. QTY	UNIT	BID UNIT PRICE	TOTAL AMOUNT	BID UNIT PRICE	TOTAL AMOUNT
1	Complete removal and Replacement 8.5 ft x 15 ft	5	LS	\$ 3,570.00	\$ 17,850.00	\$ 3,950.00	\$ 19,750.00
2	Complete removal and Replacement 12.3 ft x 15 ft	14	LS	\$ 4,000.00	\$ 56,000.00	\$ 3,950.00	\$ 55,300.00
3	Complete removal and Replacement 11 ft x 15 ft	1	LS	\$ 4,600.00	\$ 4,600.00	\$ 3,840.00	\$ 3,840.00
4	Installation of Sealant	667	LF	\$ 4.00	\$ 2,668.00	\$ 8.00	\$ 5,336.00
5	Import and Compaction	3	CY	\$ 1,600.00	\$ 4,800.00	\$ 1,200.00	\$ 3,600.00
<b>BASE BID TOTAL AMOUNT FOR BID ITEMS 1 THROUGH 5</b>				<b>\$</b>	<b>85,918.00</b>	<b>\$</b>	<b>87,826.00</b>
<b>DIVISION OF WORK OR TRADE</b>				<b>SUBCONTRACTOR</b>		<b>SUBCONTRACTOR</b>	
				None		None	

---



---

**CASITAS MUNICIPAL WATER DISTRICT  
MEMORANDUM**

---



---

**TO:** BOARD OF DIRECTORS

**FROM:** MICHAEL FLOOD, GENERAL MANAGER

**SUBJECT:** AWARD OF CONTRACT FOR PAVING CONTRACT (FY19-20),  
SPECIFICATION NO. 19-417

**DATE:** JUNE 26, 2019

---

**RECOMMENDATION:**

It is recommended the Board of Directors reject the proposal submitted by the lowest bidder J&H Engineering General Contractors, Inc. for alteration of the bid schedule; award the contract for the construction of the Paving Contract (FY19-20), Specification No. 19-417 to BSN Construction Inc. in the amount of \$127,175; and the President of the Board execute the agreement for said work.

**BACKGROUND AND DISCUSSION:**

Repairs to water services require excavation, causing damage to asphalt roadways. Casitas crews cover the damaged area with a temporary patch. This contract solicited bids to install permanent asphalt patches meeting City, County, and State requirements using the awarded contractor to complete patch lists that may be required during FY 2019-20 at Casitas' direction. The project was advertised on the District's website and with F.W. Dodge. Five local firms were also sent invitations to participate; two bids were received. A "sample" patch list was used as the basis to compare unit prices.

<b>BIDDER</b>	<b>BID AMOUNT</b>
BSN Construction, Inc.	\$127,175
J&H Engineering General Contractors, Inc.	\$59,179

J&H's bid schedule contained alterations to the bid items, which renders their bid unresponsive and must be rejected. BSN Construction Inc. has a Contractor's license in good standing and has satisfactory references. BSN Construction Inc. is currently under contract with the District for FY 2018-19 paving.

This project is Categorically Exempt from CEQA under Section 15301 (c).

**FINANCIAL IMPACT:**

Casitas has budgeted \$250,000.00 for paving repairs in FY 2019-20.

Attachment: Bid Summary

CASITAS MUNICIPAL WATER DISTRICT 1055 VENTURA AVENUE Oak View, CA 93022 (805) 649-2251 SPEC 19-417 Project: Paving Contract (FY19-20) Bid: 6/13/19 2:00 PM				BSN Construction, Inc. lic.#806551 P.O. Box 6714 Ventura, CA 93006		J & H Engineering lic.#630708 Camarillo, CA 93012	
ITEM#	DESCRIPTION	APPROX. QTY	UNIT	BID UNIT PRICE	TOTAL AMOUNT	BID UNIT PRICE	TOTAL AMOUNT
1	Mobilization/Demobilization	1	LS	\$ 300.00	\$ 300.00	\$ 2,000.00	\$ 2,000.00
2	Install AC (Total Tonnage: 1-10)	20	LS	\$ 1,700.00	\$ 34,000.00	\$ 425.00	\$ 8,500.00
3	Install AC (Total Tonnage: 10.1-25)	15	LS	\$ 1,650.00	\$ 24,750.00	\$ 425.00	\$ 6,375.00
4	Install AC (Total Tonnage: >25)	40	LS	\$ 1,220.00	\$ 48,800.00	\$ 270.00	\$ 10,800.00
5	T-Grind 1-1/2 "	1000	LF	\$ 4.00	\$ 4,000.00	\$ 5.00	\$ 5,000.00
6	Raise Valve Can	25	LF	\$ 400.00	\$ 10,000.00	\$ 650.00	\$ 16,250.00
7	Install AC Berm	12	EA	\$ 40.00	\$ 480.00	\$ 25.00	\$ 300.00
8	Remove PCC	60	EA	\$ 20.00	\$ 1,200.00	\$ 25.00	\$ 1,500.00
9	Install PCC Curb & Gutter	20	EA	\$ 65.00	\$ 1,300.00	\$ 65.00	\$ 1,300.00
10	Install Thermoplastic Striping	12	EA	\$ 25.00	\$ 300.00	\$ 2.00	\$ 3,524.00
11	Install Paint Striping	20	EA	\$ 15.00	\$ 300.00	\$ 1.00	\$ 20.00
12	Hot Rubberized Crack Seal	15	EA	\$ 15.00	\$ 225.00	\$ 3.00	\$ 2,545.00
13	Certified Flagger	5	EA	\$ 100.00	\$ 500.00	\$ 93.00	\$ 465.00
14	Flashing Arrow Sign	4	EA	\$ 190.00	\$ 760.00	\$ 125.00	\$ 500.00
15	Construction sign per day	10	SF	\$ 20.00	\$ 200.00	\$ 6.00	\$ 60.00
16	Traffic Barricade	4	LS	\$ 15.00	\$ 60.00	\$ 10.00	\$ 40.00
<b>BASE BID TOTAL AMOUNT FOR BID ITEMS 1 THROUGH 16</b>				<b>\$</b>	<b>127,175.00</b>	<b>\$</b>	<b>59,179.00</b>
<b>DIVISION OF WORK OR TRADE</b>				<b>SUBCONTRACTOR</b>		<b>SUBCONTRACTOR</b>	
				Ventura Concrete Cutting		Super Seal & Stripe	
						Cutcrete Sawing & Striping	
						J&H altered Bid Items 10 and 12	

---

---

**CASITAS MUNICIPAL WATER DISTRICT  
MEMORANDUM**

---

---

**TO:** BOARD OF DIRECTORS  
**FROM:** MICHAEL FLOOD, GENERAL MANAGER  
**SUBJECT:** AWARD OF CONTRACT FOR SANTA ANA BOULEVARD MAIN  
TURNOUT IMPROVEMENT, IFB123  
**DATE:** JUNE 26, 2019

---

---

**RECOMMENDATION:**

The Board of Directors award the contract for the Santa Ana Boulevard Main Turnout Improvement Project to Travis Agricultural Construction, Inc. in the amount of \$32,950.

**BACKGROUND AND DISCUSSION:**

A turnout exists on the Santa Ana Boulevard Main which runs along Santa Ana Boulevard. The turnout branches off the main and extends north along Riverside Road to the northwest corner of Chaparral Road and Riverside Road in order to supply the Ventura River Water District. The underground piping is in need of replacement due to a previous break that was inaccessible.

The project includes replacement of existing piping and appurtenances with new facilities. The work also includes replacement of an existing broken 10-inch mainline valve at the vault at a new location at the northwest intersection of Santa Ana Road and Riverside Road.

The scope of work includes:

- Mobilization/Demobilization
- Excavate, install, and backfill/compact
- Disposal of all removed contract material
- Install 10" valve
- Traffic Control

The District requested bids from Sam Hill & Sons, J&H Engineering, and Travis Agricultural Construction, Inc. Travis Agricultural was the only contractor to submit a bid. The Engineer's Estimate was \$35,000.

**FINANCIAL IMPACT:**

The project is covered in the existing operations and maintenance budget under Pipeline-Outside Services.

Attachments:

Bid Result from Travis Agricultural dated May 24, 2019

### BID SCHEDULE

Schedule of prices for all work, materials and site cleanup for the above-mentioned project. Any item not specifically mentioned shall be considered incidental to the item to which it pertains. The bidder shall list prices for all bid items. Bids received which do not list prices in succession shall be rejected. Quantity and unit are listed for initial contract items list.

Bid Item #	Quantity & Unit	Description & Price in Words	Unit Price	Amount \$
1	1 LS	Mobilization/Demobilization of all work for the lump sum amount of <u>FIVE THOUSAND</u> Dollars	Lump Sum	\$ 5,000. —
2	1 LS	Excavate to a varying depth; Install all District-supplied material and; Backfill and compact for the lump sum price of <u>TWENTY THOUSAND NINE HUNDRED</u> Dollars	Lump Sum	\$ 20,900. —
3	1 LS	Disposal of all removed contract material for the lump sum price of <u>TWO HUNDRED FIFTY</u> Dollars	Lump Sum	\$ 250. —
4	1 LS	Install 10" valve and valve can in the northwest intersection of Santa Ana Boulevard and Riverside Road for the unit price of <u>FOUR THOUSAND</u> Dollars	Lump Sum	\$ 4000. —
5	1 LS	Provide traffic control to include but not be limited to: certified flagger, flashing arrow signs, all required construction signs and traffic barricades per WATCH requirements for bid items 1-4 the lump sum price of <u>TWO THOUSAND EIGHT HUNDRED</u> Dollars	Lump Sum	\$ 2800. —

**TOTAL BID AMOUNT (Item 1 -5)**

\$ THIRTY-TWO THOUSAND NINE HUNDRED FIFTY DOLLARS      \$ 32,950. —

**Note:** Contractor selected to perform work shall provide a list of equipment to be used for work.

**CASITAS MUNICIPAL WATER DISTRICT  
MEMORANDUM**

**TO:** BOARD OF DIRECTORS  
**FROM:** MICHAEL FLOOD, GENERAL MANAGER  
**SUBJECT:** HYDROLOGIC STATUS REPORT FOR MAY 2019  
**DATE:** JUNE 26, 2019

**RECOMMENDATION:**

This item is presented for information only and no action is required. Data are provisional and subject to revision.

**DISCUSSION:**

**Rainfall Data**

	Casitas Dam	Matilija Dam	Thacher School
May 2019	2.02"	1.70"	1.75"
Water Year (WY: Oct 01 – Sep 30)	29.49"	39.62"	27.81"
Average station rainfall to date	23.23"	27.52"	20.86"

**Ojai Water System Data**

Wellfield production (May 2019)	127.0 AF
Surface water supplement (May 2019)	2.9 AF
Static depth to water surface – Mutual #4 (May 2019)	99.2 feet
Change in static level from April 2019	-9.2 feet

**Robles Fish Passage and Diversion Facility Diversion Data**

Diversions (May 2019)	788 AF
Diversion days in May	30
Total Diversions WY to date	20,881 AF
Diversion days this WY	139

**Casitas Reservoir Data**

Water surface elevation as of May 31, 2019	506.29 feet AMSL
Water storage last month	107,515 AF
Water storage as of June 1, 2019	107,466 AF
Net change in storage	- 49 AF
Change in storage from May 31, 2018	+ 24,883 AF

AF = Acre-feet

AMSL = Above mean sea level

WY = Water year



**CASITAS MUNICIPAL WATER DISTRICT  
LAKE CASITAS RECREATION AREA**

DATE: April 23, 2019  
 TO: Recreation Committee  
 FROM: Carol Belser, Park Services Manager  
 SUBJECT: Recreation Area Monthly Report for March 2019

Visitation Numbers

The following is a comparison of visitations\* for March 2019.

	<b>March 2019</b>	<b>March 2018</b>	<b>February 2019</b>	<b>Totals for Fiscal Year through March 2019</b>	
Visitor Days	46,012	38,900	22,636	2018/2019	433,363
Camps	4,230	3,965	2,678	2017/2018	436,344
Cars	11,503	9,725	6,143	%Change	-0.683
Boats	286	214	119		
Kayaks & Canoes	1	3	2		

\*The formulas for calculating the above attendance figures derived from the daily cash reports are as follows:

**Visitor Days** = Daily vehicles + 30 minute passes X 3 + café passes + attendance at special events + annual vehicle decals + replacement decals + campsites occupied + extra vehicles X 4

**Camps** = Campsites occupied + extra vehicles

**Cars** = Daily vehicles + 30 minute passes X 3 + café passes + attendance at special events + annual vehicle decals + replacement decals + campsites occupied + extra vehicles

**Boats** = Daily boats + overnight boats + annual decals + replacement decals

**Kayaks & Canoes** = Daily kayaks and canoes + overnight kayaks and canoes + annual kayaks and canoes

Operations, Boating, Incidents

The Park Rangers attended the annual California Park Ranger conference located in Ventura. The close proximity to the Lake Casitas Recreation Area made it possible for all Park Rangers to attend. The itinerary on page 2 is an example of the module topics attended.

Staff continued to keep docks, boat house anchoring, and the turbidity curtain systems adjusted with the rising lake level. In March there were 681 recreational vessels tagged for re-entry into Lake Casitas, 2 passed new invasive mussel inspections, and 3 failed first inspection.

In the month of March, there were 57 patrol observations where park staff made customer contact. Park Rangers responded to 37 calls for service and 21 customer service issues. There were 3 medical responses and 2 required transport, 29 disturbances with 2 requiring support from the Ventura County Sheriff's Office. There were no unattended fires, 15 traffic violations, 3 parking violations, 4 restricted area violations, 3 boating violations, 2 fishing violations, 4 restricted area violations, 6 leash law violations. There were 47 body contact with water, all were in Santa Ana Creek and a dog rescue that involved County Fire and Animal Service, the canine was stranded on rocks in Santa Ana Creek, and rescued without incident.



California Parks Training & Conference – Tuesday, March 5, 2019

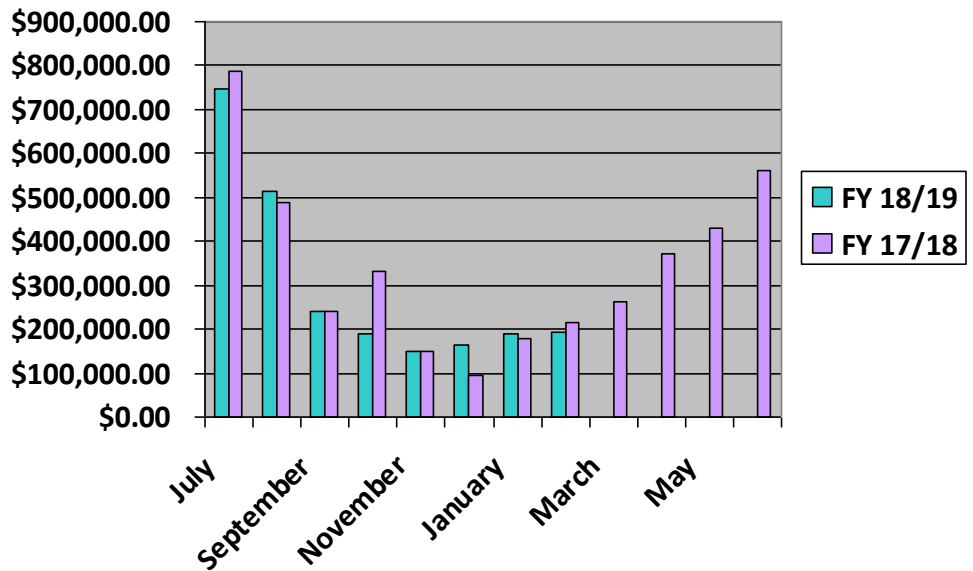
Updated 23 Feb 2019



	Track 1 – Resource Management	Track 2 – Public Safety	Track 3 – Interpretation	Track 4- PLEA
8:00-10:00am	Welcome and Opening Ceremony			
10:15-11:15am	Surviving the Storm Season Sue Stoffel Kelly Bruggman OC Parks	Homeless liaison- Legal update in park environments Juan Cordova-VCSO Senior Dept. Head Homeless Unit	Bats Dawn Soles LARPD	Kerry Plemmons Public Safety Leadership Training
11:30-12:30pm	Encampment Impacts Robert Williams, RivCo Sue Stoffel OC Parks	Drug Recognition- West Coast trends Capt. Robert Thomas- VCSO Narcotics Manager	Arachnids Dawn Soles LARPD	
12:30-2pm	Lunch – Provided with Full Registration			
2:15-3:15pm	Tips & Techniques to Building Sustainable Trails James Wooten Sue Stoffel OC Parks	Hazmat Awareness Chief John Spykerman-VCFD	Critter Craniums and Crafts Kelley Bruggman OC Parks	All Day Session
3:30-4:30pm	Mountain Lions of the Santa Monica Mountains Seth Riley, PHD & Jeff Sikich, NPS	Ventura Fire overview/lesson learned Kevin McGowan-VCSO Emergency Services Manager	Learning Styles for Roving Rangers Kelley Bruggman Sue Stoffel OC Parks	
4:45-5:45pm	Wildlife Crossing 101 Beth Pratt, CA NWF Director		Drawing plants and animals Sama Wareh	
6:00-8:00pm	Dinner on your own			

Revenue Reporting

The 2018/2019 unaudited monthly revenue figures will be reported when made available in the respective months (operations, concessions, Water Adventure, etc.) per the District’s Financial Summary generated by the Finance Manager.



**CASITAS MUNICIPAL WATER DISTRICT  
LAKE CASITAS RECREATION AREA**

DATE: May 13, 2019  
 TO: Recreation Committee  
 FROM: Carol Belser, Park Services Manager  
 SUBJECT: Recreation Area Monthly Report for April 2019

Visitation Numbers

The following is a comparison of visitations\* for April 2019.

	<b>April 2019</b>	<b>April 2018</b>	<b>March 2019</b>
Visitor Days	78,820	69,876	46,012
Camps	5,727	3,885	4,230
Cars	19,705	17,469	11,503
Boats	302	274	286
Kayaks & Canoes	5	6	1

<b>Totals for Fiscal Year through April 2019</b>	
2019/2020	512,183
2018/2019	506,220
%Change	+1.178

\*The formulas for calculating the above attendance figures derived from the daily cash reports are as follows:

**Visitor Days** = Daily vehicles + 30 minute passes X 3 + café passes + attendance at special events + annual vehicle decals + replacement decals + campsites occupied + extra vehicles X 4

**Camps** = Campsites occupied + extra vehicles

**Cars** = Daily vehicles + 30 minute passes X 3 + café passes + attendance at special events + annual vehicle decals + replacement decals + campsites occupied + extra vehicles

**Boats** = Daily boats + overnight boats + annual decals + replacement decals

**Kayaks & Canoes** = Daily kayaks and canoes + overnight kayaks and canoes + annual kayaks and canoes

Operations, Boating, Incidents



The return of Kids Fishing Day on April 6, 2019, after five years was well received by attendees and staff. The event ran smoothly and successfully both in attendance and in logistics. Every child caught fish! We will look to improve the event next time by decreasing the long line the children and their parent/guardian had to wait to catch the fish. We appreciated the volunteers including members of the community group Save the Lake Casitas, who spent their Saturday helping out and getting youth hooked on fishing. The event attracted over 500 young anglers. To successfully present an event such as Kids Fishing Day, it takes a combination of finessing and luck in logistics to purchase the triploid rainbow trout, have the trout delivered near the date of the event, corral the fish, and then hope that the fish will bite and be caught.

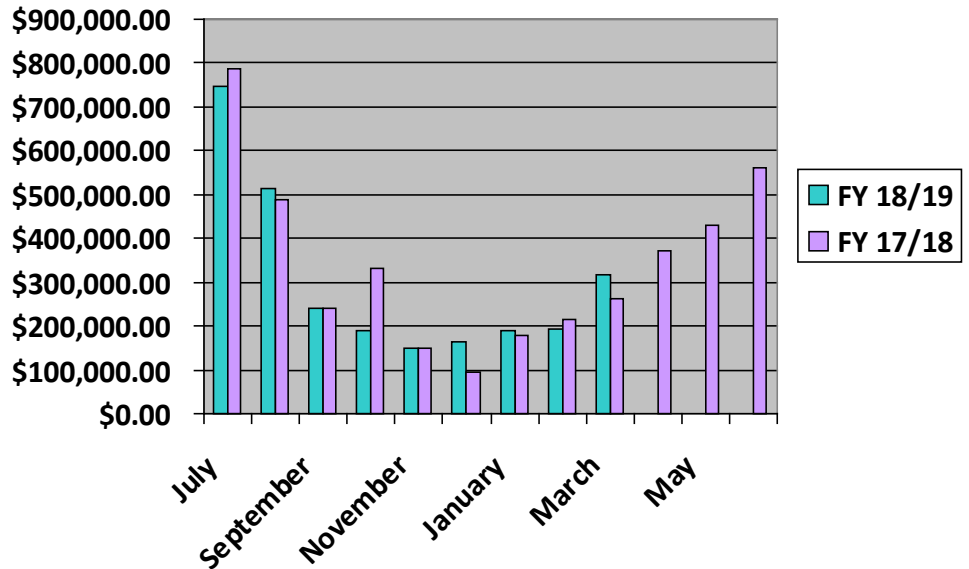
Easter Sunday was a busy day and kicked off the 2019 high season. Revenue statistics show 2019's Easter had more in attendance than the past two year. Lake

Casitas received a plant of triploid rainbow trout from California Department of Fish and Wildlife on April 25, 2019. Due to hatchery renovations the last plant was received back in March 2018. Waterpark staff are busy finishing repairs in the Casitas Water Adventure, and visiting local high schools and colleges for their summer recruitment. We anticipate to hire 80 lifeguards.

There were 680 recreational vessels tagged for re-entry into Lake Casitas, 17 passed new invasive mussel inspections, and 6 failed first inspection. In the month of April, there were 193 patrol observations where park staff made customer contact in March. Park Rangers responded to 49 calls for service and 48 customer service issues. There were 2 medical responses and one required transport, 153 disturbances with 4 requiring support from the Ventura County Sheriff’s Office. There were 6 unattended fires, 26 traffic violations, 5 parking violations, 9 restricted area violations, 10 boating violations, 6 fishing violations, 9 restricted area violations, 3 leash law violations. There were 48 body contact with water. A customer’s canine was bitten by a rattle snake in Bass Campground, and received anti-venom from a veterinarian.

Revenue Reporting

The 2018/2019 unaudited monthly revenue figures will be reported when made available in the respective months (operations, concessions, Water Adventure, etc.) per the District’s Financial Summary generated by the Finance Manager.



**CASITAS MUNICIPAL WATER DISTRICT****MINUTES**  
**Recreation Committee**

DATE: June 18, 2019  
TO: Board of Directors  
FROM: General Manager, Michael Flood  
Re: Recreation Committee Meeting of June 4, 2019, at 1000 hours.

**RECOMMENDATION:**

It is recommended that the Board of Directors receive and file this report.

**BACKGROUND AND OVERVIEW:**

1. **Roll Call.**  
Director Brian Brennan  
Director Angelo Spandrio  
General Manager, Michael Flood  
Park Services Manager, Carol Belser  
Division Officer, Joe Evans
2. **Public Comments.** None.
3. **Board/Management comments.**  
Director Spandrio asked questions about the Administrative Overhead charged to the Recreation Budget and that this item be included on the next Recreation Committee agenda.  
  
Director Brennan made comments about the soft launch at the waterpark, a discussion on rates at the LCRA, the possibility of a land trust at the LCRA, and incentives for patronage at the Marina Café.  
  
PSM Belser spoke about IT glitches over Memorial Day and the USBR watershed agreement that will be placed on the next Recreation Committee agenda.
4. **Review Monthly Recreation Report**  
PM Belser gave an update on the activities at the LCRA.
5. **Review of Incidents and Comments**  
Division Officer Evans presented the incident statistics for March 2019.  
  
Director Brennan asked questions about July 4<sup>th</sup> attendance, outside parking, late day entry, and a special entry fee for locals.  
  
PSM Belser explained late day entry fees and outside parking designations.

**CASITAS MUNICIPAL WATER DISTRICT****MINUTES**  
**Personnel Committee**

DATE: June 18, 2019  
TO: Board of Directors  
FROM: General Manager, Michael Flood  
Re: Personnel Committee Meeting of June 11, 2019, at 1630 hours.

**RECOMMENDATION:**

It is recommended that the Board of Directors receive and file this report.

**BACKGROUND AND OVERVIEW:**1. **Roll Call.**

Director Jim Word  
Director Brian Brennan  
General Manager, Michael Flood  
Executive Administrator, Rebekah Vieira

2. **Public Comments.**

None.

3. **Board/Management comments.**

GM Flood gave an update on the Assistant GM recruitment.

Director Brennan asked how recent new hires were doing and EA Vieira gave a synopsis.

4. **Director Request: Review of the Assistant General Manager Job Title.**

Director Brennan expressed concern that the Assistant General Manager job title creates an expectation the position will expect to be appointed the next General Manager.

Director Word indicated that the Assistant GM position has always had that expectation and is often appointed the Interim General Manager.

GM Flood indicated that the person hired into that position should have the desire to move up but shouldn't be lead to believe that they will automatically assume position.

The Committee asked that one of the Personnel Committee Members be included in the final selection of the next Assistant General Manager and Director Word volunteered to do so.

**CASITAS MUNICIPAL WATER DISTRICT****MINUTES**  
**Executive Committee**

DATE: June 18, 2019  
 TO: Board of Directors  
 FROM: General Manager, Michael Flood  
 Re: Executive Committee Meeting of June 17, 2019, at 1400 hours.

**RECOMMENDATION:**

It is recommended that the Board of Directors receive and file this report.

**BACKGROUND AND OVERVIEW:**

1. **Roll Call.**  
 Director Pete Kaiser  
 Director Russ Baggerly  
 General Manager, Michael Flood  
 Executive Administrator Rebekah Vieira  
 District Counsel Robert Kwong  
 Division Officer Evans
2. **Public Comments.** None
3. **Board comments.** None
4. **Manager's Comments.**  
 None
5. **Review of the Proposed Casitas MWD Bylaws.**  
 DC Kwong presented the latest draft of the Bylaws to the Committee Members.  
  
 Director Baggerly asked that the Oath of Office wording be added Article 6.  
  
 DC Kwong indicated that he would contact Rebekah for the latest Oath of Office wording.  
  
 The Committee recommended that the latest version be presented to the Board at the June 26<sup>th</sup>, 2019 Board Meeting for consideration and approval.
6. **Discussion of Board of Directors meeting stipend compensation.**  
 GM Flood reviewed actions taken for the last change in Director meeting compensation in 2017.  
  
 The Committee recommended that setting a date for a hearing be considered at the June 26<sup>th</sup>, 2019 Board Meeting.
7. **Review of Memorandum of Understanding between Casitas Municipal Water District and Carpinteria Valley Water District for design and construction of the Ventura County – Santa Barbara County Intertie project.**  
 GM Flood reviewed the tenets of the document. Additionally, that this MOU needed to be ready for approval at the June 26<sup>th</sup>, 2019 Board Meeting so that it could be submitted with the grant application for the project in July.  
  
 The Committee recommended that the agreement be forwarded to District Counsel for review and that it be ready for the June 26<sup>th</sup>, 2019 Board Meeting for consideration.

8. **Staff update on Clean Power Alliance costs.**

GM Flood indicated that an advance letter had been received from CPA staff member Karen Schmidt. Additionally, that no billing had been received thus there will be more information for the Committee next month.

DC Kwong indicated that the terms and conditions of service with CPA seems to be lacking at this point but will look to update the Committee next month, if possible.



**CASITAS MUNICIPAL WATER DISTRICT****MINUTES****Water Resources Committee**

DATE: June 18, 2019  
 TO: Board of Directors  
 FROM: General Manager, Michael Flood  
 Re: Water Resources Committee Meeting of June 18, 2019, at 1000 hours.

**RECOMMENDATION:**

It is recommended that the Board of Directors receive and file this report.

**BACKGROUND AND OVERVIEW:**1. **Roll Call.**

Director Russ Baggerly  
 Director Angelo Spandrio  
 General Manager, Michael Flood  
 Engineering Manager, Julia Aranda  
 Public Relations and Resources Manager Bryan Sandoval

2. **Public Comments.**

None

3. **Board comments.**

Director Spandrio expressed concern over developing long-term water resources and the possibilities in garnering alliances with other water agencies. He also requested that consideration be given to a future agenda item for the Water Resources Committee to consider his concerns.

Director Baggerly indicated that the Water Resources Committee was the proper place to begin the discussion and that outside alliances will involve concerns from local citizens over the area's water resources.

GM Flood indicated that Fall of 2019 would be an excellent time for this discussion since the Comprehensive Water Resources Plan (CWRP) should be nearly complete at that time.

EM Aranda spoke of some of the upcoming details of the CWRP effort that would contribute to both Director's concerns.

4. **Manager's Comments.**

None

5. **Comprehensive Water Resources Plan Safe Yield Update**

EM Aranda provided an introduction to the status of the Comprehensive Water Resources Plan and introduced the Stantec team member Chip Paulson.

Chip Paulson presented information regarding the safe yield model results along with the criteria of the model runs and their analysis. He also indicated that the results presented did not include consideration of climate change and that those results would be brought back to a future Water Resources Committee Meeting.

Director Spandrio asked questions about diversion efficiency and made statements about risk levels in regard to this analysis.

PR&RM Sandoval asked questions about the results and made comments regarding the District's water user's response to the call for conservation.

Director Baggerly asked questions and made statements about demand management and the model results and asked that the presentation be made into a PDF and emailed to the Committee Members.

6. **Discussion of Press Release for Water Supply and Usage Information**

GM Flood presented the District's Water Security web page and indicated that the information for an Ojai Valley News press release was all contained there.

Director Spandrio asked that pumping data from the OBGMA be included as part of the Supply information.

The Committee asked GM Flood to respond to the email request from the Ojai Valley News for this information.

7. **Review Bids for Sunset and Ventura Street Water Main Replacement Projects.**

EM Aranda presented the bidding results for both of these projects and indicated that they had come in over the engineer's estimate by more than 20%. The reasons for this included the substantial amount of work that the contractors involved in the bidding already have slated for the next several months.

Director Spandrio asked about possible options which included rebidding, combining project, delaying projects, and moving forward with the award.

GM Flood indicated that rebidding typically doesn't cause the bid amount to be reduced.

EM Aranda indicated that she believes that some savings will be garnered through eliminating full slurry of the abandoned pipelines.

The Committee asked that both projects be presented to the Board for consideration and possible award at the June 26<sup>th</sup>, 2019 Board Meeting.

8. **Robles Forebay Restoration Project Update.**

EM Aranda gave a presentation that detailed the permitting efforts and schedule for the project. She also indicated that the bid due date had been revised to July 9<sup>th</sup> from June 25<sup>th</sup> at the request of a few possible bidders.

Director Spandrio asked if staff had confidence that there would actually be removal of sediment from the forebay this year considering the obstacles that need to be overcome.

GM Flood responded that he was confident that the project would be successful despite its issues but there might be a limit to how much could be removed this year.

Director Baggerly asked if this was a multi-year permit and EM Aranda indicated it was a five-year permit and that she had placed budgetary funds in the 10-year capital plan to remove sediment every year.



**Consumption Report**

**Water Sales FY 2018-2019 (Acre-Feet)**

Classification	Jul	Aug	Sep	Oct	Nov	Dec	Jan	Feb	Mar	Apr	May	Jun	Month to Date	
													2018 / 2019	2017 / 2018
													Total	Total
AD Ag-Domestic	445	411	363	355	228	67	36	14	22	202			2,143	3,079
AG Ag	341	290	229	236	166	41	32	9	17	150			1,509	2,175
C Commercial	120	118	103	82	60	36	24	21	28	60			652	753
DI Interdepartmental	40	25	9	5	3	1	2	3	2	23			113	73
F fire	0	0	0	0	0	0	0	0	0	0			0	0
I Industrial	2	1	1	2	1	1	2	3	2	2			17	12
OT Other	26	23	23	18	13	5	4	5	7	13			138	217
R Residential	258	260	244	220	192	112	95	78	97	162			1,717	1,957
RS - P Resale Pumped	113	115	109	99	79	44	61	6	9	31			665	479
RS - G Resale Gravity	341	250	199	283	276	110	79	86	61	34			1,720	1,812
TE Temporary	2	2	2	1	1	0	0	0	1	1			10	18
<b>Total</b>	<b>1,686</b>	<b>1,495</b>	<b>1,282</b>	<b>1,302</b>	<b>1,019</b>	<b>418</b>	<b>334</b>	<b>224</b>	<b>247</b>	<b>678</b>	<b>0</b>	<b>0</b>	<b>8,684</b>	<b>10,575</b>
<b>CMWD</b>	<b>1,512</b>	<b>1,320</b>	<b>1,115</b>	<b>1,146</b>	<b>885</b>	<b>341</b>	<b>271</b>	<b>170</b>	<b>180</b>	<b>564</b>				
<b>OJAI</b>	<b>174</b>	<b>175</b>	<b>167</b>	<b>156</b>	<b>134</b>	<b>77</b>	<b>63</b>	<b>54</b>	<b>67</b>	<b>114</b>				
<b>Total 2017 / 2018</b>	<b>1,355</b>	<b>1,185</b>	<b>1,608</b>	<b>1,628</b>	<b>1,026</b>	<b>1,085</b>	<b>592</b>	<b>898</b>	<b>384</b>	<b>815</b>	<b>1,078</b>	<b>1,200</b>	<b>N/A</b>	<b>12,853</b>

Casitas Municipal Water District CFD 2013-1 Improvement Fund				Casitas Municipal Water District CFD 2013-1 Bond Fund			
	Expenses	Interest	Balance		Expenses	Interest	Balance
	Paid	Earned			Paid	Earned	
Bond B - Funds Received Beginning Balance	42,658,223.98		42,658,223.98	Bond B - Funds Received Beginning Balance	466,447.67		466,447.67
Purchase Price of Golden State Water	-34,481,628.00		8,176,595.98	Interest Jun 2017		5.04	466,452.71
Interest Jun 2017		461.18	8,177,057.16	Interest Jul 2017		188.62	466,641.33
Main Extension Contract Pmt	-5,188.39		8,171,868.77	Interest Aug 2017		232.86	466,874.19
Reinbursement from CFD 2013-1 Meter Cost	-999,237.84		7,172,630.93	Interest Sep 2017		344.71	467,218.90
Interest Jul 2017		5,544.85	7,178,175.78	Interest Oct 2017		235.37	467,454.27
Main Extension Contract Pmt	-361,183.16		6,816,992.62	Interest Nov 2017		247.46	467,701.73
Interest Aug 2017		3,677.09	6,820,669.71	Applied Interest Earned for Pmt of Bond B	-468,270.91		-569.18
Interest Sep 2017		3,647.06	6,824,316.77	Interest Dec 2017		314.41	-254.77
Interest Oct 2017		3,437.91	6,827,754.68	Interest Jan 2018		254.77	0.00
Reinbursement from CFD 2013-1 Meter Cost	-1,038,855.67		5,788,899.01	Interest Feb 2018		479.96	479.96
Interest Nov 2017		3,614.48	5,792,513.49	Interest Mar 2018		671.37	1,151.33
Interest Dec 2017		3,663.59	5,796,177.08	Interest Apr 2018		1.05	1,152.38
Interest Jan 2018		3,894.34	5,800,071.42	Interest May 2018		1.20	1,153.58
Interest Feb 2018		4,511.30	5,804,582.72	Interest Jun 2018		1.28	1,154.86
Interest Mar 2018		4,221.55	5,808,804.27	Interest Jul 2018		1.34	1,156.20
Interest Apr 2018		5,400.71	5,814,204.98	Interest Aug 2018		1.48	1,157.68
Interest May 2018		6,037.34	5,820,242.32	Sept Adjusted Market Value		2.82	1,160.50
Interest Jun 2018		6,461.77	5,826,704.09	Interest Sep 2018		91.04	1,248.72
Interest Jul 2018		6,771.59	5,833,475.68	Applied Interest Earned for Pmt of Bond B	-1,154.86		93.86
Interest Aug 2018		7,444.64	5,840,920.32	Interest Oct 2018		134.86	228.72
Interest Sep 2018		7,521.43	5,848,441.75	Interest Nov 2018		0.34	229.06
Interest Oct 2018		7,547.03	5,855,988.78	Interest Dec 2018		0.34	229.40
Interest Nov 2018		8,755.99	5,864,744.77	Interest Jan 2019		0.37	229.77
Interest Dec 2018		8,711.47	5,873,456.24	Interest Feb 2019		862.62	1,092.39
Interest Jan 2019		9,430.38	5,882,886.62	Interest Mar 2019		1,194.96	2,287.35
Interest Feb 2019		10,113.30	5,892,999.92	Interest Apr 2019		3.70	2,291.05
Interest Mar 2019		9,102.54	5,902,102.46	Interest May 2019		3.84	2,294.89
Interest Apr 2019		10,146.85	5,912,249.31				
Interest May 2019		9,902.64	5,922,151.95				
Less: Pending Projects for Reimbursement			-2,163,188.74				
Total funds remaining for improvement:			<u>3,758,963.21</u>				

**Casitas Municipal Water District**  
**CFD 2013 - 1 Projects to be reimbursed to CMWD To Date**

Project No: Project Name:	Total Cost To Date
400 Ojai System Masterplan	381,148.82
420 Sunset Place Pipeline Replacement	92,699.44
421 Cuyama, Palomar and El Paseo Roads Pipeline Replacement	194,394.07
422 South San Antonio Street and Crestview Drive Pipeline	71,740.14
423 West and East Ojai Avenue Pipeline Replacement	250,562.67
424 Running Ridge Zone Hydraulic Improvement	343,024.97
425 Well Rehabilitation Replacement	358,065.77
426 Valve & Appurtenance Replacement	54,728.00
427 Fairview Pipeline Replacement	0.00
428 Mutual Wellfield Pipeline	99,739.58
429 Grand Ave Pipeline	10,225.60
430 Signal Booster Zone Hydraulic Improvements	42,149.98
431 Emily Street Pipeline Replacement	55,870.70
432 Casitas-Ojai System Interties	89,000.00
522 Ojai Arc Flash Study	<u>119,839.00</u>
Project(s) Cost To Date:	<u><u>2,163,188.74</u></u>

**CASITAS MUNICIPAL WATER DISTRICT  
TREASURER'S MONTHLY REPORT OF INVESTMENTS  
06/12/19**

Type of Invest	Institution	CUSIP	Date of Maturity	Original Cost	Current Mkt Value	Rate of Interest	Date of Deposit	% of Portfolio	Days to Maturity
*TB	US Treasury Inflation Index NTS	912828MF4	1/15/2020	\$1,041,021	\$1,175,404	1.375%	11/18/2015	5.70%	213
*TB	Federal Home Loan Bank	3130A0EN6	12/10/2021	\$547,735	\$510,505	2.875%	5/9/2016	2.48%	898
*TB	Federal Home Loan Bank	3130AIXJ2	6/14/2024	\$941,144	\$878,513	2.875%	8/2/2016	4.26%	1802
*TB	Federal Home Loan Bank	3130A3DL5	9/8/2023	\$1,587,180	\$1,523,970	2.375%	10/13/2016	7.39%	1526
*TB	Federal Home Loan Bank	3130A5R35	6/13/2025	\$773,773	\$746,639	2.875%	2/19/2016	3.62%	2161
*TB	Federal Home Loan Bank	3130A5VW6	7/10/2025	\$1,025,110	\$1,027,260	2.700%	5/10/2017	4.98%	2188
*TB	Federal Home Loan Bank	3130ADNW8	2/14/2020	\$998,230	\$1,003,660	3.400%	1/16/2013	4.87%	242
*TB	Federal National Assn	31315P2J7	5/1/2024	\$809,970	\$760,996	3.300%	5/25/2016	3.69%	1759
*TB	Farmer MAC	31315PYF0	5/2/2028	\$512,355	\$512,430	2.925%	11/20/2017	2.49%	3200
*TB	Federal Farm CR Bank	31331VWN2	4/13/2026	\$940,311	\$854,668	5.400%	5/9/2016	4.15%	2461
*TB	Federal Home Loan Bank	313379EE5	6/14/2019	\$1,393,598	\$1,349,946	1.625%	10/3/2012	6.55%	2
*TB	Federal Home Loan Bank	313383YJ4	9/8/2023	\$476,582	\$437,609	3.375%	7/14/2016	2.12%	1526
*TB	Farmer MAC	3133EEPH7	2/12/2029	\$480,251	\$485,256	2.710%	11/20/2017	2.35%	3480
*TB	Federal Farm CR Bank	3133EFK71	3/9/2026	\$854,885	\$840,017	2.790%	3/28/2016	4.08%	2427
*TB	Federal Farm CR Bank	3133EFYH4	2/8/2027	\$1,016,100	\$1,000,020	3.000%	3/24/2016	4.85%	2756
*TB	Federal Farm CR Bank	3133EGWD3	9/29/2027	\$694,629	\$683,808	2.200%	11/17/2016	3.32%	2987
*TB	Federal Farm CR Bank	3133EGZW8	10/25/2024	\$833,918	\$830,441	1.980%	10/25/2016	4.03%	1933
*TB	Federal Home Loan Bank	3133XFKF2	6/11/2021	\$743,109	\$598,405	5.625%	9/8/2014	2.90%	719
*TB	Federal National Assn	3135G0K36	4/24/2026	\$2,532,940	\$2,494,500	2.125%	7/6/2010	12.10%	2472
*TB	Federal National Assn	3135G0ZR7	9/6/2024	\$1,488,050	\$1,436,013	2.625%	5/25/2016	6.97%	1884
*TB	Federal Home Loan MTG Corp	3137EADB2	1/13/2022	\$683,584	\$671,284	2.375%	5/1/2016	3.26%	931
*TB	US Treasury Note	912828WE6	11/15/2023	\$770,037	\$792,135	2.750%	12/13/2013	3.84%	1593
<b>Total in Gov't Sec. (11-00-1055-00&amp;1065)</b>				<b>\$21,144,514</b>	<b>\$20,613,478</b>			<b>99.98%</b>	
<b>Total Certificates of Deposit: (11.13506)</b>				<b>\$0</b>	<b>\$0</b>			<b>0.00%</b>	
**	LAIF as of: (11-00-1050-00)		N/A	\$267	\$267	2.55%	Estimated	0.00%	
***	COVI as of: (11-00-1060-00)		N/A	\$2,948	\$2,932	2.52%	Estimated	0.01%	
<b>TOTAL FUNDS INVESTED</b>				<b>\$21,147,729</b>	<b>\$20,616,677</b>			<b>100.00%</b>	
Total Funds Invested last report				\$21,147,729	\$20,510,973				
Total Funds Invested 1 Yr. Ago				\$21,072,284	\$20,100,595				
****	<b>CASH IN BANK (11-00-1000-00) EST.</b>			<b>\$3,825,492</b>	<b>\$3,825,492</b>				
	<b>CASH IN Custodial Money Market</b>			<b>\$8</b>	<b>\$8</b>	0.30%			
<b>TOTAL CASH &amp; INVESTMENTS</b>				<b>\$24,973,229</b>	<b>\$24,442,176</b>				
TOTAL CASH & INVESTMENTS 1 YR AGO				\$24,049,080	\$23,077,391				

- \*CD CD - Certificate of Deposit
- \*TB TB - Federal Treasury Bonds or Bills
- \*\* Local Agency Investment Fund
- \*\*\* County of Ventura Investment Fund
- Estimated interest rate, actual not due at present time.
- \*\*\*\* Cash in bank

No investments were made pursuant to subdivision (i) of Section 53601, Section 53601.1 and subdivision (i) Section 53635 of the Government Code.  
All investments were made in accordance with the Treasurer's annual statement of investment policy.