

Casitas Municipal Water District
WATER RESOURCES COMMITTEE
Baggerly/Spandrio

August 5, 2020 – 10:00 A.M.

This meeting will be held via teleconference
To attend the meeting please call
(888) 788-0099 or (877) 853-5247
Enter Meeting ID 946 5908 0795#

Special Meeting Agenda

1. Roll Call
2. Public Comments
3. Board Comments.
4. Manager Comments.
5. Review and discussion of Casitas MWD's Draft Comprehensive Water Resources Plan.

Right to be heard: Members of the public have a right to address the Board directly on any item of interest to the public which is within the subject matter jurisdiction of the Board. The request to be heard should be made immediately before the Board's consideration of the item. No action shall be taken on any item not appearing on the agenda unless the action is otherwise authorized by subdivision (b) of ¶54954.2 of the Government Code.
If you require special accommodations for attendance at or participation in this meeting, please notify our office in advance (805) 649-2251, ext. 113. (Govt. Code Sections 65954.1 and 54954.2(a). Please be advised that members of the Board of Directors of Casitas who are not members of this standing committee may attend the committee meeting referred to above only in the capacity of observers, and may not otherwise take part in the meeting. (Govt. Code Section 54952.2(c)(6)



CWRP Presentation

Water Resources Committee

August 5, 2020

Agenda

- Review Selected Excerpts from Aug. 2019 'Alternative Water Supply Presentation' (Emphasis on Plumbing for State Water Deliveries)
- Review Recommended CWRP Project Portfolio & Timing
- Staff Recommendations

Alternative Water Supply Projects Grouping Concepts and Estimated Costs

Board of Directors Meeting

August 28, 2019

**Excerpts Included for August 5, 2020 Special Water Resources Committee Meeting with
a Focus on the Plumbing Projects of State Water Project Connections**

Project Groupings

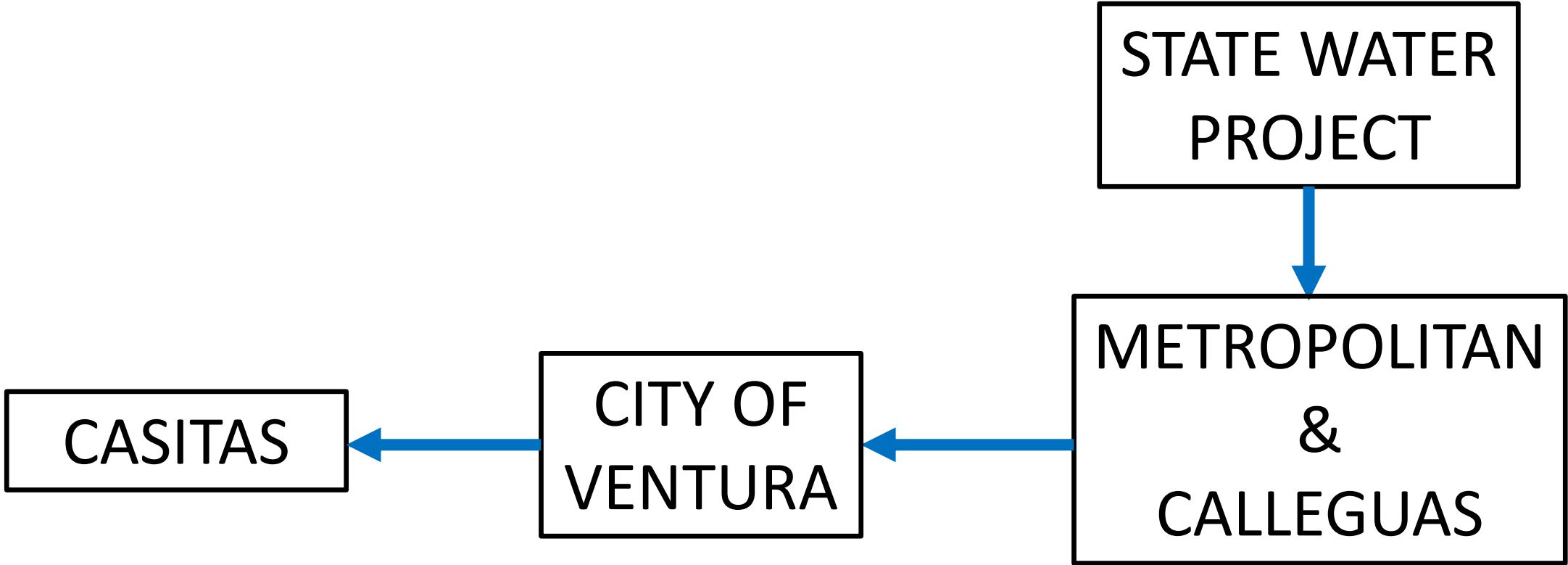
- Group A : Current Path – Supplemental Supply
- Group B: Enhanced Path – Supplemental & Limited Alternative Supply

Group A Projects



Group A

SW & Casitas Interconnect Flow Diagram



Group A Projects

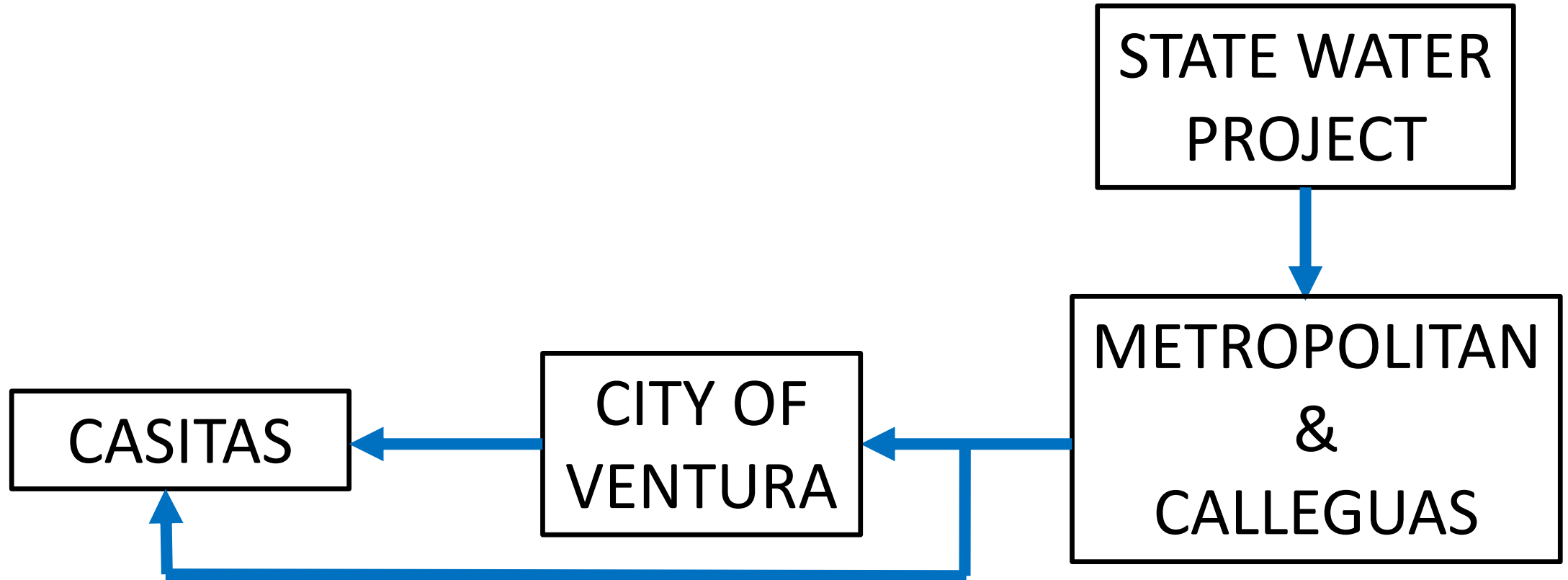
1. State Water & Casitas – Ventura State Water Project Interconnections
2. Ventura County – Santa Barbara County Interconnection
3. Matilija Deep Wells

Group B Projects



Group B

SW & Casitas Interconnect Plus CC Flow Diagram



Group B Projects

1. Upsize State Water & Casitas – Ventura State Water Project Interconnections plus Add Crosstown Connector
2. Ventura – Santa Barbara Counties Interconnection
3. Matilija Deep Wells

Group B

Project Properties

- Involves Projects Currently Under Development and Additional Projects to Enhance Capacities
- Provides Probable Health & Safety as well as Supplemental Water Supply
- Provides 9,000+ Acre-Feet per Year plus 30 to 55 CFS of Peaking Capacity

Project Groupings in Terms of the Draft CWRP

- Group A (Current Path - Supplemental Supply):
 - SWP 01: SWP Interconnection plus 10 CFS Pump Stations
 - SWP 03: Ventura – SB Counties Interconnection

Project Groupings in Terms of the Draft CWRP

- Group B (Enhanced Path – Supplemental & Limited Alternative Supply):
 - SWP 03: Ventura-SB Interconnection
 - SWP 04: Casitas-Calleguas Interconnection

7.2.5 Summary of Recommended Portfolio

Figure 7-4 summarizes the Local Options, Supplemental Water Options, and Conditional Options comprising the CWRP recommended portfolio.

Local, near term, no-regrets options	Preferred supplemental water options
<ol style="list-style-type: none"> 1. GW 08 - Ojai Basin Well Rehabilitation and Replacement (500 AFY) 2. MO 08 - Robles Fish Screen Improvements (350 AFY) 	<ol style="list-style-type: none"> 1. SWP 03 – Ventura-Santa Barbara Interconnection* 2. SWP 04 – Casitas-Calleguas Interconnection* 3. SWP 05/DW 01 Supplemental Water (1,250 AFY)
Conditional options – track only	
<ol style="list-style-type: none"> 1. C 01 – Demand Management: 5%-10% (800-1,600 AFY) 2. MO 01 – Watershed Management/Arundo Removal (300 AFY) 3. GW 01 – Matilija Deep Formation Wells (Unknown) 4. SWP 05/DW 01 – Supplemental Water Options (up to 4,000 AFY) 	

*Combined average annual yield of SWP 03 and SWP 04 is 3,100 AFY

Figure 7-4: Water Supply Options in the Recommended Portfolio

Figure 7-5 depicts how the options in the recommended portfolio align with the three CWRP goals. Only option SWP 03 Ventura – Santa Barbara County Interconnection addresses all three CWRP goals.

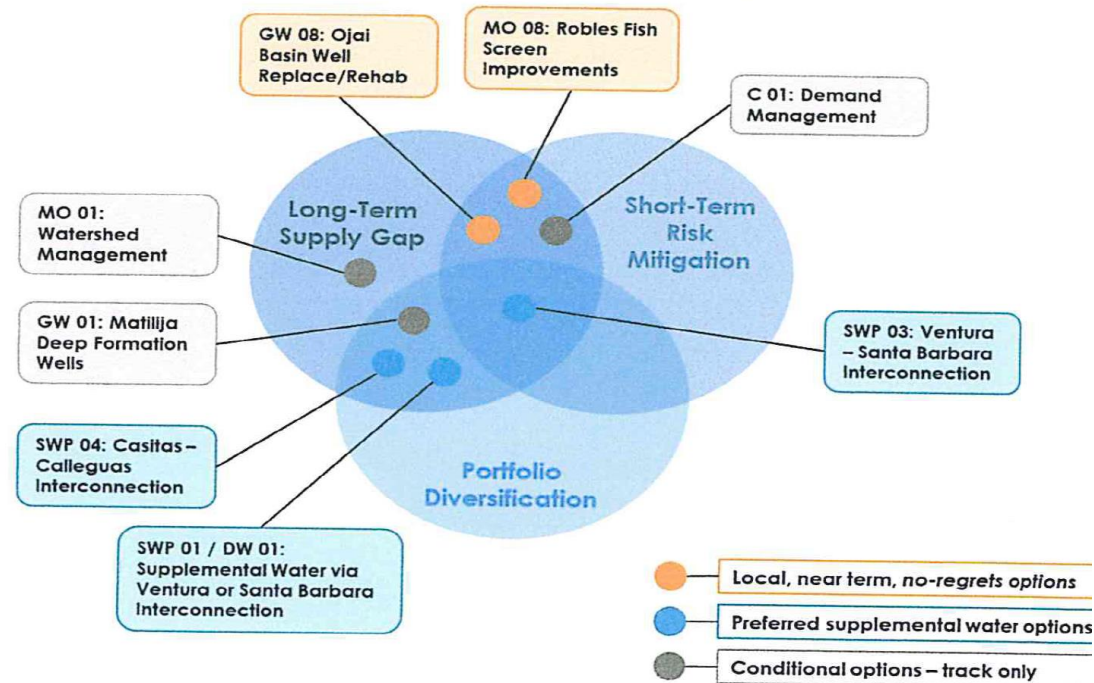


Figure 7-5: Correlation between Recommended Options and CWRP Goals

7.2.6 Verification of Recommended Portfolio

The recommended portfolio was tested in the Lake Casitas Yield Model by simulating additional yield from the recommended projects come online in the following years:

- Ojai well rehabilitation – Year 1
- Robles fish screen improvements – Year 1
- Ventura-Santa Barbara County Interconnection – Year 5
- Casitas-Calleguas Interconnection with additional supplemental water – Year 10

Figure 7-6 shows the performance of the Lake with historical hydrology, and Figure 7-7 shows the performance of the Lake with dry hydrologic trace from among the 100 synthetic traces. In both cases Lake Casitas would have gone dry without the additional water projects, and with the projects the Lake can be effectively maintained above the minimum allowable storage level of 20,000 AF.

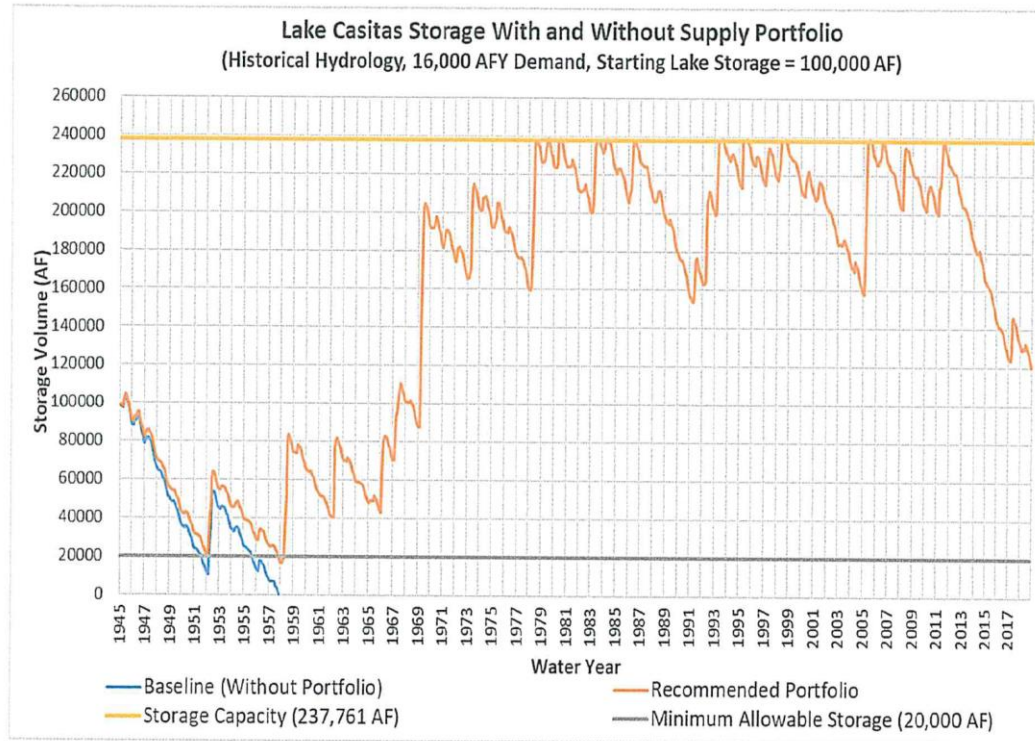


Figure 7-6 Lake Casitas Storage Volume for Historical Hydrology with and without Recommended Portfolio Projects

Staff Recommendations

1. Incorporate Changes to Current Version of CWRP & Repost:
 - a. Correction to Figure 4-10
 - b. Addition of Figure 3-4 of Appendix E in main body of the report

2. Continue to collect public comment and prepare those comments for review at the September 2020 Water Resources Committee Meeting.

3. Begin review/draft revisions of the WEAP at August 2020 Water Resources Committee Meeting.

Questions??

