



## Board of Directors

Brian Brennan, Director  
Richard Hajas, Director  
Neil Cole, Director

Mary Bergen, Director  
Pete Kaiser, Director

### CASITAS MUNICIPAL WATER DISTRICT Meeting to be held at the

The meeting will be held via Zoom.  
Join Zoom Meeting

<https://us06web.zoom.us/j/91094478837?pwd=VnNOQTZyQVk4K2pnaWpjYVI1TkpRdz09>

Meeting ID: 910 9447 8837  
Passcode: 736519

To join the meeting via telephone please call (888) 788-0099 or (877) 853-5247  
Enter Meeting ID: 910 9447 8837# Passcode: 736519#

March 09, 2022 @ 5:00 PM

Right to be heard: Members of the public have a right to address the Board directly on any item of interest to the public which is within the subject matter jurisdiction of the Board. The request to be heard should be made immediately before the Board's consideration of the item. No action shall be taken on any item not appearing on the agenda unless the action is otherwise authorized by subdivision (b) of §54954.2 of the Government Code and except that members of a legislative body or its staff may briefly respond to statements made or questions posed by persons exercising their public testimony rights under section 54954.3 of the Government Code.

Special Accommodations: If you require special accommodations for attendance at or participation in this meeting, please notify our office 24 hours in advance at (805) 649-2251, ext. 113. (Govt. Code Section 54954.1 and 54954.2(a)).

1. CALL TO ORDER
2. ROLL CALL
3. AGENDA CONFIRMATION

4. PUBLIC COMMENTS - Presentation on District related items that are not on the agenda - three minute limit.
5. CONSENT AGENDA
  - 5.a. Accounts Payable Report  
[Accounts Payable Report.pdf](#)
  - 5.b. Minutes of the February 23, 2022 Board Meeting.  
[2 23 2022 Min.pdf](#)
6. ACTION ITEMS
  - 6.a. Award of the East and West Ojai Avenue Pipeline Replacement Project, Specification No. 19-411.
    - 6.e.i. Reject the request for bid withdrawal from J. Vega Engineering, Inc. dated February 15, 2022; and  
  
6.e.ii. Determine the bid from J. Vega Engineering, Inc. is non-responsive for failing to list all subcontractors; and  
  
6.e.iii. Waive the minor irregularity in the bid from Burns Pacific Construction and award a contract to Burns Pacific Construction in the amount of \$3,876,088.00 for West and East Ojai Avenue Pipeline Replacement, Specification No. 19-411.  
[220309 Board Memo Award.pdf](#)  
[Bid Withdrawal Letter.pdf](#)  
[Bid Protest - Tierra Contracting - Casitas Water - West and East Ojai Ave Waterline Project.pdf](#)  
[casitaswater.com Mail - Bid Protest - West and East Ojai Avenue Pipeline Replacement, Spec No 19-411.pdf](#)  
[Response to Bid protest on CMWD sPEC nO 19-411.pdf](#)  
[19-004298 - WEST EAST OJAI AVE PIPELINE REPLACEMENT PROJECT - CASITAS MUNICIPAL WATER DISTRICT Hardy Harper.pdf](#)
  - 6.b. Review of Casitas MWD State Water Project Table A Water Supply Calendar Year 2022 through 2027 Options.  
[Board Memo for Casitas MWD SWP Table A Review 030922.pdf](#)  
[CCWA Letter Agreement 030922 ATT1.pdf](#)  
[United WCD LOI 030922 ATT2.pdf](#)
  - 6.c. Setting a public hearing for review of the redistricting of Casitas MWD Division maps for the Regular Board Meeting of March 23, 2022.  
[Board Memo for Redistricting Hearing 030922.pdf](#)
  - 6.d. Resolution proclaiming a local emergency persists, re-ratifying the proclamation of a State of Emergency by Executive Order, and re-authorizing remote teleconference

meetings of the legislative bodies of Casitas Municipal Water District for the period March 9, 2022 to April 8, 2022 pursuant to Brown Act provisions.

[Resolution Subsequent AB 361.pdf](#)

- 6.e. Resolution nominating Calleguas Municipal Water District Division 2 Director, Scott Quady to the California Insurance Fund Board (an Association of California Water Agencies Joint Powers Authority Captive Insurance Company).

[Board Memo for Quady Nomination 030922.pdf](#)

[Reso Nomination of Scott Quady 030922 ATT1.pdf](#)

[Calleguas MWD Scott Quady Bio 030922 ATT2.pdf](#)

## 7. INFORMATION ITEMS

- 7.a. State Water Project Intertie Project Report.

[SWP Intertie Project Cost 2-28-22.pdf](#)

- 7.b. CFD 2013-01 Project Cost Report.

[CFD 2013-1 Project Cost 2-28-2022.pdf](#)

- 7.c. Adjudication Charges Report.

[Adjudication Charges YTD 2.28.22.pdf](#)

- 7.d. Investment Report.

[Investment Report 2.28.2022.pdf](#)

- 7.e. Draft 2021 Casitas MWD Supply and Demand Study.

[Casitas MWD Draft Supply and Demand Study 2021 030922.pdf](#)

## 8. GENERAL MANAGER COMMENTS

## 9. BOARD OF DIRECTOR REPORTS ON MEETINGS ATTENDED

## 10. BOARD OF DIRECTOR COMMENTS PER GOVERNMENT CODE SECTION 54954.2(a).

## 11. CLOSED SESSION

- 11.a. CONFERENCE WITH LEGAL COUNSEL – EXISTING LITIGATION (Government Code Section 54956.9(a) Santa Barbara Channelkeeper v. State Water Resources Control Board, City of San Buenaventura, et al.; and City of San Buenaventura v Duncan Abbott, et al., Cross Complaint; Superior Court of the State of California, County of Los Angeles, Case No. 19STCP01176.

## 12. ADJOURNMENT

**CASITAS MUNICIPAL WATER DISTRICT**  
**General Fund Check Authorization**  
**Checks Dated 02/17/2022 - 03/02/22**  
**Presented to the Board of Directors For Approval March 09, 2022**

<b>Check</b>	<b>Payee</b>		<b>Description</b>	<b>Amount</b>
001105	Payables Fund Account	# 9759651478	Accounts Payable Batch 022322	\$ 771,441.18
001106	Payables Fund Account	# 9759651478	Accounts Payable Batch 030222	\$ 438,711.54
				<u>\$ 1,210,152.72</u>
001107	Payroll Found Account	# 9469730919	Estimated Payroll 03/24/22	\$ 234,000.00
			Total	<u>\$ 1,444,152.72</u>

Publication of check register is in compliance with Section 53065.6 of the Government Code which requires the District to disclose reimbursements to employees and/or directors.

The above numbered checks, 001105-001107 have been duly audited is hereby certified as correct.

---

Janyne Brown, Chief Financial Officer

## *A/P Fund*

Publication of check register is in compliance with Section 53065.6 of the Government Code which requires the District to disclose reimbursements to employees and/or directors.

001105    A/P Checks:                    045766-045829  
          A/P Draft                    000282-000286  
          Voids:  
          045801 - Meiners Oaks ACE Hardware - Continuation of detail of check 045800

001106    A/P Checks:                    045830-045911  
          A/P Draft                    000287-000288  
          Voids:  
          045877 - Meiners Oaks ACE Hardware - Continuation of detail of check 045876



---

Janyne Brown , Chief Financial Officer

CERTIFICATION

Payroll disbursements for the pay period ending 02/19/22  
Pay Date 02/24/22  
have been duly audited and are  
hereby certified as correct.

Signed: Jayne Brown  
Jayne Brown

VENDOR I.D.	NAME	STATUS	CHECK DATE	INVOICE AMOUNT	DISCOUNT	CHECK NO	CHECK STATUS	CHECK AMOUNT
C-CHECK	VOID CHECK	V	2/23/2022			045801		
C-CHECK	VOID CHECK	V	3/02/2022			045877		

* * T O T A L S * *	NO	INVOICE AMOUNT	DISCOUNTS	CHECK AMOUNT
REGULAR CHECKS:	0	0.00	0.00	0.00
HAND CHECKS:	0	0.00	0.00	0.00
DRAFTS:	0	0.00	0.00	0.00
EFT:	0	0.00	0.00	0.00
NON CHECKS:	0	0.00	0.00	0.00
VOID CHECKS:	2			
VOID DEBITS		0.00		
VOID CREDITS		0.00	0.00	

TOTAL ERRORS: 0

VENDOR SET: 01 BANK:	TOTALS:	NO	INVOICE AMOUNT	DISCOUNTS	CHECK AMOUNT
		2	0.00	0.00	0.00
BANK:	TOTALS:	2	0.00	0.00	0.00

VENDOR I.D.	NAME	STATUS	CHECK DATE	INVOICE AMOUNT	DISCOUNT	CHECK NO	CHECK STATUS	CHECK AMOUNT
00128	INTERNAL REVENUE SERVICE							
I-T1 202202221964	Federal Withholding	D	2/23/2022	40,993.22		000282		
I-T3 202202221964	SS Withholding	D	2/23/2022	42,875.76		000282		
I-T4 202202221964	Medicare Withholding	D	2/23/2022	10,027.50		000282		93,896.48
00187	CALPERS							
I-PBB202202221964	PERS BUY BACK	D	2/23/2022	130.46		000283		
I-PBP202202221964	PERS BUY BACK	D	2/23/2022	161.96		000283		
I-PEB202202221964	PEPRA EMPLOYEES PORTION	D	2/23/2022	11,961.00		000283		
I-PEM202202221964	PERS EMPLOYEE PORTION MGMT	D	2/23/2022	1,774.91		000283		
I-PER202202221964	PERS EMPLOYEE PORTION	D	2/23/2022	7,108.80		000283		
I-PRB202202221964	PEBRA EMPLOYER PORTION	D	2/23/2022	13,449.52		000283		
I-PRR202202221964	PERS EMPLOYER PORTION	D	2/23/2022	11,737.30		000283		46,323.95
00180	S.E.I.U. - LOCAL 721							
I-COP202202221964	SEIU 721 COPE	D	2/23/2022	12.50		000284		
I-UND202202221964	UNION DUES	D	2/23/2022	889.25		000284		901.75
00049	STATE OF CALIFORNIA							
I-T2 202202221964	STATE WITHHOLDING (CA)	D	2/23/2022	15,667.70		000285		15,667.70
05790	STATE OF OREGON							
I-OST202202221964	OR STATE TRANSIT TAX	D	2/23/2022	5.58		000286		
I-T2 202202221964	STATE WITHHOLDING (OR)	D	2/23/2022	410.09		000286		415.67
05939	Health Equity							
I-INV3456965	Reimburse Med/Dep Care	D	3/02/2022	305.07		000287		
I-INV3479865	FSA Monthly Admin Fee	D	3/02/2022	175.00		000287		480.07
00131	JCI JONES CHEMICALS, INC							
I-879930	Chlorine - TP, CM 879948	D	3/02/2022	3,536.27		000288		3,536.27
02875	Mitch Abel							
I-022222	Refund for FICA 2018 & 2019	R	2/23/2022	359.19		045766		359.19
02875	Mitch Abel							
I-022222b	Safety Boot Stipend	R	2/23/2022	205.00		045767		205.00
00004	ACWA JOINT POWERS INSURANCE AU							
I-0681377	Health Insurance 03/22	R	2/23/2022	159,943.39		045768		159,943.39
00010	AIRGAS USA LLC							
I-9122561901	Welding Hoot & Gloves - PL	R	2/23/2022	791.63		045769		791.63



VENDOR I.D.	NAME	STATUS	CHECK DATE	INVOICE AMOUNT	DISCOUNT	CHECK NO	CHECK STATUS	CHECK AMOUNT
05912	Aleshire & Wynder LLP							
I-66127	Metter #0001	R	2/23/2022	4,779.00		045770		4,779.00
03044	Amazon Capital Services							
I-13F4-WQG3-3R9P	Laptop Memory - IT	R	2/23/2022	78.28		045771		
I-16P9-RPF9-1X63	UPS Battery Replacement - EM	R	2/23/2022	1,517.82		045771		
I-1DR6-4YFF-7N4T	Air Freshener - MAINT	R	2/23/2022	33.62		045771		
I-1DR6-4YFF-94WN	Engine Oil - LCRA	R	2/23/2022	230.96		045771		
I-1FRG-4QWG-4X99	Pole HD Plug - EM	R	2/23/2022	184.20		045771		
I-1JXJ-1J4L-943J	USB Adapter - WP	R	2/23/2022	33.65		045771		
I-1JYW-364J-P3YK	Ethernet Network Switch - LCRA	R	2/23/2022	38.58		045771		
I-1LP7-YF94-F1CY	Road Pavement Marker - MAINT	R	2/23/2022	117.96		045771		
I-1LXJ-THHT-93GC	Office Desk - TP	R	2/23/2022	1,026.34		045771		
I-1VPT-7WMP-YKKH	Copy Paper - TP	R	2/23/2022	129.79		045771		3,391.20
05428	American Plastics Corp							
I-34787	Plastic Sheet - MAINT	R	2/23/2022	665.67		045772		665.67
05938	Aquatic Informatics Inc							
I-4006 50953	WaterTrax Data Management- LAB	R	2/23/2022	6,774.82		045773		6,774.82
01703	ARNOLD LAROCHELLE MATTHEWS							
I-5088-001	Metter #5088-001	R	2/23/2022	2,664.00		045774		2,664.00
03429	AT&T							
I-8083648607	Acct#8310009376372	R	2/23/2022	1,287.10		045775		1,287.10
03429	AT&T							
I-9644118609	Acct#8310009376326	R	2/23/2022	1,287.10		045776		1,287.10
00030	B&R TOOL AND SUPPLY CO							
I-1900968954	Concrete Cutting Blades - UT	R	2/23/2022	185.91		045777		
I-1900969162	Marvel Air Tool & Spark Liter	R	2/23/2022	21.39		045777		207.30
02818	Bay City Fab							
I-10827	Aluminum - TP	R	2/23/2022	51.72		045778		51.72
05947	Curtis Bowles							
I-022222	Safety Boot Stipend	R	2/23/2022	170.00		045779		170.00
03977	Scot Byron							
I-022222	Safety Boot Stipend	R	2/23/2022	205.00		045780		205.00

VENDOR I.D.	NAME	STATUS	CHECK DATE	INVOICE AMOUNT	DISCOUNT	CHECK NO	CHECK STATUS	CHECK AMOUNT
03021	Central Communications							
I-000024-044-391	Call Center 01/22	R	2/23/2022	90.75		045781		90.75
00117	CERTEX USA, INC							
I-10811993-00	Drop Forged Clip - LCRA	R	2/23/2022	53.88		045782		53.88
00081	DELTA LIQUID ENERGY							
I-4212	Propane - TP	R	2/23/2022	544.86		045783		544.86
00086	E.J. Harrison & Sons Inc							
I-33968	Acct#1C00114748	R	2/23/2022	180.00		045784		180.00
00086	E.J. Harrison & Sons Inc							
I-34192	Acct#1C00054240	R	2/23/2022	446.23		045785		446.23
00095	FAMCON PIPE & SUPPLY							
I-S100071325.001	6" Romac Coupling - PL	R	2/23/2022	1,201.20		045786		
I-S100071650.001	18" Smith Blair Coupling - PL	R	2/23/2022	1,067.14		045786		
I-S100072390.001	10" Valve & Coupling - PL	R	2/23/2022	2,689.83		045786		
I-S100072758.001	Gasket - ENG	R	2/23/2022	33.25		045786		4,991.42
00013	FERGUSON ENTERPRISES INC							
I-0787725	Gate Valve & Gaskets - PL	R	2/23/2022	5,477.92		045787		5,477.92
00099	FGL ENVIRONMENTAL							
I-117890A	Surface Water Monitoring 12/15	R	2/23/2022	1,396.00		045788		
I-200128A	Nitrate Monitoring - 01/04/22	R	2/23/2022	73.00		045788		
I-200540A	Nitrate Monitoring - 01/11/22	R	2/23/2022	54.00		045788		
I-200542A	OWS-San Antonio TP -Mn -01/05	R	2/23/2022	32.00		045788		
I-200545A	OWS-San Antonio TP - Mn -01/05	R	2/23/2022	16.00		045788		
I-200879A	Lab Water Quality - 01/18/22	R	2/23/2022	55.00		045788		
I-200880A	Nitrate Monitoring - 01/18/22	R	2/23/2022	54.00		045788		
I-201343A	Nitrate Monitoring - 01/25/22	R	2/23/2022	54.00		045788		
I-201344A	OWS-Wells- Water Quality 01/25	R	2/23/2022	57.00		045788		
I-201706A	Nitrate Monitoring 02/01/22	R	2/23/2022	54.00		045788		1,845.00
00106	FRONTIER PAINT							
I-F0280364	Paint - PL	R	2/23/2022	52.36		045789		
I-F0280381	Lustre Medium Base - MAINT	R	2/23/2022	35.71		045789		
I-F0280386	Primer & Gloves - PL	R	2/23/2022	84.12		045789		172.19
00115	GRAINGER, INC							
I-9210177581	Warning Light - TP	R	2/23/2022	242.42		045790		
I-9211245957	Gasket - LCRA	R	2/23/2022	5.60		045790		
I-9211438347	Leaf Rake - MAINT	R	2/23/2022	89.54		045790		
I-9211494985	Signal NFPA - TP	R	2/23/2022	30.89		045790		
I-9211494993	Laen Rake - MAINT	R	2/23/2022	132.46		045790		500.91

VENDOR I.D.	NAME	STATUS	CHECK DATE	INVOICE AMOUNT	DISCOUNT	CHECK NO	CHECK STATUS	CHECK AMOUNT
02217	Greg Rents							
I-35264	Concrete Mix - PL	R	2/23/2022	117.12		045791		117.12
00121	HACH COMPANY							
I-12866581	Ammonia, Nitrate & Chlorine	R	2/23/2022	1,626.22		045792		
I-12882218	Ammonia Chemkey - LAB	R	2/23/2022	261.86		045792		1,888.08
05948	Kyler Heath							
I-022222	Safety Boot Stipend	R	2/23/2022	205.00		045793		205.00
00596	HOME DEPOT							
I-1112650	Manvel Ash Matte - LCRA	R	2/23/2022	103.58		045794		103.58
00127	INDUSTRIAL BOLT & SUPPLY							
I-229243-1	Hex Lag & Flat Washer - LCRA	R	2/23/2022	1,131.38		045795		
I-229447-1	Nuts & Bolts - PL	R	2/23/2022	785.87		045795		
I-229520-1	Fittings - EM	R	2/23/2022	77.58		045795		
I-229681-1	Atr Stud Sinc & Fittings - TP	R	2/23/2022	145.68		045795		2,140.51
01272	LISA KOLAR							
I-022222	Refund for FICA 2018 & 2019	R	2/23/2022	133.54		045796		133.54
00360	LESLIE'S POOL SUPPLIES, INC							
I-00142-01-041718	Acid & Chlor - TP	R	2/23/2022	95.44		045797		95.44
05751	Joshua Malagon							
I-022222	Safety Boot Stipend	R	2/23/2022	205.00		045798		205.00
00329	MCMaster-CARR SUPPLY CO.							
I-72970239	4" Check Valve - TP	R	2/23/2022	1,547.33		045799		1,547.33
00151	MEINERS OAKS ACE HARDWARE							
I-995790	Chlorine Tabs - TP	R	2/23/2022	64.34		045800		
I-996017	Adapter & Sealer - LCRA	R	2/23/2022	39.97		045800		
I-996044	Paint - LCRA	R	2/23/2022	113.64		045800		
I-996048	Concrete Anchoring Epoxy - MAI	R	2/23/2022	86.98		045800		
I-996140	Bent Hitch Pin & Elbow - LCRA	R	2/23/2022	10.32		045800		
I-996155	Shower Drain - LCRA	R	2/23/2022	19.51		045800		
I-996181	Concrete Mix - LCRA	R	2/23/2022	25.68		045800		
I-996197	Bolts & Screws - FISH	R	2/23/2022	9.22		045800		
I-996247	Thermostat - EM	R	2/23/2022	107.24		045800		
I-996248	Batteries & Ball Mount - EM	R	2/23/2022	40.36		045800		
I-996280	Corner Brace, Bolts & Screws	R	2/23/2022	31.18		045800		
I-996282	Spray Paint, Bolts & Screws-LC	R	2/23/2022	17.02		045800		
I-996317	PVC Cement - LCRA	R	2/23/2022	21.34		045800		
I-996440	Insect Repellents - MAINT	R	2/23/2022	14.82		045800		
I-996523	Mortar & Batteries - LCRA	R	2/23/2022	34.67		045800		
I-996590	Paint Supplies - LCRA	R	2/23/2022	87.26		045800		

VENDOR I.D.	NAME	STATUS	CHECK DATE	INVOICE AMOUNT	DISCOUNT	CHECK NO	CHECK STATUS	CHECK AMOUNT
I-996614	Concrete Sponge - LCRA	R	2/23/2022	3.51		045800		
I-996667	Flux Water Soluable - LCRA	R	2/23/2022	5.51		045800		
I-996734	Solder Plumbing & Pipe - LCRA	R	2/23/2022	82.16		045800		
I-996744	Coupling Hose & Clamp - LCRA	R	2/23/2022	21.70		045800		
I-996755	Paint - LCRA	R	2/23/2022	83.10		045800		
I-996847	Trap P ABS - LCRA	R	2/23/2022	29.25		045800		
I-996880	Batteries - LCRA	R	2/23/2022	31.40		045800		980.18
03444	Mission Linen Supply							
I-516483115	Uniform Pants - PL	R	2/23/2022	37.25		045802		
I-516483116	Uniform Pants - MAINT	R	2/23/2022	27.84		045802		
I-516483119	Uniform Pants - TP	R	2/23/2022	43.56		045802		108.65
03701	MNS Engineers, Inc.							
I-79780	Wellfield Pipe Replacement-ENG	R	2/23/2022	287.50		045803		
I-79781	LCRA Sewer Design - ENG	R	2/23/2022	21,943.37		045803		22,230.87
01570	Ojai Auto Supply							
I-538486	Fuel Filter - Unit 109 & 114	R	2/23/2022	53.13		045804		53.13
00165	OJAI LUMBER CO, INC							
I-2202-673881	Mortar - LCRA	R	2/23/2022	19.29		045805		19.29
00941	PARK RANGERS ASSOCIATION							
I-021722	PRAC Membership - LCRA	R	2/23/2022	100.00		045806		100.00
00188	PETTY CASH							
I-021722	Replenish Petty Cash - DO	R	2/23/2022	543.88		045807		543.88
01439	PRECISION POWER EQUIPMENT							
I-1501	Concrete Saw - PL	R	2/23/2022	1,348.73		045808		1,348.73
00790	PROFORMA							
I-BI85006295A	Retro 3" Casitas Patches	R	2/23/2022	266.68		045809		266.68
03932	Ron Quinine							
I-022222	Safety Boot Stipend	R	2/23/2022	205.00		045810		205.00
00788	QUINN COMPANY							
I-W0110104823	Forklift Service - Unit 287	R	2/23/2022	6,429.90		045811		6,429.90
00306	Rincon Consultants, Inc.							
I-37107	LCRA Sewer Env Support - ENG	R	2/23/2022	18,041.25		045812		
I-37168	Robles Prog. Permits - ENG	R	2/23/2022	15,434.25		045812		
I-37176	W-E Ojai Ave Arborist - ENG	R	2/23/2022	8,199.50		045812		
I-37190	West Ojai PL Replacement - ENG	R	2/23/2022	3,191.75		045812		
I-37191	Grand Ave Env Services - ENG	R	2/23/2022	3,030.75		045812		
I-37192	Upper Foothill Enviro - ENG	R	2/23/2022	6,720.19		045812		

VENDOR I.D.	NAME	STATUS	CHECK DATE	INVOICE AMOUNT	DISCOUNT	CHECK NO	CHECK STATUS	CHECK AMOUNT
I-37196	Environmental Monitoring - ENG	R	2/23/2022	3,333.25		045812		
I-37206	Running Ridge Zone Improv-ENG	R	2/23/2022	960.00		045812		
I-37209	West Ojai Meter Relocation-ENG	R	2/23/2022	3,015.00		045812		61,925.94
01109	SALVADOR LOERA TRANSPORTATION Base - LCRA	R	2/23/2022	516.75		045813		516.75
01107	SAWYER PETROLEUM Gas - LCRA	R	2/23/2022	2,730.96		045814		
I-S141565	Diesel - LCRA	R	2/23/2022	2,492.85		045814		5,223.81
04635	John Simon Reimburse Expenses 02/22	R	2/23/2022	90.00		045815		90.00
00215	SOUTHERN CALIFORNIA EDISON Acct#700533992421	R	2/23/2022	16,357.34		045816		
I-022222b	Acct#700625798978	R	2/23/2022	220.89		045816		16,578.23
00048	STATE OF CALIFORNIA State Water Plan Payment	R	2/23/2022	290,386.00		045817		290,386.00
04020	Stephen Sulkowski Safety Boot Stipend	R	2/23/2022	205.00		045818		205.00
02703	Sunbelt Rentals Ride-On Roller - LCRA	R	2/23/2022	490.42		045819		490.42
01512	TRENCH SHORING COMPANY Rental Credit - PL	R	2/23/2022	2,982.00CR		045820		
I-RI20171201	Road Plates - PL	R	2/23/2022	14,779.05		045820		11,797.05
01268	ULINE Hazmat Cubic Yarda Box - SAFE	R	2/23/2022	305.89		045821		305.89
01412	AARON WALL Refund for FICA 2018 & 2019	R	2/23/2022	852.20		045822		852.20
00663	WAXIE SANITARY SUPPLY Janitorial Supplies - LCRA	R	2/23/2022	964.64		045823		964.64
05028	Weck Analytical Environmental Mo Plant Effluent Spec. - LAB	R	2/23/2022	155.30		045824		
I-W2B1233-casitasmun	Stage 2 DBP Sampling - LAB	R	2/23/2022	696.18		045824		851.48

VENDOR I.D.	NAME	STATUS	CHECK DATE	INVOICE AMOUNT	DISCOUNT	CHECK NO	CHECK STATUS	CHECK AMOUNT
00630	WESCO							
I-403153	Motor Conection Kit - EM	R	2/23/2022	164.92		045825		164.92
00330	WHITE CAP CONSTRUCTION SUPPLY							
I-50017845503	Diamond Cutting Wheel - PL	R	2/23/2022	152.12		045826		
I-50017973729	Blade & Cut Wheel - PL	R	2/23/2022	248.60		045826		
I-50017979008	Cut Off Saw - PL	R	2/23/2022	2,693.74		045826		3,094.46
04010	CALIFORNIA STATE DISBURSEMENT							
I-CS5202202221964	200000001181291	R	2/23/2022	386.30		045827		386.30
00124	ICMA RETIREMENT TRUST - 457							
I-DCI202202221964	DEFERRED COMP FLAT	R	2/23/2022	1,604.17		045828		
I-DI%202202221964	DEFERRED COMP PERCENT	R	2/23/2022	102.35		045828		1,706.52
00985	NATIONWIDE RETIREMENT SOLUTION							
I-CUN202202221964	457 CATCH UP	R	2/23/2022	480.77		045829		
I-DCN202202221964	DEFERRED COMP FLAT	R	2/23/2022	7,521.29		045829		
I-DN%202202221964	DEFERRED COMP PERCENT	R	2/23/2022	410.77		045829		8,412.83
02587	A&M LAWNMOWER SHOP							
I-51500	Bolt Lever & Washer - LCRA	R	3/02/2022	19.97		045830		
I-51502	Weedeater Heads - MAINT	R	3/02/2022	178.61		045830		
I-51511	Air Filters - MAINT	R	3/02/2022	124.92		045830		323.50
01325	Aflac Worldwide Headquarters							
I-413617	Supplemental Insurance 12/21	R	3/02/2022	4,541.01		045831		
I-805313	Supplemental Insurance 01/22	R	3/02/2022	3,105.76		045831		7,646.77
01817	ALLIED ELECTRONICS, INC.							
I-9015751659	Carbon Brush - TP	R	3/02/2022	90.41		045832		90.41
03044	Amazon Capital Services							
I-16DP-YJDG-1HLQ	Auger Teeth - Unit 112	R	3/02/2022	125.64		045833		
I-173K-V17Q-7Q4D	Expoxy Adhesive Paste - MAINT	R	3/02/2022	244.50		045833		
I-1D47-F3JF-6X1C	Scanner - ADM	R	3/02/2022	369.99		045833		
I-1D4Q-YWWX-WMY Y	Reflective Markers - MAINT	R	3/02/2022	278.80		045833		
I-1FRG-4QWG-QPJP	Frame - PR	R	3/02/2022	13.93		045833		
I-1KQX-KHNH-XDMM	Shelf Brackets - TP	R	3/02/2022	23.37		045833		
I-1LP7-YF94-GFPP	File Cabinets - TP	R	3/02/2022	178.42		045833		
I-1PXR-DXH6-7RCP	Oxygen Regulator - LCRA	R	3/02/2022	31.09		045833		
I-1Q4Y-T43F-6YXY	Computer Microphone - TP	R	3/02/2022	67.50		045833		1,333.24

VENDOR I.D.	NAME	STATUS	CHECK DATE	INVOICE AMOUNT	DISCOUNT	CHECK NO	CHECK STATUS	CHECK AMOUNT
00014	AQUA-FLO SUPPLY							
I-SI1874056	Electrical PCV Couduit- ENG	R	3/02/2022	18.35		045834		
I-SI1874058	Hat & Shovel - EM	R	3/02/2022	132.46		045834		
I-SI1875447	Saw Blade & Cement - PL	R	3/02/2022	59.48		045834		
I-SI1880611	Brass Bushing - PL	R	3/02/2022	40.56		045834		
I-SI1880612	Fire Hydrant Wrench - UT	R	3/02/2022	36.27		045834		287.12
00840	AQUA-METRIC SALES COMPANY							
I-INV0086986	Field Logic Communicator - UT	R	3/02/2022	1,933.40		045835		1,933.40
02179	Art Street Interactive							
I-2368	Reservation Sys. Hosting/Maint	R	3/02/2022	549.70		045836		549.70
01666	AT & T							
I-000017816125	Acct#9391062398	R	3/02/2022	62.06		045837		62.06
01666	AT & T							
I-000017817715	Acct#9391064013	R	3/02/2022	25.17		045838		25.17
04254	Automation Services, LLC							
I-22-009	Remot SCADA Programming - ENG	R	3/02/2022	367.50		045839		367.50
00030	B&R TOOL AND SUPPLY CO							
I-1900969971	Handwheel - UT	R	3/02/2022	221.97		045840		
I-1900969972	Hexagon Pipe Die - UT	R	3/02/2022	660.88		045840		
I-1900970063	Bottom Tap - EM	R	3/02/2022	290.09		045840		1,172.94
00679	BAKERSFIELD PIPE & SUPPLY INC							
I-S2894563.001	SS Pipe 20" - EM	R	3/02/2022	250.56		045841		250.56
04111	Roadpost, Inc.							
I-BU01422250	Sat Phone Service - TP	R	3/02/2022	54.54		045842		54.54
05794	BMC West, LLC							
I-70185536-01	Treated Fir - LCRA	R	3/02/2022	1,792.38		045843		1,792.38
03639	Bray Sales							
I-220/90015009	Mutual 7 Well Discharge MOV	R	3/02/2022	6,049.93		045844		6,049.93
01295	BSN CONSTRUCTION							
I-5543	Asphalt Main Road - LCRA	R	3/02/2022	7,500.00		045845		7,500.00
00229	BUREAU OF RECLAMATION							
I-1803401686	Reimburse SOD Cost	R	3/02/2022	77,228.16		045846		77,228.16

VENDOR I.D.	NAME	STATUS	CHECK DATE	INVOICE AMOUNT	DISCOUNT	CHECK NO	CHECK STATUS	CHECK AMOUNT
00055	CASITAS BOAT RENTALS Battery Replacement - LCRA	R	3/02/2022	137.15		045847		137.15
02100	Clean Lakes, Inc. Captain XTR, Cutrine Plus WQ	R	3/02/2022	498.99		045848		498.99
01843	COASTAL COPY Copier Usage - LCRA	R	3/02/2022	146.84		045849		
	I-999800 Copier Usage - DO	R	3/02/2022	423.03		045849		569.87
00062	CONSOLIDATED ELECTRICAL Aux Contact & Rly Aux - TP	R	3/02/2022	262.03		045850		
	I-9009-1017779 SQ Box - EM	R	3/02/2022	12.16		045850		
	I-9009-1017832 Fittings - EM	R	3/02/2022	46.00		045850		320.19
01483	CORVEL CORPORATION 1102WC200000006 DOS 05/11/21	R	3/02/2022	12.23		045851		
	I-6/15696836-1 1102WC200000006 DOS 12/08/20	R	3/02/2022	13.20		045851		25.43
02480	David Taussig & Associates, In D21-00115 CFD Tax Admin	R	3/02/2022	1,981.72		045852		1,981.72
05922	Deep Trekker Inc. Accrue Use Tax	R	3/02/2022	671.93CR		045853		
	D-DT-USD04162a Accrue Use Tax	R	3/02/2022	671.93		045853		
	I-DT-USD04162 Deep Treker ROV - TP	R	3/02/2022	9,500.00		045853		9,500.00
00081	DELTA LIQUID ENERGY Propane - LCRA	R	3/02/2022	340.30		045854		
	I-20401 Propane - LCRA	R	3/02/2022	560.15		045854		900.45
00662	Diamond A Equipment Blades - LCRA	R	3/02/2022	385.45		045855		385.45
00086	E.J. Harrison & Sons Inc Acct#1C00053370	R	3/02/2022	13.59		045856		13.59
00086	E.J. Harrison & Sons Inc Acct#1C00054230	R	3/02/2022	2,493.74		045857		2,493.74
00095	FAMCON PIPE & SUPPLY Brass Bushing - PL	R	3/02/2022	901.97		045858		
	I-S100071650.002 18" Stargrip Kit - PL	R	3/02/2022	455.81		045858		
	I-S100072202.001 Meter Lid - PR	R	3/02/2022	37.54		045858		
	I-S100072210.001 6" X 10" Flg Spool - PL	R	3/02/2022	1,571.21		045858		
	I-S100072773.001 6" Muller Valve - PL	R	3/02/2022	761.48		045858		3,728.01



VENDOR I.D.	NAME	STATUS	CHECK DATE	INVOICE AMOUNT	DISCOUNT	CHECK NO	CHECK STATUS	CHECK AMOUNT
00099	FGL ENVIRONMENTAL OWS-Stage 2 DBP Monitoring	R	3/02/2022	441.00		045859		441.00
00713	FLUID MANUFACTURING Tokens - LCRA	R	3/02/2022	1,129.97		045860		1,129.97
05932	Ghitterman Ghitterman & Feld F 1102WC180000001 02/19-03/04/22	R	3/02/2022	580.00		045861		580.00
01482	MICHAEL GIBSON Reimburse Expenses 01/22	R	3/02/2022	899.23		045862		899.23
00115	GRAINGER, INC Storage Box, Rope Grab & Ancho	R	3/02/2022	5,432.48		045863		5,432.48
00121	HACH COMPANY Ammonia & Mono Chem Key - TP	R	3/02/2022	1,579.95		045864		1,579.95
02940	Holliday Rock Co, Inc. Concrete - LCRA	R	3/02/2022	752.77		045865		752.77
00596	HOME DEPOT Beige Square Matte - LCRA	R	3/02/2022	147.07		045866		147.07
00894	HOSE-MAN, INC. Highlining Parts - UT 2" Couplers - LCRA	R R	3/02/2022 3/02/2022	648.77 105.90		045867 045867		754.67
00125	IDEXX DISTRIBUTION CORP Lab Materials - LAB	R	3/02/2022	1,354.07		045868		1,354.07
00127	INDUSTRIAL BOLT & SUPPLY Nuts & Bolts - PL	R	3/02/2022	420.23		045869		420.23
04598	IRJ Engineers, Inc Electrical Eng Camp F&B - LCRA	R	3/02/2022	265.00		045870		265.00
05816	Alex Kelso Reimburse Expenses 02/22	R	3/02/2022	130.00		045871		130.00
02590	Koppl Pipeline Services, Inc. Hot Tap at OST - PL	R	3/02/2022	5,430.00		045872		5,430.00

VENDOR I.D.	NAME	STATUS	CHECK DATE	INVOICE AMOUNT	DISCOUNT	CHECK NO	CHECK STATUS	CHECK AMOUNT
03581	Legend Pump & Well Service Inc							
I-57217	San Antonio Well 3 Rehab - ENG	R	3/02/2022	12,635.00		045873		
I-57218	San Antonio Well #4 Removal	R	3/02/2022	6,770.00		045873		19,405.00
05449	Matheson Tri-Gas, Inc.							
I-0025121644	Liquid Oxygen - TP	R	3/02/2022	1,985.35		045874		
I-0025198277	Liquid Oxygen - TP	R	3/02/2022	3,488.64		045874		5,473.99
04197	Ian McMahon							
I-Feb 22	Reimburse Expenses 02/22	R	3/02/2022	306.40		045875		306.40
00151	MEINERS OAKS ACE HARDWARE							
I-996510	Caution Tape & Brushes - PL	R	3/02/2022	191.98		045876		
I-996802	Water Heater - UT	R	3/02/2022	162.76		045876		
I-996901	Pipe ABS - LCRA	R	3/02/2022	41.83		045876		
I-996943	Nut Set & Nozzle Gun - UT	R	3/02/2022	28.47		045876		
I-996947	Dry Concrete - LCRA	R	3/02/2022	38.35		045876		
I-997022	Hinge Strap - LCRA	R	3/02/2022	42.50		045876		
I-997216	Tape Measure - PL	R	3/02/2022	26.22		045876		
I-997247	Flex Tape & Rubber Paste - EM	R	3/02/2022	158.03		045876		
I-997249	Valve Heat Tape - EM	R	3/02/2022	11.70		045876		
I-997273	Tape & Glue - PL	R	3/02/2022	62.69		045876		
I-997319	Fittings - LCRA	R	3/02/2022	15.15		045876		
I-997356	Lube Door - FISH	R	3/02/2022	1.94		045876		
I-997382	Painting Supplies - PL	R	3/02/2022	36.45		045876		
I-997503	Mats - LCRA	R	3/02/2022	80.21		045876		
I-997531	Rebar - LCRA	R	3/02/2022	35.10		045876		
I-997559	Tie Wire & Rebar - LCRA	R	3/02/2022	76.90		045876		
I-997641	Fittings - PL	R	3/02/2022	23.56		045876		
I-997846	Waterweld Epoxy - EM	R	3/02/2022	51.71		045876		
I-997874	Water Heater - EM	R	3/02/2022	525.51		045876		1,611.06
01673	MICRO SPECIALIST							
I-012422-10	Service Lab Microscopes - LAB	R	3/02/2022	477.00		045878		477.00
03444	Mission Linen Supply							
I-516525374	Uniform Pants - PL	R	3/02/2022	37.25		045879		
I-516525375	Uniform Pants - MAINT	R	3/02/2022	27.84		045879		
I-516525379	Uniform Pants - TP	R	3/02/2022	43.56		045879		108.65
01876	NALCO COMPANY							
I-6600992741	Anionic Polymner - TP	R	3/02/2022	1,518.45		045880		1,518.45

VENDOR I.D.	NAME	STATUS	CHECK DATE	INVOICE AMOUNT	DISCOUNT	CHECK NO	CHECK STATUS	CHECK AMOUNT
00165	OJAI LUMBER CO, INC							
I-2202-675427	Lumber - LCRA	R	3/02/2022	241.11		045881		
I-2202-675585	Hole Saw - UT	R	3/02/2022	83.70		045881		324.81
00168	OJAI VALLEY NEWS							
I-1187	Ad 02/18/22	R	3/02/2022	150.00		045882		150.00
00947	CITY OF OJAI							
I-022422	Encroachment Permits	R	3/02/2022	2,921.00		045883		2,921.00
05733	Pacific Surveys, LLC							
I-29350	Video Long - ENG	R	3/02/2022	1,923.00		045884		1,923.00
04531	Peace Officers Research Associ							
I-344332	PORAC Insurance for Rangers	R	3/02/2022	255.00		045885		255.00
01439	PRECISION POWER EQUIPMENT							
I-71716	Honda Oil - PL	R	3/02/2022	6.45		045886		6.45
00790	PROFORMA							
I-BI85006294A	Uniform Shirts - FISH	R	3/02/2022	376.25		045887		
I-BI85006298A	Uniform T-Shirts - TP	R	3/02/2022	1,665.97		045887		2,042.22
03953	Rosemount Inc.							
I-71906245	Rosemount Transmitter - TP	R	3/02/2022	4,517.97		045888		4,517.97
10246	RYDIN DECAL							
I-389133	Annual Decals - LCRA	R	3/02/2022	314.18		045889		314.18
01107	SAWYER PETROLEUM							
I-S141633	Oil - EM	R	3/02/2022	371.06		045890		371.06
00608	SMITH PIPE & SUPPLY INC.							
I-3862998	Duiuron 4L Herbicide - MAINT	R	3/02/2022	620.12		045891		620.12
00215	SOUTHERN CALIFORNIA EDISON							
I-022522a	Acct#700356078152	R	3/02/2022	214.22		045892		
I-022522b	Acct#700237081885	R	3/02/2022	1,171.19		045892		1,385.41
09043	Southern California Edison							
I-7590413844	Outage Service Request - EM	R	3/02/2022	1,537.70		045893		1,537.70
09043	Southern California Edison							
I-7590413845	Outage Service Request	R	3/02/2022	1,155.48		045894		1,155.48

VENDOR I.D.	NAME	STATUS	CHECK DATE	INVOICE AMOUNT	DISCOUNT	CHECK NO	CHECK STATUS	CHECK AMOUNT
00216	Southern California Gas Co.							
I-030122a	Acct#00801443003	R	3/02/2022	843.19		045895		
I-030122b	Acct#18231433006	R	3/02/2022	502.20		045895		1,345.39
00048	STATE OF CALIFORNIA							
I-2204E53103	1988 Drinking Water Bond	R	3/02/2022	152,533.95		045896		152,533.95
02703	Sunbelt Rentals							
I-122487062-0001	Mini Excavator - PL	R	3/02/2022	3,019.43		045897		
I-122843221-0001	Rent Compactor - PL	R	3/02/2022	1,762.83		045897		4,782.26
01147	SUPERIOR GATE SYSTEMS							
I-4652	Gate Repair - MAINT	R	3/02/2022	310.00		045898		
I-4664	Gate Repair on Canal - MAINT	R	3/02/2022	230.00		045898		
I-4670	Gate Repair - MAINT	R	3/02/2022	850.00		045898		
I-4673	Loop Repair - MAINT	R	3/02/2022	350.00		045898		1,740.00
05779	The Spine and Orthopedic Cente							
I-6/15695525-1	1102WC200000006 DOS 05/11/21	R	3/02/2022	111.59		045899		
I-6/15696836-1	1102WC200000006 DOS 12/08/20	R	3/02/2022	151.58		045899		263.17
02163	Toro Enterprises, Inc.							
I-RET11107	Grand Ave. PL Replacement -ENG	R	3/02/2022	76,154.56		045900		76,154.56
01662	TYLER TECHNOLOGIES, INC.							
I-025-368179	UB Monthly Online Fee 03/22	R	3/02/2022	128.00		045901		128.00
00225	UNDERGROUND SERVICE ALERT							
I-220220095	CAS01 New Ticket - ENG	R	3/02/2022	229.45		045902		
I-dsb20210369	Regulatory Costs - ENG	R	3/02/2022	78.70		045902		308.15
00257	VENTURA RIVER WATER DISTRICT							
I-022822	Acct#5-37500A	R	3/02/2022	122.97		045903		122.97
09955	VENTURA WHOLESALE ELECTRIC							
I-284823	Heat Tape - EM	R	3/02/2022	29.37		045904		29.37
00248	COUNTY OF VENTURA							
I-IN0222496	Quarterly Backflow Inovice	R	3/02/2022	3,485.25		045905		3,485.25
00663	WAXIE SANITARY SUPPLY							
I-80682570	Janitorial Supplies - LCRA	R	3/02/2022	91.36		045906		91.36

VENDOR I.D.	NAME	STATUS	CHECK DATE	INVOICE AMOUNT	DISCOUNT	CHECK NO	CHECK STATUS	CHECK AMOUNT
00330	WHITE CAP CONSTRUCTION SUPPLY							
I-10015714979	Rebar - LCRA	R	3/02/2022	55.15		045907		55.15
1	CAMPOS, JOSE							
I-000202202281965	US REFUND	R	3/02/2022	33.57		045908		33.57
1	UNION ENGINEERING CO							
I-000202202281967	US REFUND	R	3/02/2022	500.00		045909		500.00
1	VALLEE, CHRIS							
I-000202202281966	US REFUND	R	3/02/2022	8.69		045910		8.69
1	SECURITY PAVING COMP							
I-000202202281968	US REFUND	R	3/02/2022	150.00		045911		150.00

* * T O T A L S * *	NO	INVOICE AMOUNT	DISCOUNTS	CHECK AMOUNT
REGULAR CHECKS:	144	1,074,454.83	0.00	1,074,454.83
HAND CHECKS:	0	0.00	0.00	0.00
DRAFTS:	7	161,221.89	0.00	161,221.89
EFT:	0	0.00	0.00	0.00
NON CHECKS:	0	0.00	0.00	0.00
VOID CHECKS:	0			
VOID DEBITS		0.00		
VOID CREDITS		0.00	0.00	

TOTAL ERRORS: 0

VENDOR SET: 01	BANK: AP	TOTALS:	NO	INVOICE AMOUNT	DISCOUNTS	CHECK AMOUNT
			151	1,235,676.72	0.00	1,235,676.72
BANK: AP	TOTALS:		151	1,235,676.72	0.00	1,235,676.72
REPORT TOTALS:			151	1,235,676.72	0.00	1,235,676.72

Void Check #45582 (\$25,524.00)  
**Total \$1,210,152.72**

## *Adjudication Charge Fund Account*

Publication of check register is in compliance with Section 53065.6 of the Government Code which requires the District to disclose reimbursements to employees and/or directors.

Adj. Checks:                   000053-000055

Voids:



---

Janyne Brown , Chief Financial Officer

VENDOR I.D.	NAME	STATUS	CHECK DATE	INVOICE AMOUNT	DISCOUNT	CHECK NO	CHECK STATUS	CHECK AMOUNT
00306 I-37251	Rincon Consultants, Inc. Ventura River CDFW Flow Study	R	2/23/2022	10,050.48		000053		10,050.48
00194 I-022822	City of Ojai Adjudication -Kear Groundwater	R	3/02/2022	3,136.00		000054		3,136.00
02475 I-920477	Rutan & Tucker, LLP Adjudication Litigation 01/22	R	3/02/2022	22,382.57		000055		22,382.57

* * T O T A L S * *	NO	INVOICE AMOUNT	DISCOUNTS	CHECK AMOUNT
REGULAR CHECKS:	3	35,569.05	0.00	35,569.05
HAND CHECKS:	0	0.00	0.00	0.00
DRAFTS:	0	0.00	0.00	0.00
EFT:	0	0.00	0.00	0.00
NON CHECKS:	0	0.00	0.00	0.00
VOID CHECKS:	0	VOID DEBITS 0.00 VOID CREDITS 0.00		

TOTAL ERRORS: 0

VENDOR SET: 01 BANK: ADJ TOTALS:	NO	INVOICE AMOUNT	DISCOUNTS	CHECK AMOUNT
VENDOR SET: 01 BANK: ADJ TOTALS:	3	35,569.05	0.00	35,569.05
BANK: ADJ TOTALS:	3	35,569.05	0.00	35,569.05
REPORT TOTALS:	3	35,569.05	0.00	35,569.05

**Casitas Municipal Water District**  
**Reimbursement Disclosure Report (1)**  
**Fiscal Year 2021/22**  
**July 1, 2021-June 30, 2022**

<u>Date paid</u>	<u>Board of Director/Employee</u>	<u>Description</u>	<u>Amount Paid</u>
7/14/2021	Scott Lewis	Fisheries Supplies	\$ 222.44
7/14/2021	Scott Lewis	Car Rental 06/04-06/17	\$ 1,217.44
7/14/2021	Scott Lewis	Hotel 06/06-06/16	\$ 957.00
7/14/2021	Brian Taylor	Hotel 06/20-06/24	\$ 858.94
7/14/2021	Aaron Wall	ARC Lifeguard Instructor Review	\$ 120.00
7/21/2021	Jesus Garcia	Safety Boot Stipend	\$ 170.00
7/21/2021	David Pope	Work T-Shirts	\$ 204.85
7/28/2021	Corban Suggs	Tuition Reimbursement	\$ 319.00
8/11/2021	Gonzalo Carbajal-Ramirez	Safety Boot Stipend	\$ 170.00
8/11/2021	Ramiro Garcia	Safety Boot Stipend	\$ 170.00
8/11/2021	Vincent Godinez	Safety Boot Stipend	\$ 170.00
8/11/2021	Spencer Hair	Safety Boot Stipend	\$ 170.00
8/11/2021	Gerardo M Herrera	Safety Boot Stipend	\$ 170.00
8/11/2021	Eric Lara	Safety Boot Stipend	\$ 170.00
8/11/2021	Mario Mariscal	Safety Boot Stipend	\$ 170.00
8/11/2021	Luis Mejia	Safety Boot Stipend	\$ 170.00
8/11/2021	David Pope	Safety Boot Stipend	\$ 170.00
8/11/2021	Edgar Ramos Jr.	Safety Boot Stipend	\$ 170.00
8/11/2021	Michael Robles	Safety Boot Stipend	\$ 170.00
8/11/2021	Jose Ruiz	Safety Boot Stipend	\$ 170.00
8/11/2021	Brian Taylor	Safety Boot Stipend	\$ 170.00
8/18/2021	Gerardo M Herrera	Class Expenses	\$ 168.00
8/25/2021	Luke Soholt	Property Taxes Damtender's Residence	\$ 386.26
9/22/2021	Michael Gibson	Private Vehicle Mileage	\$ 122.64
9/22/2021	Scott Lewis	Hotel 08/14/21-08/25/21	\$ 1,105.94
9/22/2021	Scott Lewis	Car Rental 08/13/21-08/26/21	\$ 1,533.05
10/6/2021	Lindsay Cao	CWEA Renewal	\$ 192.00
10/6/2021	Joel Cox	Distribution 4 Certification	\$ 235.00
10/6/2021	Joe Martinez III	WWA Symposium - Advance	\$ 1,240.00
10/13/2021	Willis Hand	T5 Renewal of Certification	\$ 105.00
10/13/2021	Ian McMahon	Pressure Hose - Unit 95	\$ 158.41
10/20/2021	Michael Shields	D5 Certification Renewal	\$ 105.00
10/27/2021	Scott Lewis	Hotel 09/25/21-10/02/21	\$ 658.42
11/3/2021	Gerardo M Herrera	Class Registration	\$ 151.00
11/3/2021	Joe Martinez III	WWA Trade Show	\$ 499.00
11/3/2021	Aaron Wall	Flight WWA Trade Show	\$ 217.92
11/3/2021	Aaron Wall	Hotel 10/17/21-10/21/21 WWA Trade Ahow	\$ 1,427.60
11/3/2021	Aaron Wall	Garage Door	\$ 462.25
11/10/2021	Alex Kelso	Water Treatment Plan Operation Class	\$ 166.53
11/17/2021	Greg Romey	Food & Drinks for Crew - Main Leak	\$ 171.62
11/17/2021	Greg Romey	ASSP Membership Renewal	\$ 230.00
12/1/2021	Scott Lewis	Hotel 11/14/21-11/21/21	\$ 626.22
12/8/2021	Alex Kelso	CL17 Analysis of Chlorine Class	\$ 160.00
12/8/2021	Keegan Shirck	Safety Boot Stipend	\$ 170.00
12/8/2021	John Simon	Safety Boot Stipend	\$ 170.00
12/15/2021	Jesus Garcia	Class A License	\$ 595.00
12/15/2021	Ramiro Garcia	Grade 3 Water Treatment Exam	\$ 100.00
12/15/2021	Aaron Wall	Safety Boot Stipend	\$ 170.00
12/29/2021	Evan Helm	Specialized Paint for robes Vaki	\$ 166.19
1/5/2022	Ramiro Garcia	Water & Wastewater Management Class	\$ 171.00
1/5/2022	Edgar Ramos Jr.	Water Treatment Class	\$ 171.00
1/12/2022	Scott Lewis	Hotel 12/11/21-12/20/21	\$ 1,091.12
1/12/2022	Scott Lewis	Fall Term Tuition	\$ 2,131.71
1/12/2022	William Reeder	Water Treatment Operator	\$ 105.00
1/12/2022	William Reeder	Water Treatment operation Volume 2	\$ 171.53



**Casitas Municipal Water District  
Reimbursement Disclosure Report (1)  
Fiscal Year 2021/22  
July 1, 2021-June 30, 2022**

1/12/2022	Corban Suggs	College Class	\$	171.00
1/12/2022	Corban Suggs	Textbook	\$	173.19
1/19/2022	Luke Soholt	Lunch for Employees	\$	183.56
2/2/2022	Joe Evans	LDF Fee for Park Rangers	\$	315.00
2/9/2022	Julia Aranda	Office Supplies	\$	182.40
2/9/2022	Gonzalo Carbajal-Ramirez	Hotel - Cla-Val Class	\$	241.40
2/9/2022	Scott Lewis	Airfare	\$	514.20
2/9/2022	Scott Lewis	Hotel 01/05/22-01/09/22	\$	361.00
2/9/2022	Scott Lewis	Fisheries Supplies	\$	109.26
2/9/2022	Scott Lewis	Fisheries Supplies	\$	109.34
2/9/2022	Edgar Ramos Jr.	Hotel - Cla-Val Class	\$	242.40
2/9/2022	Edgar Ramos Jr.	Auto Miles	\$	139.23
2/9/2022	Steven Sharp	Drinking Water Operator Certification	\$	155.00
2/16/2022	Eric Behrendt	Safety Boot Stipend	\$	205.00
2/16/2022	Lindsay Cao	Safety Boot Stipend	\$	205.00
2/16/2022	Gonzalo Carbajal-Ramirez	Safety Boot Stipend	\$	205.00
2/16/2022	Virgil Clary	Safety Boot Stipend	\$	205.00
2/16/2022	Joel Cox	Safety Boot Stipend	\$	205.00
2/16/2022	Alvin Domingo	Safety Boot Stipend	\$	205.00
2/16/2022	Todd Evans	Safety Boot Stipend	\$	205.00
2/16/2022	Jesus Garcia	Safety Boot Stipend	\$	170.00
2/16/2022	Ramiro Garcia	Safety Boot Stipend	\$	205.00
2/16/2022	Vincent Godinez	Safety Boot Stipend	\$	205.00
2/16/2022	Ken Grinnell	Safety Boot Stipend	\$	205.00
2/16/2022	Willis Hand	Safety Boot Stipend	\$	205.00
2/16/2022	Gerardo M Herrera	Safety Boot Stipend	\$	205.00
2/16/2022	Eric Lane	Safety Boot Stipend	\$	205.00
2/16/2022	Eric Lara	Safety Boot Stipend	\$	205.00
2/16/2022	Tim Lawson	Safety Boot Stipend	\$	205.00
2/16/2022	Ivan Lopez	Safety Boot Stipend	\$	205.00
2/16/2022	Scott MacDonald	Safety Boot Stipend	\$	205.00
2/16/2022	Mario Mariscal	Safety Boot Stipend	\$	205.00
2/16/2022	Ian McMahan	Safety Boot Stipend	\$	205.00
2/16/2022	Luis Mejia	Safety Boot Stipend	\$	205.00
2/16/2022	Gustavo Muro	Safety Boot Stipend	\$	205.00
2/16/2022	Curtis Orozco	Safety Boot Stipend	\$	205.00
2/16/2022	David Pope	Safety Boot Stipend	\$	205.00
2/16/2022	Edgar Ramos Jr.	Safety Boot Stipend	\$	205.00
2/16/2022	William Reeder	Safety Boot Stipend	\$	205.00
2/16/2022	Michael Robles	Safety Boot Stipend	\$	205.00
2/16/2022	Jose Ruiz	Safety Boot Stipend	\$	205.00
2/16/2022	Steven Sharp	Safety Boot Stipend	\$	205.00
2/16/2022	Luke Soholt	Safety Boot Stipend	\$	205.00
2/16/2022	Jordan Switzer	Safety Boot Stipend	\$	205.00
2/16/2022	Brian Taylor	Safety Boot Stipend	\$	205.00
2/23/2022	Mitch Abel	Safety Boot Stipend	\$	205.00
2/23/2022	Curtis Bowles	Safety Boot Stipend	\$	170.00
2/23/2022	Scot Byron	Safety Boot Stipend	\$	205.00
2/23/2022	Kyler Heath	Safety Boot Stipend	\$	205.00
2/23/2022	Joshua Malagon	Safety Boot Stipend	\$	205.00
2/23/2022	Ron Quinine	Safety Boot Stipend	\$	205.00
2/23/2022	Stephen Sulkowski	Safety Boot Stipend	\$	205.00
3/2/2022	Michael Gibson	Waders & Wading Boots	\$	811.48
3/2/2022	Alex Kelso	Grade 4 Treatment Operator Certification	\$	130.00
3/2/2022	Ian McMahan	Hotel - Cla-Val Class	\$	242.40

Minutes of the Casitas Municipal Water District  
Board Meeting Held  
February 23, 2022

A meeting of the Board of Directors was held February 23, 2022. The meeting was held via teleconference.

1. CALL TO ORDER

President Brennan called the meeting to order at 5:00 p.m.

2. ROLL CALL

Directors Bergen, Kaiser, Cole, Hajas, and Brennan are present. Also present are GM Flood, AGM Dyer, EA Vieira and Counsel Mathews.

3. AGENDA CONFIRMATION

No changes

4. PUBLIC COMMENTS - Presentation on District related items that are not on the agenda  
- three minute limit.

None

5. CONSENT AGENDA

5.a. Accounts Payable Report.  
[Accounts Payable Report.pdf](#)

5.b. Minutes of the February 9, 2022 Board Meeting.  
[2 09 2022 Min.pdf](#)

The consent agenda was offered by Director Kaiser, seconded by Director Cole and adopted by the following roll call vote:

AYES:	Directors:	Bergen, Kaiser, Cole, Hajas, Brennan
NOES:	Directors:	None
ABSENT:	Directors:	None

6. ACTION ITEMS

6.a. Requests for Water Allocation, APN 037-0-01-465 and APN 068-0-010-015.

President Brennan recused himself from the discussion on item 6.a as it could be appealed to the County of Ventura Board of Supervisors for which he works. Mr. Mathews stated

that Chair Brennan advised me that he would recuse himself and I agree with that. He will disconnect from this item and will not rejoin until that has been considered by the Board. President Brennan left the meeting at 5:04 p.m.

1. Consider the request from 11480 Sulphur Mountain Road, LLC, for an allocation of 4.26 acre-feet per year (AFY) for APN 037-0-01-465.

This is a request for new allocation and the amount needs board consideration before providing a conditional water availability letter.

Engineering Manager Aranda explained that requests for new service come thru Engineering. We review them and as they go thru planning process one of the first things on their checklist is a letter from Casitas stating we are the water purveyor and if allocation is available and the customer pays fees and completes paperwork then we will provide them service. This allocation is something beyond what we normally do per the Rates and Regulations for one property owner. GM Flood added we could wait until there is zoning clearance.

The board discussed having prior land use approval before consideration on this item.

The project owner provided some details on the proposed project which would be 23 room wellness camp and explained that the requested allocation is a formula based on the county requirements and fire protection.

Public comments were received by:

Trevor Quirk stated he is vehemently opposed to this project and explained there is a petition circulating that has a 1,000 signatures on it. This is inconsistent to what the Ojai neighborhood council wants. They have voiced their opposition and sent to county. Homeowners are also opposed to this project.

Bill Miley, in Ojai since 1968 asked that the Board deny the request because it clashes with the Ventura County Ojai Valley Area Plan, because of the current stage 3 water allocation by your board, because of the probably stage 4 adoption this fall or winter, because it is not a best uses of limited water resources for current valley residents, because of a multiyear drought as severe as those found in the last 600 years, because of the global climate warming pattern and evidence and it needs an environment impact report.

EA Vieira read into the record the following comments:

Email from Wendy Franklin – If it is indeed true that a developer is requesting a million gallons of water per year for a planned development of “guest cabins” on Sulphur Mountain Road, I would like to express my opposition to the granting of that request. The capacity of Lake Casitas continues to drop alarmingly, it has been many, many years since we have had sufficient rain to replenish it. This would be a slap in the face to those of us struggling to conserve water. At some point, we must stop listening just because money talks!

Email from Emmanuelle Pytko – I am a resident of upper Ojai directly concerned with this project that will basically happen in my backyard if approved. Along with the rest of us in upper Ojai, we all choose to live here for the same reason... in search of some last frontier open spaces

and wildlife and this is just what we found here. It seems many developers are trying very hard to financially benefit and have zero concern for either the environmental impact or wrecking the dreams of many neighbors and that is very tragic in both cases. There are little over 7K inhabitants in Ojai and we will reach 2K signatures (and going) against the project by the end of the day and this petition has only been up for a couple of days... people are working on hopefully mentioning something in the local paper and magazine to raise the population's awareness. We, the dreamers Ojaians, implore you to join us in taking a stance in protecting our open spaces, wildlife and nature connected lifestyles. Do not contribute to turning Ojai into Beverly Hills please. On another note, your 3 million gallons tank is on my land and this entity needs an easement from me in order to link his property to your water and that will never happen. In great hope and trust of your consideration to protect Ojai and its people, I thank you in advance for your wisdom.

Trevor Quirk added he has been sitting in depositions for a water adjudication lawsuit and trial starts March 16<sup>th</sup>. The timing will poor gas on a flaming fire. If the board allows someone to use or be allocated a million gallons per year it is inconsistent and timing is bad.

The Board provided to direction to staff to bring it back when zoning clearance has been provided.

2. Consider the request from Dennis Zermeno for an allocation of 2.25 AFY for APN 068-0-010-015.

[Board Memo\\_11480 Sulphur Mtn 20220223.pdf](#)

This is a request to move from a temporary meter which has been in place for many years from to regular service. The city of Ventura is fine with us to continue to provide water for dust control purposes.

Burt Handy stated Ventura has a recycled water program to be used for dust control. Director Cole responded that the City does not have any pipelines close

On the motion of Director Cole, seconded by Director Kaiser the above item was approved by the following roll call vote:

AYES:	Directors:	Bergen, Kaiser, Cole, And Hajas
NOES:	Directors:	None
ABSENT:	Directors:	Brennan

6.b. Authorize the General Manager to sign Change Order No. 1 for Santa Ana Boulevard Bridge Pipeline Relocation, Specification No. 20-434, to Toro Enterprises Inc., in an amount not to exceed \$124,546.00.  
[Santa Bridge\\_BM\\_0223\\_2022\\_COR.pdf](#)

On the motion of Director Kaiser, seconded by Director Hajas, the above recommendation was approved by the following roll call vote:

AYES:	Directors:	Bergen, Kaiser, Cole, Hajas, Brennan
NOES:	Directors:	None
ABSENT:	Directors:	None

- 6.c. Authorize the General Manager to issue a Task Order for professional engineering design services to Kennedy/Jenks Consultants (KJ) for Heidelberg Pump Station Site Retaining Wall in an amount not to exceed \$70,954.  
[220223 - Board Memo for Heidelberg Pump Station Retaining Wal .pdf](#)

On the motion of Director Bergen, seconded by Director Hajas, the above recommendation was approved by the following roll call vote:

AYES: Directors: Bergen, Kaiser, Cole, Hajas, Brennan  
NOES: Directors: None  
ABSENT: Directors: None

- 6.d. Approve an amendment to the West Ojai Rotary Wine Festival Event agreement changing the date of the 2022 event from June 12, 2022 to June 18, 2022.  
[Board Memo - Rotary Wine Festival Amendment 022322.pdf](#) [Wine Festival Amendment #2 022322.pdf](#)

On the motion of Director Kaiser, seconded by Director Cole, the above recommendation was approved by the following roll call vote:

AYES: Directors: Bergen, Kaiser, Cole, Hajas, Brennan  
NOES: Directors: None  
ABSENT: Directors: None

- 6.e. Adopt the resolution setting a public hearing regarding the adoption of an ordinance authorizing an increase in Board of Director's compensation.  
[Memo-Board Compensation.pdf](#)  
[RESO board comp publ hearing.pdf](#)

The board discussed some modifying the resolution to remove the first whereas and modify language so that the meeting will be held via teleconference and may also be in person.

The resolution with suggested changes was offered by Director Bergen, seconded by Director Kaiser and adopted by the following roll call vote:

AYES: Directors: Bergen, Kaiser, Cole, Hajas, Brennan  
NOES: Directors: None  
ABSENT: Directors: None

Resolution is numbered 2022-06

## 7. DISCUSSION ITEMS/PRESENTATIONS

- 7.a. Update on Casitas MWD State Water Project Table A Water Supply transfer opportunities.

GM Flood provided an update on State Water Project Table A Water Supply transfer opportunities informing the Board that Tulare Irrigation District released Casitas from their letter of intent and a letter of intent from United Water Conservation District was received on Monday. Other entities have provided verbal interest. Options will be brought back to the Board on March 9<sup>th</sup>.

8. INFORMATION ITEMS

8.a. Recreation Committee Minutes  
[Rec Minutes 020822.pdf](#)

8.b. Hydrology Report.  
[Hydrology January 2022.pdf](#)

The information items were received.

9. GENERAL MANAGER COMMENTS

GM Flood provided an update on Covid informing the board that the County is going with the state's recommendation on masking. Casitas staff are doing more, requiring masks and distancing inside. In looking forward to being back in the board room, if we go back in we require masks unless there is a change to state requirement. We want to avoid policing vaccination status. We are working on an issue with compatibility with Zoom and the Granicus system. A new AV consultant come in today and believes they can make it compatible. We are trying to work that out. The resolution passed earlier in the month covers remote meetings until the next board meeting. We will put that on the agenda for Board discussion.

We expect to bring draft redistricting maps to the board on March 23<sup>rd</sup> with a deadline to file at the county by April 15<sup>th</sup>. We may need to hold a special meeting.

On the Santa Barbara Interties property acquisition, no one wants the pump station on their property so we may be bringing back something for the board to act on a condemnation.

Mr. Flood informed the board that he would be out on Monday and Tuesday.

10. BOARD OF DIRECTOR REPORTS ON MEETINGS ATTENDED

President Brennan attended the Ventura Water Commission.

Director Hajas reported on a visit looking at United Water Conservation District diversion facilities that they have not been able to operate because of lack of rain and they don't know if it will work.

Director Kaiser attended the UVRGA and because of a lack of consensus on providing comments on the OBGMA GSP that item did not go forward and will return on the next meeting, March 10th for further discussion.

Director Bergen also attended the UVRGA mtg.

11. BOARD OF DIRECTOR COMMENTS PER GOVERNMENT CODE SECTION 54954.2(a).

Director Kaiser asked if there is language in our agreement to not ship water off property. GM Flood replied that the agreement states they will follow our Rates and Regulations. Kelley and staff are working diligently on revisions to the Rates and Regs.

Director Cole suggested we look at the Capital Facilities Fee and Mr. Flood explained that we have been researching that and Rebekah found how it was initially put together and we are evaluating that now.

President Brennan moved the meeting to closed session at 6:05 p.m.

12. CLOSED SESSION

12.a. CONFERENCE WITH LEGAL COUNSEL – EXISTING LITIGATION (Government Code Section 54956.9(a) Santa Barbara Channelkeeper v. State Water Resources Control Board, City of San Buenaventura, et al.; and City of San Buenaventura v Duncan Abbott, et al., Cross Complaint; Superior Court of the State of California, County of Los Angeles, Case No. 19STCP01176.

12.b. CONFERENCE WITH LEGAL COUNSEL – ANTICIPATED LITIGATION  
(Government Code §54956.9(b)  
Number of potential cases: 1

12.c. Public Employee Performance Evaluation (Government Code 54957)  
Title: General Manager.

President Brennan moved the meeting back to open session at 7:02 p.m. with Mr. Mathews stating the board met in closed session with general and special counsel and no formal action was taken.

13. ADJOURNMENT

President Brennan adjourned the meeting at 7:02 p.m.

---

Neil Cole, Secretary

---

---

**CASITAS MUNICIPAL WATER DISTRICT  
MEMORANDUM**

---

---

**TO:** BOARD OF DIRECTORS  
**FROM:** MICHAEL FLOOD, GENERAL MANAGER  
**SUBJECT:** AWARD OF CONTRACT FOR WEST AND EAST OJAI AVENUE  
PIPELINE REPLACEMENT, SPECIFICATION NO. 19-411  
**DATE:** MARCH 9, 2022

---

---

**RECOMMENDATION:**

- Reject the request for bid withdrawal from J. Vega Engineering, Inc. dated February 15, 2022;
- Determine the bid from J. Vega Engineering, Inc. is non-responsive for failing to list all subcontractors; and
- Waive the minor irregularity in the bid from Burns Pacific Construction and award a contract to Burns Pacific Construction in the amount of \$3,876,088.00 for West and East Ojai Avenue Pipeline Replacement, Specification No. 19-411.

**BACKGROUND:**

The West and East Ojai Avenue Pipeline Replacement project, Specification No. 19-411, includes installation of approximately 5,610 feet of 8-inch water line in Ojai Avenue in several segments between Bristol Road and Gridley Road.

The project was released for bidding on December 23, 2021. Four addenda were issued during the bid period. The District held a mandatory job walk on January 5, 2022 attended by 13 potential bidders, all of whom are pre-qualified pipeline contractors. Bids were opened on February 9, 2022 via Google Meet. Five bids were received as summarized in Table 1. A detailed bid analysis is provided as an attachment.

**Table 1 – Bid Summary**

<b>Bidder</b>	<b>Total Bid</b>
Burns Pacific Construction	\$3,876,088.00*
Blois Construction	\$5,099,150.00
J. Vega Engineering, Inc	\$3,068,730.00
Tierra Contracting	\$4,326,500.00
Toro Enterprises	\$4,898,040.00

\*corrected total

J. Vega Engineering, Inc. (J. Vega) was the apparent low bidder. On February 11, 2022, the District received a request from J. Vega to formally withdraw their bid due to a 'clerical error' (letter attached). The letter states their price for Bid Item No. 7, 8-inch C-900 pipe, was incorrect



by \$1,000,000. This bid item, however, is a unit price item, and the reasoning from J. Vega does not pass scrutiny nor does a back calculation of an additional \$1,000,000 result in an even unit price. For this reason, the request to withdraw their bid should be rejected.

On February 15, 2022 the District received a bid protest from Tierra Contracting (Tierra) regarding the two lowest bids, from J. Vega and Burns Pacific Construction (Burns Pacific). Tierra is the third lowest bidder. Tierra's letter alleges J. Vega and Burns Pacific did not properly list a subcontractor for the thermoplastic striping required by Caltrans in Ojai Avenue. Via email on February 23, 2022, J. Vega acknowledged this error but did not provide any further documentation. The bid from J Vega should be considered non-responsive for failing to list all subcontractors. Burns Pacific provided a letter stating their subcontractor, also H&H, included striping in their quote. The response from Burns Pacific should be considered valid. The relevant documents are attached.

Burns Pacific's bid had a math error in Bid Item No. 35. The unit price for new fire hydrant laterals at \$5,590 each multiplied by 12 units should be \$67,080.00 rather than the \$71,880.00 shown on their bid. The correct total bid should be \$3,076,088.00 and does not change their ranking among the bidders. This minor irregularity can be waived. Award of the contract to Burns Pacific is recommended.

**FINANCIAL IMPACT:**

The budget for fiscal year (FY) 2021-22 includes funds for the West and East Ojai Avenue Pipeline Replacement, Specification No. 19-411 in the amount of \$1,905,000.00. Funds will be included in the FY 22-23 budget to complete the project.

Attachment:

- Detailed Bid Analysis
- Bid Withdrawal letter from J. Vega Engineering, Inc dated February 11, 2022
- Bid Protest letter from Tierra Contracting dated February 15, 2022
- Email response from J. Vega dated February 23, 2022
- Burns Pacific in Response To Tierra protest letter dated February 16, 2022
- Quote from Hardy and Harper for the West and East Ojai Pipeline Project

Date: 2-11-2022

**VIA (email)**

To: Casitas Municipal Water District

Sub: Formal Withdrawal of Bid: Clarification Regarding Clerical Error

Re: West and East Ojai Avenue Pipeline Replacement  
Project No. (19-411)

Attn: Lindsay Cao/Julia Aranda

Dear Mrs.

It is with deep regret that J Vega Engineering Inc. informs you of our intentions to withdraw our bid submitted in connection to the above mentioned project. J Vega Engineering Inc. submits such withdrawal in strict accordance to the requirements set forth per California Public Contract Code Section 5103:

It has been discovered that a clerical error was made per our bid documents at the time of submission on 2-09-2022. J Vega Engineering Inc. can assure you that the mistake incurred from an error in completing the bid amount section and not due to an error in judgment or to carelessness in inspecting the site of the work, or in reading the plans or specifications.

The clerical error mentioned was made at the time we were completing the dollar amount section for the 8" C-900 Pipe. Instead of indicating \$2,279,260.00 we indicated \$1,279,260.00 which created a \$1,000,000.00 deficit in our bid for this project. Essentially, we incorrectly submitted a bid for \$3,068,730.00 bid and not an \$4,068,730.00 bid.

I'm certain that you are aware of the substantial amount of laborer and material that is required per the design drawings. If you compare J Vega Engineering Inc. bid for that specific division to that of the prime contractor's submissions, you will see a substantial difference between J Vega Engineering Inc. indication for that specific section vs. the other numbers submitted.

If you should have any additional questions or concerns, please do not hesitate to contact me at our office.

Thank you,  
Best Regards,

# TIERRA

CONTRACTING

February 15<sup>th</sup>, 2022

Casitas Municipal Water District  
1055 Ventura Ave  
Oak View, CA 93022

Attn: Lindsay Cao

RE: CMWD Spec No 19-411 – West and East Ojai Ave. Pipeline Replacement Project

Dear Ms. Cao,

On February 9th, 2022, at 2:00pm, Casitas Municipal Water District received bids for the West and East Ojai Ave. Pipeline Replacement Project. Casitas Water District received a total of five bids with J Vega being the apparent low bidder at \$3,068,730. Second bidder was Burns Pacific Construction at \$3,880,678, followed by Tierra Contracting as the third bidder at \$4,326,500.

The West and East Ojai Ave. Pipeline Replacement Project will install new water pipe in Ojai Ave. which is designated as Caltrans Highway 150. As a result, all surface repairs to Ojai Ave must follow Caltrans standards for replacement and put back including thermoplastic striping. Addendum Number 2, further clarified the thermoplastic requirements in question and answer number 10. ***“A. Per Caltrans, thermoplastic striping removal and disposal must be done according to Caltrans Specifications. Contractor to install new thermoplastic striping.”***

Thermoplastic striping is a specialty scope of work that can only be installed by a contractor equipped with specialized application equipment and a C-32 contractor’s license. Neither J Vega nor Burns Pacific Construction are qualified to self-perform thermoplastic striping as they lack the C-32 license and equipment.

Both J Vega and Burns Pacific Construction failed to list a subcontractor to perform Thermoplastic striping on their West and East Ojai Ave Pipeline Replacement Project Bid Proposals under “Bidder’s Statement of Subcontractors.”

The provisions of Chapter 2 of the Division 5 of Title 1 of Government Code of the State of California, commencing with Section 4100 require each bidder to furnish as a part of the proposal a complete listing of names, addresses, DIR no., and contractor license number of all subcontractors who will perform work in excess of one-half (1/2) of one percent (1%) of the total bid price.

Based on the requirement to list a subcontractor in excess of one-half (1/2) of one percent (1%) of the total bid price, J Vega would be required to list any subcontractor with work valued at

**Tierra Contracting, Inc**  
5484 Overpass Road, Santa Barbara, CA 93111  
805.964.8747 / 805.964.4438 Fax  
www.TierraContracting.com  
Lic. No. 416114

# TIERRA

---

## CONTRACTING

more than **\$15,343.65** (0.5% x \$3,068,730). Burns Pacific Construction would be required to list any subcontractor with work valued at more than **\$21,632.50** (0.5% x \$4,326,500).

Tierra Contracting received two proposals from qualified subcontractors to perform thermoplastic striping for the West and East Ojai Ave Pipeline Replacement Project. These proposals are from **Chrisp Company at \$38,665** and **Interstate Striping at \$35,000**. Please see attached proposals from Chrisp Company and Interstate Striping.

Based on the proposals from Chrisp Company and Interstate Striping, the value of thermoplastic striping (**\$35,000 to \$38,665**) far exceeds the minimum thresholds for both J Vega and Burns Pacific Construction to list a subcontractor for thermoplastic striping. J Vega and Burns Pacific Construction failed to properly list a qualified subcontractor for thermoplastic striping and therefore violated Section 4100 of the State of California Government Code. Failure to properly list subcontractors renders the proposals from both J Vega and Burns Pacific Construction as non-responsive bids.

Tierra Contracting respectfully requests that Casitas Municipal Water District follow Section 4100 of the State of California Government Code and reject both J Vega and Burns Pacific Constructions proposals based on the failure to properly list subcontractors. Casitas Municipal Water District should award the West and East Ojai Ave. Pipeline Replacement Project to the next responsible bidder, Tierra Contracting.

Sincerely,



Blair Douglas  
President  
Tierra Contracting

**INTERSTATE STRIPING & SIGNS INC.**

**ESTIMATE**

391 DRYDEN ST  
 THOUSAND OAKS, CA 91360  
 805-558-5384 / FAX 805-449-1489

Date	Estimate #
2/8/22	8962

UNION LOCAL 1184 - CA LIC. #838618  
 SB Micro Certification #1008466 DIR# 1000007945

Name / Address
TIERRA CONTRACTING, INC. 5484 OVERPASS RD SANTA BARBARA, CA 93111-4031

Rep	Project
JP	CASITAS WATER OJAI AVE

Description	Qty	Cost	Total
OJAI AVE WATERMAIN REPLACEMENT			
INSTALL THERMOPLASTIC CROSSWALK - PER SF	2,800	4.00	11,200.00
INSTALL THERMOPLASTIC STOP LEGEND - PER EA	9	250.00	2,250.00
INSTALL THERMOPLASTIC ARROW - PER EA	9	90.00	810.00
INSTALL THERMOPLASTIC DOUBLE YELLOW W/MARKERS - PER LF	3,800	2.75	10,450.00
INSTALL THERMOPLASTIC YIELD LINE - PER EA	3	225.00	675.00
INSTALL THERMOPLASTIC SIGNAL AHEAD - PER EA	1	550.00	550.00
INSTALL THERMOPLASTIC PED XING - PER EA	2	500.00	1,000.00
INSTALL THERMOPLASTIC SCHOOL XING - PER EA	1	556.00	556.00
INSTALL THERMOPLASTIC 8" WHITE W/MARKERS - PER LF	435	2.40	1,044.00
INSTALL THERMOPLASTIC 6" WHITE - PER LF	750	1.40	1,050.00
INSTALL THERMOPLASTIC PARKING T'S - PER EA	52	20.00	1,040.00
TRAFFIC CONTROL FOR STRIPING PROCEDURES	1	4,375.00	4,375.00

THIS ESTIMATE IS BASED ON 2 MOVE-INS. ADDITIONAL MOVE-INS ARE \$1300.00.  
 ALL SURFACES MUST BE CLEAN, CLEAR AND READY FOR STRIPING OR A  
 MOVE-IN CHARGE WILL BE ADDED. STAND BY TIME WILL BE CHARGED AT \$125.00  
 PER HOUR PER MAN. EXCLUDES PERMIT & BUSINESS LICENSE FEES. EXCLUDES  
 TRAFFIC CONTROL PLANS. EXCLUDES NO PARKING POSTINGS.

A CONTRACT AND TEN WORKING DAYS NOTICE MUST BE GIVEN PRIOR TO  
 STARTING WORK. PLEASE SIGN AND RETURN

**Total**

**\$35,000.00**

Santa Paula Office  
 240 Quail Court  
 Santa Paula, CA. 93060  
 Phone: (805) 251-1057  
 Fax: (805) 317-8920



CL No. 374600  
 DIR No. 100000306  
 A General Engineering  
 C-13 Fence, Wire, Wood  
 C-32 Highway Improvement  
 Union Contractor / No Minority Status  
 Bond Rate 1.2%

<b>To:</b>	TIERRA CONTRACTING	<b>Contact:</b>	Bill Parker
<b>Address:</b>	5484 Overpass Rd Santa Barbara, CA 93111	<b>Phone:</b>	(805) 964-8747
		<b>Fax:</b>	(805) 964-4438
<b>Project Name:</b>	West And East Ojai Ave Pipeline Replacement	<b>Bid Number:</b>	55573
<b>Project Location:</b>	Ventura Co., Ojai, CA	<b>Bid Date:</b>	2/9/2022

Item #	Item Description	Estimated Quantity	Unit	Unit Price	Total Price
01	Install Striping And Markings ( Thermoplastic )	1.00	LS	\$38,665.00	\$38,665.00

**Total Bid Price: \$38,665.00**

**Notes:**

- 1 Move-in for Installation of Permanent Work Included

- NO RETENTION TO BE TAKEN ON CONTRACTS LESS THAN \$5,000.00
- **1 Move- In(s) included. Additional Move- Ins \$2000.00**
- Chrisp Company reserves the right to withdraw proposal if written acceptance is not received within 30 days of bid date
- Clean, clear and unobstructed access required for Chrisp Co. work
- Final PAY QTYs presented by owner MUST be agreed by Chrisp Co.
- After receiving contract 10 working days written notice required prior to scheduling of work
- EXCLUDE: Special Insurance Requirements,(i.e. Railroad Insurance,\_\_\_\_\_)
- This quotation excludes Primary Liability Insurance greater than \$2,000,000.
- This quotation excludes all work associated with the project SWPP and WPCP.
- ALL Bid items shall NOT be adjusted or removed without written / or verbal permission.
- Retainage percentage on monthly progress payments to be no greater than the percentage retained by the Owner on its payment to the Contractor. If Owner reduces the retainage percentages on payments to the Contractor, the Contractor shall likewise reduce the retainage percentage on payment to Chrisp Company. Full retention to be released no later than thirty, (30) Days after completion of Chrisp Companies work. Excessive or delinquent retainage will be subject to the highest interest rate allowed by law.
- Chrisp Company shall be reimbursed the full amount for bonds upon submission to General Contractor. Retention shall not be held from bond reimbursement.
- THIS QUOTATION IS BASED ON A STANDARD MONDAY THROUGH FRIDAY WORK WEEK. ADDITIONAL COSTS WILL OCCUR FOR WORK PERFORMED ON WEEKENDS
- CHRISP COMPANY WILL USE EXISTING EMPLOYEE POOL TO PERFORM ALL WORK ON THIS PROJECT. IF THERE ARE ANY HIRING GOALS FOR THIS PROJECT THIS WILL BE EXCLUDED
- EXCLUDE: ALL Safety Training, Badging, Drug Testing and Orientation (To be paid at time and material Cal-Trans
- EXCLUDE: Removal of Concrete Curing Material prior to PAINT / THERMOPLASTIC / PAVEMENT MARKER
- All night lights required are to be supplied by general contractor
- This quotation excludes installing permanent striping while other operations are in progress on jobsite.
- Chrisp Co. will remove contractors short term temporary markers (Floppies) placed for lanelines and centerlines only (no edgelines or shoulders). No Tape removal. Short Term Temporary markers are to be placed so that striping may be placed before removal of temporary markers.
- This quotation Excludes furnishing or placing ALL signage for advance posting of ramp closures / detours for our operations.
- This quotation Excludes furnishing or placing ALL detour signage for our operations.
- EXCLUDE: Encroachment Permit (If required to be provided at No Cost to Chrisp Company)
- EXCLUDE: ALL Etching, Inscribing on curb,
- Mobilization & Traffic Control Items shall not be adjusted for decreases in the work.
- Mobilization & Traffic Control Items shall be adjusted for increases in the work
- Access / and or Accessibility by 1 Ton Vehicle required for Chrisp Company work
- EXCLUDE: Advanced posting of "No Parking" signs
- EXCLUDE: Maintenance of temporary delineation ie. temporary paint, temporary tape, channelizers, etc...
- EXCLUDE: Red-Lined As-Built Drawings
- EXCLUDE: Truncated Domes
- EXCLUDE: Construction Area Signs

Santa Paula Office  
 240 Quail Court  
 Santa Paula, CA. 93060  
 Phone: (805) 251-1057  
 Fax: (805) 317-8920



CL No. 374600  
 DIR No. 1000000306  
 A General Engineering  
 C-13 Fence, Wire, Wood  
 C-32 Highway Improvement  
 Union Contractor / No Minority Status  
 Bond Rate 1.2%

<b>To:</b> TIERRA CONTRACTING	<b>Contact:</b> Bill Parker
<b>Address:</b> 5484 Overpass Rd Santa Barbara, CA 93111	<b>Phone:</b> (805) 964-8747 <b>Fax:</b> (805) 964-4438
<b>Project Name:</b> West And East Ojai Ave Pipeline Replacement	<b>Bid Number:</b> 55573
<b>Project Location:</b> Ventura Co., Ojai, CA	<b>Bid Date:</b> 2/9/2022

- Changeable Message board if required to be provided by General Contractor for Chrisp Co. Use at no Charge to Chrisp Company
- EXCLUDE: Traffic Control Plan
- Traffic Control INCLUDED for Chrisp Company work ONLY
- EXCLUDE: Installation or removal of temporary delineation
- EXCLUDE: Removal of Existing Striping & Markings
- EXCLUDE: Removal of Existing Pavement Markers
- EXCLUDE: Seal Coat

<p><b>ACCEPTED:</b>                  The above prices, specifications and conditions are satisfactory and are hereby accepted.</p> <p><b>Buyer:</b> _____</p> <p><b>Signature:</b> _____</p> <p><b>Date of Acceptance:</b> _____</p>	<p><b>CONFIRMED:</b>  <b>Chrisp Company Santa Paula</b></p> <p><b>Authorized Signature:</b> _____</p> <p><b>Estimator:</b> Jamie Luna                  (951) 538-6085 jluna@chrispco.com</p>
--	--



Julia Aranda <jaranda@casitaswater.com>

---

## Bid Protest - West and East Ojai Avenue Pipeline Replacement, Spec No 19-411

---

Juan Vega <jvegaengineering@yahoo.com>  
To: Julia Aranda <jaranda@casitaswater.com>

Wed, Feb 23, 2022 at 4:33 PM

Hello Julia,

I'm contacting you in regards to the letter you've received from Tierra Contracting.

In response for the Thermoplastic Striping I did include the price in my proposal but I did not listed any company as a sub contractor for this work. I understand Tierra's Protest and if I can withdrawal my Bid Proposal without any consequences for my company then it is accepted on my part.

Sincerely,

**Juan Vega, President**  
J. Vega Engineering, Inc.  
Lic. # 885900  
PH: 805-479-6563  
FAX: 805-586-4509  
Email: [jvegaengineering@yahoo.com](mailto:jvegaengineering@yahoo.com)

[Quoted text hidden]

---

 Bid Protest - Tierra Contracting - Casitas Water - West and East Ojai Ave Waterline Project.pdf  
1430K





General Engineering and Building Contractors

February 16, 2022

Casitas Municipal Water District  
1055 Ventura Avenue  
Oak View, CA 93022

Attn: Julia Aranda

Re: CMWD Spec No 19-411 – West and East Ojai Ave. Pipeline Replacement Project

Dear Ms. Aranda,

Thank you for the opportunity to respond to the bid protest letter by Tierra Contracting. We would like to emphasize multiple erroneous statements and assumptions by Mr. Douglas which negate his statement that our bid is non-responsive.

Burns-Pacific has done millions of dollars of work for Caltrans and jobs as recent as this past year. We are fully aware of regulations for Caltrans Highways. We will be following Caltrans specs for all surface repairs of this project as well as all quality standards for the remainder of the job .

Secondly, our contractors' license A fulfills all the required license to self-perform this striping should we choose to go that route.

Finally, we listed Hardy & Harper as a subcontractor. They were contacted to perform not only the paving portion of this contract, but the striping as well.

Therefore, should J Vega be withdrawn from the bidding process, we are the second bidder with a solid and professional bid as well as reputation. We look forward to working with the Casitas Municipal Water District.

Thank you for your time and consideration.

A handwritten signature in blue ink that reads "Lisa A. Burns".

Lisa A. Burns

President

Burns Pacific Construction, Inc.



# Hardy & Harper, Inc.

*asphalt paving contractor*

32 RANCHO CIRCLE  
 LAKE FOREST, CA 92630  
 (714) 444-1851 FAX (714) 444-2801  
 STATE LIC. NO. 215952  
 DIR NO. 100000076

<b>To:</b> GENERAL CONTRACTOR	<b>Contact:</b> ESTIMATING DEPT.
<b>Address:</b> ESTIMATING DEPARTMENT	<b>Phone:</b>
	<b>Fax:</b>
<b>Project Name:</b> WEST & EAST OJAI AVE PIPELINE REPLACEMENT	<b>Bid Number:</b> 19-004298
<b>Project Location:</b> CASITAS MUNICIPAL WATER DISTRICT	<b>Bid Date:</b> 2/8/2022

Item #	Item Description	Estimated Quantity	Unit	Unit Price	Total Price
<b>~ BASE BID ~</b>					
38	COLDMILL & OVERLAY (3")	33,000.00	SF	\$3.20	\$105,600.00
39	COLDMILL & OVERLAY (3")	3,000.00	SF	\$3.20	\$9,600.00
40	COLDMILL & OVERLAY (3")	2,000.00	SF	\$3.20	\$6,400.00
<b>Total Price for above ~ BASE BID ~ Items:</b>					<b>\$121,600.00</b>
<b>~ ADD ALTERNATE ~</b>					
1A	THERMOPLASTIC STRIPING	1.00	LS	\$38,000.00	\$38,000.00
<b>Total Price for above ~ ADD ALTERNATE ~ Items:</b>					<b>\$38,000.00</b>

**Total Bid Price: \$159,600.00**

**Notes:**

• **INCLUSIONS:**

- LABOR, EQUIPMENT & MATERIAL
- PRICE BASED ON (1) MOVE-IN - \$9,500.00 FOR EACH ADDITIONAL MOVE-IN
- PRICE BASED ON MINIMUM 8 HR SHIFTS
- PRICE GOOD THROUGH 6/30/2022
- CUT, LOAD, HAUL, SWEEP & TACK - COLDMILL BASED ON CLEAN AC - CONTAMINATED LOADS WILL BE NEGOTIATED
- SURVEYING, ENGINEERING AND STAKING BY OTHERS. ALL FINISHED FILLS, INCLUDING FILLS AT GRADE BREAKS TO BE PAINTED ON THE GRADE / PAVEMENT BY PRIME CONTRACTOR AT 25' STATIONS AT NO COST TO HARDY & HARPER, INC. FILLS TO BE GIVEN PRIOR TO PAVING
- PROPOSAL & ENTIRE CONTENTS SHALL BE INCORPORATED INTO SUBCONTRACT - MINIMUM 6 WEEKS NOTICE FOR ALL SCHEDULING
- TRAFFIC CONTROL PER WATCH MANUAL

• **EXCLUSIONS:**

- QCQA, ARHM, ENGINEERING, PERMITS, BONDS, FEES, INSPECTION FEES, SWPPP, LAYOUT, SURVEY, GRADE CHECKER, OIL INDEX
- TEMP AC, TRENCH/SLOT PAVING, MEDIAN PAVING, SAWCUT, CRACKFILL, WEEDKILL, FOG SEAL, PRIME COAT, SLURRY, SEAL COAT
- INERTIAL PROFILE, MUST GRINDS, PROFILOGRAPH, PRE-PAVE IRI & GRINDING, CLEAN EXISTING AC, STEEL PLATES
- IMPORT/EXPORT, SUBGRADE PREP & REMOVAL/COMPACTION, GRADING, FINE GRADING, PCC BACKFILL, REDWOOD HEADER
- PROTECTION / LOCATING OF EXST. UTILITIES, UTILITY ADJUSTMENTS, SPEED BUMPS, POSTING, NOTIFICATIONS, NIGHTS/WEEKENDS
- DRAINAGE REQUIREMENTS W/ LESS THAN 2% FALL, T/C PLANS, ARROW BOARDS, CMS BOARD, DETOURS
- FABRIC & PLACEMENT, FABRIC REMOVALS / DISPOSAL, STRIPING, TEMP STRIPING & TABS, PROTECTION OF WORK AFTER SHIFT
- HAZARDOUS WASTE, WEATHER DELAYS, TEMPERATURE DELAYS, WATER & SOURCE, OPERATED WATER TRUCK / BUGGY, LIGHTS
- LIQUIDATED DAMAGES NOT DUE TO OUR OPERATION. THIS INCLUDES DAMAGES FOR LATE OPENINGS. TRAINING & FEES
- SAFETY TRAINING, TWIC, BADGING COST, SANDBLASTING, STRIPING REMOVALS, AS BUILDS, EXCLUDES ANYTHING NOT LISTED AS INCLUDED

**ACCEPTED:**

The above prices, specifications and conditions are satisfactory and are hereby accepted.

**Buyer:** \_\_\_\_\_

**Signature:** \_\_\_\_\_

**Date of Acceptance:** \_\_\_\_\_

**CONFIRMED:**

**Hardy & Harper, Inc.**

**Authorized Signature:** \_\_\_\_\_

**Estimator:** Tanner Hambright

714.412.1335 thambright@hardyandharper.com

---

---

**CASITAS MUNICIPAL WATER DISTRICT  
MEMORANDUM**

---

---

**TO:** BOARD OF DIRECTORS  
**FROM:** MICHAEL L. FLOOD, GENERAL MANAGER  
**SUBJECT:** REVIEW OF CASITAS MWD STATE WATER PROJECT TABLE A  
WATER SUPPLY CALENDAR YEAR 2022 THROUGH 2027 OPTIONS  
**DATE:** 03/04/2022

---

---

**RECOMMENDATIONS:**

1. Approve the Central Coast Water Authority Letter Agreement and direct staff to develop the necessary documents for the transfer of Casitas MWD's 2022 State Water Project Table A supplies to Central Coast Water Agency.
2. Direct staff to begin discussions with United Water Conservation District on a term sheet for a five-year transfer of Casitas MWD's State Water Project Table A supplies for the five calendar years of 2023 through 2027.

**BACKGROUND:**

Casitas currently holds the rights to 5,000 Acre-Feet of State Water Project (SWP) Table A water supply allocation.

Casitas currently has no ability to have its SWP Table A water supply allocation delivered into its service area.

Casitas is currently considering projects that would construct facilities that would allow it to take delivery but they are not expected to be complete for approximately four years.

Casitas has executed four annual exchange agreements in recent years, three with San Geronio Pass Water Agency and one with Central Coast Water Authority.

In December 2021, Casitas MWD executed a letter of intent with the Tulare Irrigation District (TID) for TID to develop a final term sheet of a proposed five-year transfer of Casitas MWD State Water Project Table A supplies. The TID letter of intent expired on February 17, 2022.

Casitas staff has recently received communications from two local water agencies in regard to their interest in the transfer of Casitas MWD's SWP Table A supplies.

The State Water Project allocation currently stands at 15% yielding Casitas 750 Acre-Feet for the 2022 calendar year.

## **DISCUSSION:**

The Tulare Irrigation District letter of intent was to provide Casitas with a detailed term sheet within ninety days which period was concluded on February 17, 2022. Tulare ID has indicated that they were unsuccessful in obtaining the required transfer partner for the arrangement and thus Casitas may now consider other options for its SWP Table A water supply.

Casitas staff has recently received communications from the Central Coast Water Authority and the United Water Conservation District in regard to the transfer Casitas' SWP Table A water supplies.

### Central Coast Water Authority:

The Central Coast Water Authority has provided Casitas with a draft term sheet proposing the following:

- Transfer all of Casitas MWD's 2022 State Water Project Table A.
- Compensation of \$700 per Acre-Foot
- Central Coast Water Agency will pay the State Water Project Variable costs for the transferred water to be delivered to their service area.
- This is a single-year transfer with no return water provisions.

The aggregate proceeds would amount to \$525,000 for Casitas' 750 Acre-Feet for the current fiscal year.

The proposed term sheet is attached.

### United Water Conservation District:

The United Water Conservation District (UWCD) provided a letter proposing entering into a ninety-day exclusive negotiation period to develop a detailed term sheet for a long-term transfer of Casitas MWD's State Water Project supplies to United.

The letter also includes a reimbursement schedule that is based on a sliding-scale compensation concept.

The aggregate proceeds from this agreement would range from \$175,000 for a 5% SWP allocation year up to \$1,375,000 for a 100% SWP allocation year.

The UWCD letter is attached.

## Past State Water Project Table A Agreements

2021: Transferred – 250 AF; No Return  
Final Compensation: \$ 175,000

2020: Exchanged – 1,000 AF; Return - 250 AF (25%) (Return by 2030);  
Final Compensation: \$ 606,183

2019: Exchanged - 650 AF; Return - 325 AF (50%) (Return by 2029)  
Final Compensation: \$ 111,448

2018: Exchanged - 1,750 AF; Return - 700 AF (40%) (Return by 2028)  
Final Compensation: \$ 749,822

### **CONCLUSION:**

With the 2022 SWP water supply allocation expected to be finalized by May 1<sup>st</sup> of this year, Casitas can move forward now with a transfer agreement of its calendar year 2022.

The Central Coast Water Authority is ready with a proposed term sheet and is able to perform the needed approvals to finalize the transfer for the current calendar year.

United Water Conservation District desires to put together a long-term agreement which will likely take a number of months to work through at both the staff and Board of Directors levels.

Staff recommends the following:

1. Casitas move forward on an agreement with Central Coast Water Authority for a transfer of its 2022 SWP Table A supply.
2. Casitas begin negotiations with the United Water Conservation District on a five-year transfer agreement that would span the period of the 2023 through 2027 calendar years.



February 28, 2022

Michael L. Flood, General Manager  
Casitas Municipal Water District  
1055 Ventura Ave.  
Oak View, CA 93022

Subject: 2022 Water Transfer Agreement

Dear Mr. Flood,

This non-binding letter agreement ("Agreement") documents and confirms the agreement that has been reached between the Central Coast Water Authority, ("CCWA") and Casitas Municipal Water District ("CMWD") for a transfer of water from the State Water Project.

#### BACKGROUND AND PURPOSE

In Santa Barbara County, CCWA is responsible for the State Water Contract between the Santa Barbara County Flood Control and Water Conservation District (SBCFCWCD) and the Department of Water Resources (DWR). In Ventura County, a portion of the Table A Amount made available by the State Water Contract between the Ventura County Flood Control District (VCFCD) and DWR has been allocated to CMWD.

As of the date of this Agreement, the DWR has approved an allocation of water from the SWP to CCWA and CMWD of 15% of the Table A Amounts set forth in their respective State Water Project Contracts for calendar year 2022. For CCWA, that equals an allocation of 6,823 acre- feet (AF) that CCWA will receive from the SWP in 2022. CCWA's allocation for 2022 is not sufficient to satisfy CCWA's need for imported water in 2022. CMWD has surplus water available to it and has agreed to transfer up to 750 AF of CMWD's 2022 Annual Table A Amount, as that term is defined by the State Water Contract, to CCWA for delivery in 2022, subject to the terms and conditions hereinafter set forth ("Transfer").

#### TERMS AND CONDITIONS

##### Condition Precedent

DWR's written approval of the Transfer is a condition precedent to the effectiveness of this Agreement. CCWA and CMWD anticipate that DWR's approval will be provided in the form of a Change in Point of Delivery Agreement ("DWR Approval").

In the event of a conflict between the terms of this Agreement and the DWR Approval, the terms of the DWR Approval shall govern.

##### Water Transfer to CCWA

CMWD shall make available and CCWA shall take delivery of up to 750 AF of CMWD's Annual Table A Amount in 2022. By March 31, 2022, CMWD shall provide written notice to CCWA of the final quantity of Table A Amount to be made available to

Eric Friedman  
Chairman

Ed Andrisek  
Vice Chairman

Ray A. Stokes  
Executive Director

Brownstein Hyatt  
Farber Schreck  
General Counsel

##### *Member Agencies*

City of Buellton

Carpinteria Valley  
Water District

City of Guadalupe

City of Santa Barbara

City of Santa Maria

Goleta Water District

Montecito Water District

Santa Ynez River Water  
Conservation District,  
Improvement District #1

##### *Associate Member*

La Cumbre Mutual  
Water Company

CCWA for delivery in 2022. Within 2 weeks of receiving written notice from CMWD of the total quantity of water made available to CCWA, CCWA shall provide notice to CMWD of the quantity of available water that CCWA would like to receive, up to the total amount made available. The Transfer will occur as provided in the DWR Approval. The point of delivery for the Transfer is Banks Pumping Plant.

#### Places of Use

The water delivered to CCWA in 2022 pursuant to this Agreement shall be used entirely within CCWA's service area.

#### Notice of Exemption

Because all of the water delivered to CCWA and to CMWD pursuant to this Agreement will be delivered through existing facilities, without the construction of additional facilities to effect such deliveries, CCWA and CMWD agree that the Transfer described herein constitutes a project that is exempt from CEQA pursuant to Sections 15061(b)(3) and 15301 of the State CEQA Guidelines. Furthermore, the Transfer, which is a temporary water transfer, qualifies for a Statutory Exemption under CEQA as follows: Section 15282 (u) Temporary changes in the point of diversion, place of use, of purpose of use due to a transfer or exchange of water or water rights as set forth in Section 1729 of the Water Code.

CCWA and CMWD each shall file, in their respective counties, a Notice of Exemption for the Transfer with the applicable County Clerk/Recorder.

#### Pricing and Transaction Costs

CCWA shall pay CMWD a rate of \$700 for every AF of water CCWA agrees to purchase from CMWD pursuant to the Transfer; payment shall be made within 30 days of the invoice date.

Additionally, CCWA shall be responsible for the DWR variable costs for the water delivered to CCWA.

Additionally CCWA shall be responsible for any administrative or other transactional costs charged by DWR for DWR's Approval and for the preparation and processing of such other approvals as may be necessary to affect the Transfer.

Notwithstanding the foregoing, CMWD and CCWA shall each be responsible for their own transaction costs, including but not limited to legal and consulting costs incurred in the preparation, review and implementation of this Agreement, the DWR Approval, and any other documents and approvals that may be required.

#### Cooperation

CCWA and CMWD each agrees to cooperate with each other to request and obtain the DWR Approval of the Transfer described in this Agreement and with the processing of such other documents and approvals as may be necessary to affect the Transfer described herein.



Costs of Defense

In the event of any legal action by a third party to challenge this Agreement and/or the water transfer described herein, CCWA and CMWD agree to cooperate in the defense thereof and to share equally in the costs of such defense, utilizing counsel mutually acceptable to the parties.

Force Majeure

In the event that an unavoidable event renders the performance of this Agreement impossible or infeasible, the parties hereto shall be excused from the performance thereof, with a corresponding refund or adjustment of the payments required herein as may be necessary to achieve financial equity as between the parties for that portion of the Agreement that cannot be performed; provided, however, that CCWA and CMWD shall first coordinate with DWR to determine whether alternate performance may be possible pursuant to an alternate schedule for completion of performance.

Authority

The undersigned representatives of CCWA and CMWD hereby represent that they are authorized to execute the Agreement for the party on whose behalf this Agreement is executed.

Notice

Written notice may be provided by either party to the other by first-class mail, postage prepaid, to the following addresses:

Central Coast Water Authority  
255 Industrial Way  
Buellton, CA 93427  
Attn: Ray A. Stokes, Executive Director

Casitas Municipal Water District  
1055 Ventura Ave.  
Oak View, CA 93022  
Attn: Michael L. Flood, General Manager

If acceptable, sign below acknowledging your agreement to these terms and conditions.

Sincerely,

  
Ray A. Stokes  
Executive Director

CASITAS MUNICIPAL WATER DISTRICT

By: \_\_\_\_\_  
Michael L. Flood, General Manager

Date: \_\_\_\_\_



Board of Directors  
Bruce E. Dandy, President  
Sheldon G. Berger, Vice President  
Lynn E. Maulhardt, Secretary/Treasurer  
Mohammed A. Hasan  
Edwin T. McFadden III  
Michael W. Mobley  
Daniel C. Naumann

February 18, 2022

General Manager  
Mauricio E. Guardado, Jr.

Legal Counsel  
David D. Boyer

Mr. Michael Flood, General Manager  
Casitas Municipal Water District  
1055 Ventura Avenue  
Oak View, CA 93022

Subject: Notice of Interest in Acquiring Casitas' Table A Water

Dear Mr. Flood:

This correspondence relates to Casitas Municipal Water District's (Casitas) current annual rights to 5,000 Acre-Feet (AF) of Table A allocation of State Water Project water. United Water Conservation District (United) wishes to formally communicate and state its interest to initiate discussions to establish an agreement for the long-term transfer of Casitas' 5,000 acre-feet of Table A water to United in the form of this letter of intent requiring execution by both parties. .

While neither United nor Casitas is legally bound by this correspondence, United wishes to express its strong interest to work cooperatively with Casitas and requests an exclusive negotiations period of 90 days to negotiate the preparation, execution and delivery of a detailed term sheet defining the terms and conditions for a transfer agreement.

This letter of intent is entered into subject to the understanding that neither party will have any rights or obligations hereunder. Only a fully executed Agreement, authorized and approved by each party's respective Board of Directors, will bind the parties to any terms and conditions. Each party acknowledges that an Agreement will include but not be limited to the business points referenced in the detailed term sheet that will be negotiated during the proposed 90-day period of time.

Please execute the bottom of this letter confirming your understanding and agreement. Should you have any questions, please feel free to contact me directly. We look forward to Casitas' response and to working together with respect to this matter.

United Water Conservation District

By:   
Mauricio E. Guardado, Jr., General Manager

Date: February 18, 2022



Mr. Michael Flood  
February 18, 2022  
Page 2

Read and Approved

Casitas Municipal Water District

By: \_\_\_\_\_  
Michael Flood, General Manager

Date: \_\_\_\_\_



**DRAFT – SUBJECT TO CHANGE AND NEGOTIATION**

<b>Exhibit A</b>			
<b>Casitas-United Water Deal Pricing Schedule</b>			
<b>Allocation Volume in AF Price Per AF Total Paid to Casitas</b>			
100%	5000	\$275	\$1,375,000
95%	4750	\$275	\$1,306,250
90%	4500	\$275	\$1,237,500
85%	4250	\$275	\$1,168,750
80%	4000	\$300	\$1,200,000
75%	3750	\$325	\$1,218,750
70%	3500	\$350	\$1,225,000
65%	3250	\$375	\$1,218,750
60%	3000	\$400	\$1,200,000
55%	2750	\$425	\$1,168,750
50%	2500	\$450	\$1,125,000
45%	2250	\$475	\$1,068,750
40%	2000	\$500	\$1,000,000
35%	1750	\$525	\$918,750
30%	1500	\$550	\$825,000
25%	1250	\$575	\$718,750
20%	1000	\$600	\$600,000
15%	750	\$700	\$525,000
10%	500	\$700	\$350,000
5%	250	\$700	\$175,000

---

---

**CASITAS MUNICIPAL WATER DISTRICT  
MEMORANDUM**

---

---

**TO:** BOARD OF DIRECTORS  
**FROM:** MICHAEL L. FLOOD, GENERAL MANAGER  
**SUBJECT: SET A HEARING FOR REVIEW OF THE REDISTRICTING OF  
CASITAS MWD DIVISION MAPS FOR THE REGULAR BOARD  
MEETING OF MARCH 23, 2022.**  
**DATE:** 03/04/2022

---

**RECOMMENDATION:**

Set a public hearing for review of the draft Casitas MWD Division Maps for the Regular Board Meeting of March 23, 2022.

**BACKGROUND:**

Casitas MWD last made an adjustment to its Division Boundaries in 2012, subsequent to the 2010 Federal Census.

2020 Federal Census data became available on September 30, 2021 and several local public agencies reviewed the political boundaries of their respective elected officials.

During the October 22, 2021 Board Meeting staff provided preliminary census results by Casitas Division to the Board and the Board subsequently provided direction to staff.

Staff sought and received proposals for redistricting services from consulting companies that specialize in demographic and redistricting work and a contract was awarded to GEOInovo on at the Regular Board Meeting of January 26, 2022.

**DISCUSSION:**

Casitas staff has been coordinate work on review and possible revision of Casitas' elective divisions over the last several weeks.

GEOInovo indicates that draft maps will be available for review in time for posting in the agenda of the Regular Board Meeting of March 23, 2022.

Casitas staff recommends that the Board of Directors hold a public hearing to review those proposed draft maps and receive public input.

The deadline for filing of revised maps with Ventura County is Sunday, April 17, 2022 but since this is a Sunday, the maps will need to be filed by Friday, April 15, 2022.

CASITAS MUNICIPAL WATER DISTRICT

RESOLUTION NO. 2022-07

A RESOLUTION OF THE BOARD OF DIRECTORS OF THE CASITAS MUNICIPAL WATER DISTRICT PROCLAIMING A LOCAL EMERGENCY PERSISTS, RE-RATIFYING THE PROCLAMATION OF A STATE OF EMERGENCY BY EXECUTIVE ORDER, AND RE-AUTHORIZING REMOTE TELECONFERENCE MEETINGS OF THE LEGISLATIVE BODIES OF CASITAS MUNICIPAL WATER DISTRICT FOR THE PERIOD MARCH 10, 2022 to APRIL 9, 2022 PURSUANT TO BROWN ACT PROVISIONS.

WHEREAS, the Casitas Municipal Water District is committed to preserving and nurturing public access and participation in meetings of the Board of Directors; and

WHEREAS, all meetings of Casitas Municipal Water District's legislative bodies are open and public, as required by the Ralph M. Brown Act (Cal. Gov. Code 54950 – 54963), so that any member of the public may attend, participate, and watch the District's legislative bodies conduct their business; and

WHEREAS, the Brown Act, Government Code section 54953(e), makes provision for remote teleconferencing participation in meetings by members of a legislative body, without compliance with the requirements of Government Code section 54953(b)(3), subject to the existence of certain conditions; and

WHEREAS, a required condition is that a state of emergency is declared by the Governor pursuant to Government Code section 8625, proclaiming the existence of conditions of disaster or of extreme peril to the safety of persons and property within the state caused by conditions as described in Government Code section 8558; and

WHEREAS, a proclamation is made when there is an actual incident, threat of disaster, or extreme peril to the safety of persons and property within the jurisdictions that are within the District's boundaries, caused by natural, technological or human-caused disasters; and

WHEREAS, it is further required that state or local officials have imposed or recommended measures to promote social distancing, or, the legislative body meeting in person would present imminent risks to the health and safety of attendees; and

WHEREAS, the Board of Directors previously adopted a Resolution, Number 2021-23 on October 13, 2021, AND Resolution Number 2021-24 on November 10, 2021, and Resolution Number 2021-26 on December 8, 2021, and Resolution Number 2021-29, and Resolution 2022-01 on January 12, 2022, and Resolution Number 2022-05 on February 9, 2022 finding that the requisite conditions exist for the legislative bodies of Casitas Municipal Water District to conduct remote teleconference meetings without compliance with paragraph (3) of subdivision (b) of section 54953; and

WHEREAS, as a condition of extending the use of the provisions found in section 54953(e), the Board of Directors must reconsider the circumstances of the state of emergency that exists in the District, and the Board of Directors has done so; and

WHEREAS, emergency conditions persist in the District, specifically, a state of emergency remains active; and

WHEREAS, Ventura County Health Office Orders continue to promote social distancing requirement and meeting in person would present imminent risk to health and safety of attendees by creating conditions that could cause and/or contribute to the spread of COVID-19; and; and

WHEREAS, the Board of Directors does hereby find that State of Emergency, and Social Distancing requirements and conditions causing imminent risk to attendees has caused, and will continue to cause, conditions of peril to the safety of persons within the District that are likely to be beyond the control of services, personnel, equipment, and facilities of the District, and desires to affirm a local emergency exists and re-ratify the proclamation of state of emergency by the Governor of the State of California and local orders for social distancing; and

WHEREAS, as a consequence of the local emergency persisting, the Board of Directors does hereby find that the legislative bodies of Casitas Municipal Water District shall continue to conduct their meetings without compliance with paragraph (3) of subdivision (b) of Government Code section 54953, as authorized by subdivision (e) of section 54953, and that such legislative bodies shall continue to comply with the requirements to provide the public with access to the meetings as prescribed in paragraph (2) of subdivision (e) of section 54953; and

WHEREAS, Casitas Municipal Water District has taken measures to ensure meeting access for the public via the Zoom platform including electronic video and telephone access.

NOW, THEREFORE, THE BOARD OF DIRECTORS OF CASITAS MUNICIPAL WATER DISTRICT DOES HEREBY RESOLVE AS FOLLOWS:

Section 1. Recitals. The Recitals set forth above are true and correct and are incorporated into this Resolution by this reference.

Section 2. Affirmation that Local Emergency Persists. The Board of Directors hereby considers the conditions of the state of emergency in the District and proclaims that a local emergency persists throughout the District, and meeting in person would present imminent risk.

Section 3. Re-ratification of Governor's Proclamation of a State of Emergency. The Board hereby ratifies the Governor of the State of California's Proclamation of State of Emergency, effective as of its issuance date of March 4, 2020.

Section 4. Remote Teleconference Meetings. The Staff, General Manager and legislative bodies of Casitas Municipal Water District are hereby authorized and directed to take all actions necessary to carry out the intent and purpose of this Resolution including, continuing to conduct open and public meetings in accordance with Government Code section 54953(e) and other applicable provisions of the Brown Act.

Section 5. Effective Date of Resolution. This Resolution shall take effect immediately upon its adoption and shall be effective until the earlier of (i) April 9, 2022, or such time the Board of Directors adopts a subsequent resolution in accordance with Government Code section 54953(e)(3) to extend the time during which the legislative bodies of Casitas Municipal Water District may continue to teleconference without compliance with paragraph (3) of subdivision (b) of section 54953.

PASSED AND ADOPTED by the Board of Directors of Casitas Municipal Water District, this 9th day of March, 2022.

\_\_\_\_\_  
Brian Brennan, President

Attest:

\_\_\_\_\_  
Neil Cole, Secretary

---

---

**CASITAS MUNICIPAL WATER DISTRICT  
MEMORANDUM**

---

---

**TO:** BOARD OF DIRECTORS  
**FROM:** MICHAEL L. FLOOD, GENERAL MANAGER  
**SUBJECT:** **ADOPT A RESOLUTION NOMINATING CALLEGUAS MUNICIPAL WATER DISTRICT DIVISION 2 DIRECTOR, SCOTT QUADY TO THE CALIFORNIA WATER INSURANCE FUND BOARD (AN ASSOCIATION OF CALIFORNIA WATER AGENCIES JOINT POWERS INSURANCE AUTHORITY CAPTIVE INSURANCE COMPANY)**  
**DATE:** 03/04/2022

---

---

**RECOMMENDATION:**

Adopt the resolution as presented

**BACKGROUND:**

The Association of California Water Agencies Joint Powers Insurance Authority (ACWA-JPIA) has set up a “captive insurance company” called the California Water Insurance Fund (CWIF).

CWIF is a wholly-owned private insurance company set up in Utah as a non-profit organization. Its role is to save ACWA-JPIA water agency members money with discounted excess and reinsurance costs, higher investment earnings, and a wider variety of risk-financing options.

CWIF is wholly owned by ACWA JPIA, has its own Board of Directors, and is managed by ACWA-JPIA staff.

**DISCUSSION:**

Currently, there are two positions to be filled on the CWIF Board of Directors. Candidates must be nominated by resolution by their own agency and receive concurring resolutions from three other ACWA JPIA members (Casitas MWD is an ACWA-JPIA member).

Calleguas Municipal Water District has nominated Director Scott Quady to the CWIF Board of Directors and has requested that Casitas MWD adopt a concurring resolution in support of that nomination.

Director Quady has represented Calleguas on the ACWA-JPIA Board of Directors for the past six years and on the CWIF Board for three years. He has extensive knowledge of both the water industry and public agency finance and would continue to apply that knowledge in his directorship on the CWIF Board of Directors.

Biographical information about Director Quady is enclosed for reference.



RESOLUTION NO.: 2022-08

RESOLUTION OF THE BOARD OF DIRECTORS OF THE  
CASITAS MUNICIPAL WATER DISTRICT

**NOMINATING CALLEGUAS MUNICIPAL WATER DISTRICT DIVISION 2 DIRECTOR,  
AND ACWA JPIA BOARD MEMBER SCOTT QUADY TO THE  
CALIFORNIA WATER INSURANCE FUND BOARD  
AN ACWA JPIA CAPTIVE INSURANCE COMPANY**

**WHEREAS**, this district is a member district of the ACWA JPIA and participates in the Employee Benefits program; and

**WHEREAS**, the Nominating Procedures for the **California Water Insurance Fund** Board provide that in order for a nomination to be made to the **California Water Insurance Fund** Board, the member district must place into nomination its member of the ACWA JPIA Board of Directors for such open position;

**NOW, THEREFORE, BE IT RESOLVED** by the Board of Directors of the Casitas Municipal Water District that Calleguas Municipal Water District Division 2 Director and member of the ACWA JPIA Board of Directors, Scott Quady be nominated as a candidate for the **California Water Insurance Fund** Board for the election to be held on May 2, 2022.

**BE IT FURTHER RESOLVED** that the ACWA JPIA staff is hereby requested, upon receipt of the formal concurrence of three other member districts to affect such nomination.

**BE IT FURTHER RESOLVED** that the District Secretary is hereby directed to transmit a certified copy of this resolution to the ACWA JPIA at P.O. Box 619082, Roseville, CA 95661-9082, forthwith.

**ADOPTED** this 9<sup>th</sup> day of March, 2022.

---

Brian Brennan, President  
Casitas Municipal Water District

ATTEST:

---

Neil Cole, Secretary  
Casitas Municipal Water District

## Calleguas MWD Board Of Directors Details



**Scott H. Quady**

Treasurer

[Division 2 - Map](#)

(Scalable version of [map](#). To display, select Layers - Specials Districts - Water - Calleguas Municipal Water Divisions.)

*Term Expires December 2024*

Scott H. Quady was elected Calleguas Municipal Water District Board representative of Division 2 in November, 2008, served as Board President 2012-2016, and currently serves as Board Treasurer. Retired in 2017 from employment as an Environmental Resource Analyst, he has long-term experience in the non-profit, private and municipal agency sectors.

Academically, he holds a Master of Science degree in environmental science, a Bachelor of Science degree in biochemistry, and is a Thousand Oaks High School alumnus.

Career track and training include:

- Engineer-In-Training (EIT) certificate from the California Department of Consumer Affairs.
- Water Treatment Operator (Grade II) from the California Department of Health Services.
- Management level certifications (Grade 4) from the California Water Environment Association (CWEA) for two vocations: Laboratory Analyst and Environmental Compliance Inspector.

Director Quady is chair of the Calleguas Water Quality Committee and the Finance Committees. He serves on the Association of California Water Agencies (ACWA) Water Quality and Water Management Committees. He is Calleguas' representative on the Board of Directors of the ACWA/Joint Powers Insurance Authority (ACWA/JPIA) and was elected to its California Water Insurance Fund Board in May 2019. He also serves on the Board of Directors of the Ventura County Regional Energy Alliance.

Other affiliations: Mr. Quady serves on the Emmett R. Quady Foundation, where he advocates for educational categories in science/mathematics, and U.S. Naval History.



**Casitas Municipal Water District**  
**State Water Project - Interconnect Project Costs**  
**As of 2/28/2022**

Project No:	Project Name:	Costs paid to date	Encumbered	Total Encumbered & Cost To Date
378	State Water Interconnect - Calleguas to Casitas	118,816	-	118,816
527	State Water Interconnect - Carpinteria to Casitas	987,297	1,764,918	2,752,215
606	State Water Interconnect - Ventura to Casitas	224,241	25,002	<u>249,242</u>
Project(s) Cost To Date:				<u><u>3,120,274</u></u>



**Casitas Municipal Water District**  
**CFD 2013-1 Improvement Fund - Series B**


	Bonds Proceeds Received (1)	Interest Earned (2)	Expense (3)	Balance Series B (1)+(2)+(3)
2017 Subtotal	42,658,223.98	24,046.16	(36,886,093.06)	
TOTAL	42,658,223.98	24,046.16	(36,886,093.06)	5,796,177.08
2018 Subtotal	-	77,279.16	-	
TOTAL	42,658,223.98	101,325.32	(36,886,093.06)	5,873,456.24
2019 Subtotal	-	102,268.61	(1,486,814.43)	
TOTAL	42,658,223.98	203,593.93	(38,372,907.49)	4,488,910.42
2020 Subtotal	-	15,749.88	(4,404,999.69)	
TOTAL	42,658,223.98	219,343.81	(42,777,907.18)	99,660.61
2021 Subtotal	-	2.16	(99,662.60)	
TOTAL	42,658,223.98	219,345.97	(42,877,569.78)	0.17

**Casitas Municipal Water District**  
**CFD 2013-1 Improvement Fund - Series C**

	Bonds Proceeds Received (1)	Interest Earned (2)	Expense (3)	Balance Series C (1)+(2)+(3)
2019 Subtotal	13,570,000.00	12,284.84	-	
TOTAL	13,570,000.00	12,284.84	-	13,582,285
2020 Subtotal	-	48,026.34	(1,362,971.53)	
TOTAL	13,570,000.00	60,311.18	(1,362,971.53)	12,267,339.65
2021 Subtotal	-	671.83	(4,812,722.59)	
TOTAL	13,570,000.00	60,983.01	(6,175,694.12)	7,455,288.89
2022 January		38.40		
February		37.90		
March				
April				
May				
June				
July				
August				
September				
October				
November				
December				
2022 Subtotal		76.30	-	
TOTAL	13,570,000.00	61,059.31	(6,175,694.12)	7,455,365.19

**Summary of Expenses**  
**CFD 2013-1 Improvement Fund - Series B&C**

Purchase of Ojai System	34,481,628.00
Extension Contract	366,371.55
Meter Cost	2,038,093.51
Received Project reimbursements:	<u>12,167,170.84</u>
	49,053,263.90
	-
Total funds remaining for improvement Series B:	0.17
Total funds remaining for improvement Series C:	7,455,365.19
Total Funds Remaining	<u>7,455,365.36</u>
Received Project reimbursements:	12,167,170.84
Projects Cost YTD:	12,409,751.66
Projects Pending Reimbursement:	<u>242,580.81</u>
Total Funds Remaining less pending Reimbursement:	<u>7,212,784.55</u>



**Casitas Municipal Water District**  
**CFD 2013 - 1 Projects to be reimbursed to CMWD To Date**  
**As of 2/28/2022**

Project No:	Project Name:	Costs
400	Ojai System Masterplan	375,336.49
420	Sunset Place Pipeline Replacement	785,031.23
421	Cuyama, Palomar and El Paseo Roads Pipeline Replacement	2,096,255.52
422	South San Antonio Street and Crestview Drive Pipeline	89,258.17
423	West and East Ojai Avenue Pipeline Replacement	532,772.78
424	Running Ridge Zone Hydraulic Improvement	415,509.01
425	Well Rehabilitation Replacement	1,287,593.82
426	Valve & Appurtenance Replacement	1,136,796.97
427	Fairview Pipeline Replacement	673.30
428	Mutual Wellfield Pipeline	138,807.26
429	Grand Ave Pipeline	56,650.86
430	Signal Booster Zone Hydraulic Improvements	239,728.08
431	Emily Street Pipeline Replacement	1,101,818.56
432	Casitas-Ojai System Interties	78,158.82
522	Ojai Arc Flash Study	119,839.00
611	Mutual Replacement Well	438,973.36
411	Replace San Antonio #3 Well	29,759.77
506	Ojai SCADA UPS Units	11,447.67
509	Hypochlorite Tanks OS	24,186.95
511	Ojai Wellfield Cla-Vals	4,273.91
512	Well Monitoring Upgrades 07/2018	1,520.76
514	Ojai Wellfield Mag Meters 07/2018	18,876.70
433	Ojai 12" pipeline replac	2,017,444.79
434	Heidelberger PP Ret. Wal	30,249.03
435	Plesant Ave/Daily Rd Pip	62,644.70
436	OWS Tank/Valt Fall Impro	23,274.45
437	Wellfield VFDs	360,838.74
438	Lion St PL/ Fairview Conn	812,705.53
646	OWS Arbolada Tank	56,388.27
673	Mutual Well #7	62,937.16
<b>Project(s) Cost To Date:</b>		<b><u><u>12,409,751.66</u></u></b>



**Casitas Municipal Water District  
Adjudication Charge Summary Report**

	2020 July	2020 August	2020 September	2020 October	2020 November	2020 December	2021 January	2021 February	2021 March	2021 April	2021 May	2021 June	FY21 YTD
Revenue	(48,685)	(48,893)	(48,945)	(49,160)	(49,090)	(48,787)	(49,013)	(48,754)	(48,737)	(49,088)	(48,639)	(46,304)	(584,095)
Expenses													-
Legal	-	26,378	15,228	-	29,451	4,917	4,625	14,288	1,344	32,955	15,958	13,332	158,476
Other Pro Fees	-	-	-	-	-	-	20,322	14,782	-	-	7,813	92,337	135,255
Bank Fees	-	-	-	-	130	-	-	-	-	-	-	-	130
<b>Net Total</b>	<b>(48,685)</b>	<b>(22,515)</b>	<b>(33,717)</b>	<b>(49,160)</b>	<b>(19,509)</b>	<b>(43,870)</b>	<b>(24,066)</b>	<b>(19,684)</b>	<b>(47,393)</b>	<b>(16,133)</b>	<b>(24,868)</b>	<b>59,364</b>	<b>(290,234)</b>
Cash Collected	948	2,630	44,674	48,421	47,746	50,454	48,260	46,160	52,298	46,680	49,070	46,673	484,014
Cash Disbursed	-	(26,378)	(15,228)	(0)	(29,573)	(4,917)	(24,955)	(29,070)	(1,344)	(32,955)	(23,771)	(63,445)	(251,637)
Accounts Payable	-	-	-	-	(8)	-	8	-	-	-	(0)	(42,224)	(42,224)
Accounts Receivable	47,737	46,263	4,271	738	1,344	(1,667)	754	2,594	(3,561)	2,408	(431)	(369)	100,081
<b>Net Total</b>	<b>48,685</b>	<b>22,515</b>	<b>33,717</b>	<b>49,160</b>	<b>19,509</b>	<b>43,870</b>	<b>24,066</b>	<b>19,684</b>	<b>47,393</b>	<b>16,133</b>	<b>24,868</b>	<b>(59,364)</b>	<b>290,235</b>
	2021 July	2021 August	2021 September	2021 October	2021 November	2021 December	2022 January	2022 February	2022 March	2022 April	2022 May	2022 June	YTD
Revenue	(48,514)	(48,430)	(48,489)	(48,520)	(48,464)	(48,355)	(48,545)	0	-	-	-	-	(923,412)
Expenses													-
Legal	-	-	-	-	-	-	-	-	-	-	-	-	158,476
Other Pro Fees	-	12,030	18,564	23,673	46,621	65,459	45,786	75,944	25,519	-	-	-	448,850
Bank Fees	-	-	-	-	-	-	-	-	-	-	-	-	130
<b>Net Total</b>	<b>(48,514)</b>	<b>(36,400)</b>	<b>(29,925)</b>	<b>(24,847)</b>	<b>(1,843)</b>	<b>17,104</b>	<b>(2,759)</b>	<b>75,945</b>	<b>25,519</b>	<b>-</b>	<b>-</b>	<b>-</b>	<b>(315,955)</b>
Cash Collected	50,335	46,498	49,795	48,266	47,348	49,062	48,507	(30,409)	(24,336)	-	-	-	769,080
Cash Disbursed	(32,144)	(22,110)	(18,564)	(23,673)	(46,621)	(65,459)	(45,786)	-	-	-	-	-	(505,993)
Accounts Payable	32,144	10,079	-	-	-	(0)	(0)	-	-	-	-	-	(0)
Accounts Receivable	(1,821)	1,932	(1,306)	253.23	1,115	(707)	38	(45,535)	(1,182)	-	-	-	52,868
<b>Net Total</b>	<b>48,514</b>	<b>36,400</b>	<b>29,925</b>	<b>24,847</b>	<b>1,843</b>	<b>(17,104)</b>	<b>2,759</b>	<b>(75,945)</b>	<b>(25,519)</b>	<b>-</b>	<b>-</b>	<b>-</b>	<b>315,956</b>
Note: Data as of 3/02/2022	-	-	-	-	(0.00)	-	(0.00)	-	-	-	-	-	263,087

**CASITAS MUNICIPAL WATER DISTRICT  
TREASURER'S MONTHLY REPORT OF INVESTMENTS  
02/28/22**

Type of Invest	Institution	CUSIP	Date of Maturity	Original Cost	Current Mkt Value	Rate of Interest	Date of Deposit	% of Portfolio	Days to Maturity
*TB	Federal Home Loan Bank	3130AIXJ2	6/14/2024	\$941,144	\$869,252	2.875%	8/2/2016	8.42%	824
*TB	Federal Home Loan Bank	3130A5VW6	7/10/2025	\$1,025,110	\$1,029,210	2.700%	5/10/2017	9.98%	1210
*TB	Federal National Assn	31315P2J7	5/1/2024	\$809,970	\$752,550	3.300%	5/25/2016	7.29%	781
*TB	Farmer MAC	31315PYF0	5/2/2028	\$512,355	\$530,780	2.925%	11/20/2017	5.14%	2222
*TB	Federal Farm CR Bank	31331VWN2	4/13/2026	\$940,311	\$814,292	5.400%	5/9/2016	7.89%	1483
*TB	Federal Home Loan Bank	313383YJ4	9/8/2023	\$476,582	\$427,620	3.375%	7/14/2016	4.14%	548
*TB	Farmer MAC	3133EEPH7	2/12/2029	\$480,251	\$502,703	2.710%	11/20/2017	4.87%	2502
*TB	Federal National Assn	3135G0K36	4/24/2026	\$2,532,940	\$2,533,325	2.125%	7/6/2010	24.55%	1494
*TB	Federal National Assn	3135G0ZR7	9/6/2024	\$1,488,050	\$1,430,112	2.625%	5/25/2016	13.86%	906
*TB	US Treasury Note	912828WE6	11/15/2023	\$723,061	\$680,096	2.750%	12/13/2013	6.59%	615
*TB	US Treasury Note	912796L64	8/11/2022	\$749,187	\$747,878	0.150%	12/31/2021	7.25%	161
<b>Total in Gov't Sec. (11-00-1055-00&amp;1065)</b>				<b>\$10,678,962</b>	<b>\$10,317,817</b>			<b>99.97%</b>	
<b>Total Certificates of Deposit:</b>				<b>\$0</b>	<b>\$0</b>			<b>0.00%</b>	
**	<b>LAIF as of 6/30/2021: (11-00-1050-00)</b>		N/A	<b>\$483</b>	<b>\$483</b>	1.36%	Estimated	<b>0.00%</b>	
***	<b>COVI as of 6/30/2021: (11-00-1060-00)</b>		N/A	<b>\$3,066</b>	<b>\$3,066</b>	1.50%	Estimated	<b>0.03%</b>	
<b>TOTAL FUNDS INVESTED</b>				<b>\$10,682,511</b>	<b>\$10,321,366</b>			<b>100.00%</b>	
Total Funds Invested last report				\$10,682,511	\$10,404,810				
Total Funds Invested 1 Yr. Ago				\$11,755,768	\$11,838,718				
****	<b>CASH IN BANK (11-00-1000-00) EST.</b>			<b>\$8,522,355</b>	<b>\$8,522,355</b>				
	<b>CASH IN Custody Money Market</b>			<b>\$1,002,682</b>	<b>1,002,681.90</b>	0.30%			
<b>TOTAL CASH &amp; INVESTMENTS</b>				<b>\$20,207,548</b>	<b>\$19,846,403</b>				
TOTAL CASH & INVESTMENTS 1 YR AGO				\$17,225,026	\$17,307,975				

- \*CD CD - Certificate of Deposit
- \*TB TB - Federal Treasury Bonds or Bills
- \*\* Local Agency Investment Fund
- \*\*\* County of Ventura Investment Fund
- Estimated interest rate, actual not due at present time.
- \*\*\*\* Cash in bank

No investments were made pursuant to subdivision (i) of Section 53601, Section 53601.1 and subdivision (i) Section 53635 of the Government Code.  
All investments were made in accordance with the Treasurer's annual statement of investment policy.



**CASITAS MUNICIPAL WATER DISTRICT  
2021 LAKE CASITAS WATER SUPPLY AND DEMAND STUDY**

February 2022

**DRAFT**



## EXECUTIVE SUMMARY

### District Introduction

Casitas Municipal Water District provides wholesale and retail water service to western Ventura County and is governed by a five-member elected Board of Directors (Board). Originally named the Ventura River Municipal Water District, Casitas was formed in 1952 to provide supplemental water in its service area. The service area includes agricultural, residential, commercial, governmental, and industrial uses. Wholesale customers include the City of Ventura, some special districts, and mutual water companies. In June 2017, Casitas acquired the Ojai Water System (OWS) from Golden State Water Company (GSWC) and absorbed those customers as retail customers.

### Water Supplies

All water supplies are local, consisting of groundwater wells and surface water in Lake Casitas. Lake Casitas was formed by the construction of Casitas Dam by the US Bureau of Reclamation in 1958. The total lake capacity is 237,761 acre-feet (AF) as of 2017. The Robles Diversion and Fish Passage Facility is located on the north end of the Ventura River and allows Casitas to divert river flow to the Robles Canal to supply Lake Casitas. Operation of the Robles Facility is under the jurisdiction of the 2003 non-jeopardy Biological Opinion (BO) prepared by National Marine Fisheries Service (NMFS) due to the listing of steelhead trout as an endangered species. As of December 31, 2019, Lake Casitas was at approximately 30 percent of capacity (72,267 AF in storage) due to the ongoing drought.

The District operates two water systems known as the Casitas System and the Ojai System, with the Casitas System being the larger of the two systems. The Casitas System is primarily supplied by Lake Casitas along with one groundwater well, the Mira Monte Well, located in the Upper Ventura River Groundwater Basin. The Ojai System is primarily supplied by groundwater wells in the Ojai Groundwater Basin, with supplemental supply from the Casitas System.

### Historical Lake Casitas Water Supply Studies

The water supply availability from Lake Casitas was previously studied by the USBR in the 1954 evaluation of the Ventura River Project, and later by the District in the 1989 and 2004. In the "Water Supply and Use Status Report" (Casitas, 2004), the Safe Yield of Lake Casitas was determined to be 20,480 AFY based on a mass-balance model that tracks Lake Casitas inflows, outflows (including evaporation) and change in storage to simulate operations over a time series of assumed hydrology conditions.

### 2019-2021 Evaluation of Lake Casitas Supply

During 2019 through April 2021, the Lake Casitas mass-balance yield model was updated to include:

- Extended hydrologic period of record of 1945-2018 (from previous of 1945-1999)
- Incorporated results of recent Lake Casitas bathymetric survey – reduced maximum storage capacity from 254,000 AF to 237,761 AF

- Added function to compute reservoir spills
- Incorporated Robles Diversion operations based on 2003 Biological Opinion requirements and 2018 Critical Drought Protection Measures
- Reduced modeled Robles diversions based on a diversion efficiency of 70 percent, consistent with operational data since the Fish Passage Facility was constructed.
- Improved method of calculating monthly net evaporation loss.

In April 2021, the Board adopted a Lake Casitas safe yield of **18,420 acre-feet per year (AFY)** and a supply safety factor of **-15 percent** and a climate change adjustment of **-4.3 percent** was applied for planning purposes. When these two factors are included, the combined planned operational yield from Lake Casitas and the Mira Monte well is determined to be **15,010 AFY**.

**SAFE YIELD MODELING ASSUMPTIONS AND RESULTS**  
**HISTORICAL HYDROLOGY, NO MINIMUM ALLOWABLE STORAGE (DEAD POOL), NO WEAP\***

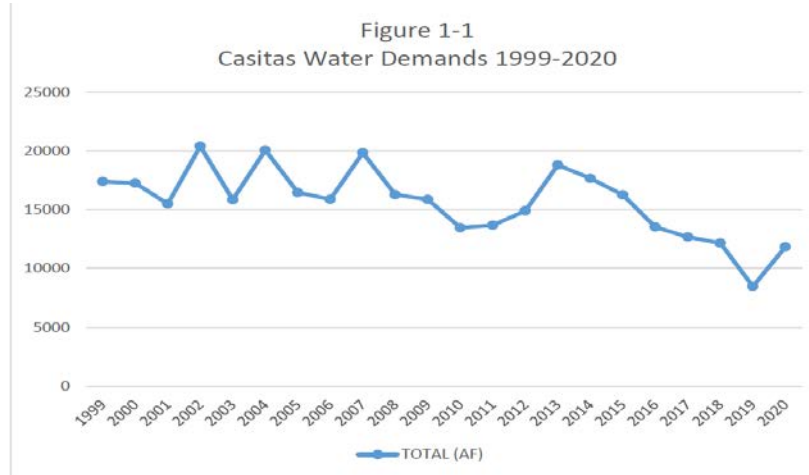
Model Simulation Assumptions	Modeled Safe Yield based on Various Historical Hydrology Periods		
	1945 - 2006	1956 - 2018	1945 - 2018
Historical Hydrologic Period	1945 - 2006	1956 - 2018	1945 - 2018
Constant Demand (AFY)	Safe Yield	Safe Yield	Safe Yield
Initial Lake Volume (AF)	237,761	237,761	237,761
Minimum Allowable Storage (AF)	950	950	950
Robles Diversion Efficiency (%)	70%	70%	70%
Supplemental Water (AFY)	0	0	0
Climate Change Adjustment (%)	0%	0%	0%
WEAP Demand Adjustment	No	No	No
Model Simulation Results			
Minimum Calculated Storage (AF)	970	950	970
Month/Year of Minimum Calculated Storage	Oct-65	Dec-18	Oct-65
<b>Safe Yield (AFY)</b>	<b>18,420</b>	<b>21,253</b>	<b>18,420</b>

\*Assumes modeled demands are not reduced in accordance with the WEAP as lake levels decline.

Water Demands

Demands on the Casitas system over the last several decades have ranged from a high of approximately 24,000 AF in 1989 to a low of approximately 8,545 AF in 2019.

Figure 1-1 shows a snapshot of water demands over the last two decades (1999-2020). In general, agricultural customers make up the majority of demand at 50 percent. Wholesale customers comprise approximately 30 percent and retail customers 20 percent.



Currently, every Casitas customer has an assigned water allocation. Casitas manages customer demands through the Water Efficiency Allocation Program (WEAP), which includes conservation targets based on lake level.

Casitas is currently in Stage 3 of the WEAP with mandated 30 percent conservation. Customers who exceed their allocation pay penalties for overuse.

The average demands on the Casitas System over the last 10 years from 2011- 2020 was approximately **14,525 AFY** (including losses), which includes periods before and after the WEAP was implemented.

**Projected Demand**

In April 2021, the Board adopted **14,525 AFY** as the projected demand for the Casitas system to be used for planning purposes. The service area is not expected to see significant development which would cause this projected to demand to increase.

**Statistical Summary:**

- **Lake Casitas Capacity: 237,761 Acre-Feet (AF)**
- **Lake Casitas Safe Yield: 18,420 AF per Year (AFY)**
- **Casitas System Operational Yield: 15,010 AFY** (Lake Casitas plus Mira Monte Well)
- **Projected Demand: 14,525 AFY**

## BACKGROUND OF THE STUDY

The Board of Directors authorized a consulting services agreement with Stantec in January 2019 to prepare the Comprehensive Water Resources Plan (CWRP). An overview of the draft CWRP was presented at a Board Workshop held on February 8, 2020, and the draft CWRP report was released for public review from June 26, 2020 through August 24, 2020. Several public comments were received on the draft CWRP report, which were provided to the Board of Directors on September 23, 2020 and December 9, 2020.

On December 9, 2020, the Board of Directors discussed the need for additional Board meetings to discuss the goals of the Comprehensive Water Resources Plan. The Board continued to meet and discuss the CWRP at subsequent meetings held on December 16, 2020; December 23, 2020; January 15, 2021, February 17, 2021, and February 26, 2021.

At the January 15, 2021 meeting, the Board directed staff to revise the hydrologic modeling assumptions used to estimate the future Lake Casitas operational yield as follows, and prepare a demand and supply analysis for further discussion.

### Revised hydrologic modeling assumptions for future Lake Casitas Yield:

- Safe Yield approach that models the largest yield that can be withdrawn from the lake in every year without dropping below the minimum allowable storage level
- Historical hydrologic period from 1945-2018
- Minimum Allowable Storage of 950 AF, which is the dead pool elevation at which water can no longer flow by gravity to the water treatment plant
- Robles Diversion Efficiency of 70%
- Initial Lake Volume of 237,761 AF (full reservoir)
- Provide safety factors to account for future uncertainty

This report provides a summary the future long-term demand analysis, future long-term supply analysis, and long-term supply and demand scenarios.

## FUTURE LONG-TERM DEMAND ANALYSIS

The following is a summary of historical demands, planned future demands, and additional considerations related to uncertainty in future demands.

### Historical Demands

A summary of actual water produced from Lake Casitas for customer demands and system losses is presented in Table 1, based on 5-year periods going back to 2006. In addition, historical water demands by customer class are shown in the tables and figures in Attachment 1. Casitas implements managed demand reductions as lake levels decline according with the Water Efficiency Allocation Plan (WEAP), and the effect of this type of demand management during droughts is apparent during the post-1989 and post-2016 periods.

**TABLE 1. WATER PRODUCED FROM LAKE CASITAS  
AT MARION WALKER WATER TREATMENT PLANT<sup>1</sup>**

	<b>2006-2010</b>	<b>2011-2015</b>	<b>2016-2020</b>
5-Year Average	17,760	17,509	11,296
Annual Minimum	14,637	14,841	7,668
Annual Maximum	21,326	20,402	14,151

<sup>1</sup> Data reported by Calendar Year. All units are Acre-Feet per Year.

Demands from Agricultural and Resale customers together make up the majority of Casitas' customer demands, representing 84% of total average demands from 2006-2015 and 73% from 2016-2020. Annual demands from these customers can vary significantly from year to year. Unconstrained demands for water typically increase during dry periods and decrease during wet periods. However, both of these customer classes have demonstrated lower water use from Casitas in response to the recent drought (refer to tables and figures in Attachment 1) and the District's associated demand management measures through the WEAP, including a \$5.00/HCF<sup>1</sup> Conservation Penalty in 2016 which currently remains in place.

### Draft Comprehensive Water Resources Plan Planned Demands

The Draft CWRP was based on a future average non-drought demand of 16,000 AFY for the Casitas System (which includes approximately 525 AFY added to the Ojai system), and a future average non-drought demand of 2,350 AFY for the Ojai system, for a total combined demand of 17,825 AFY (16,000 – 525 + 2350 = 17,825). These demands represent the amount of water produced to meet both customer uses and losses in the water delivery systems. Additional information can be found in Sections 3 and Appendix C of the Draft CWRP report.

The Draft CWRP planned demands were approximately 10% less than previously planned long-term demands of 17,500 AFY for the Casitas system and 2,570 AFY for the Ojai system to reflect that the recent drought will likely result in some permanent changes in customer water use in the long-term. Water demands typically rebound after drought periods, but do not fully return to pre-drought levels due material changes such as replacement of landscaping, irrigation systems, and appliances with more water-efficient devices. A comparison of Draft CWRP planned demands and previous UWMP planning demands is presented in Attachment 1 (Table 3). For purposes of this analysis, the distribution of demand by customer class is assumed to be consistent with previous planning reports.

<sup>1</sup> HCF = One Hundred Cubic Feet = 1 Unit

### Additional Considerations related to Agricultural and Resale Demands

Agricultural and Resale customers rely on groundwater as a primary supply, and use Lake Casitas water as a backup. There are several processes currently underway related to groundwater pumping, including the Sustainable Groundwater Management Act, the City of Ventura's groundwater adjudication lawsuit, and the State of California's Ventura River Instream Flow Study. The outcome of these processes is currently unknown, and all have the potential to limit the availability of groundwater during certain periods; which could increase demands on Lake Casitas. Until more information is known regarding future groundwater availability, there is some uncertainty in long-term future demands on Lake Casitas.

### Planning for Demand Uncertainty

The Draft CWRP assumed a future planned demand of 16,000 AFY for the Casitas System, and a planned demand of 17,825 AFY for the entire District service area including the Ojai System. The following is a summary of considerations related to future demand uncertainty:

- Planned demand on the Casitas System is less than the historical average demands prior to implementation of the WEAP (2006-2015).
- Planned demand is lower than previous UWMP planning demands, since it assumes demands will rebound but not fully return to pre-drought levels.
- Future groundwater supplies may be less than were available historically, and there is a potential for increased reliance on Casitas (particularly from Resale and Agricultural customers).

However, current water demands on the Casitas System are less than 16,000 AFY and it could take several years before average demands increase to that level. The average demands on the Casitas System over the last 10 years from 2011-2020 was approximately 14,525 AFY<sup>2</sup> (including losses), which includes periods before and after the WEAP was implemented.

Demands will be tracked over time, and once more information is known regarding future groundwater availability, then additional adaptive management measures could be taken (such as increased demand management or alternative supply development).

### 2020 Urban Water Management Plan Demands

Every five years, the District prepares an Urban Water Management Plan (UWMP) in accordance with California Water Code. The UWMP outlines the reliability of water sources over a 20-year timeframe, demand management measures and water shortage contingency plans, and progress toward meeting State target reduction goals for water consumption.

The Board adopted the 2020 UWMP on June 23, 2021. The long-term planned demands in the 2020 UWMP reflect the average demands over the last 10 years, which are 14,525 AFY on the Casitas System and 1,850 AFY on the Ojai System. The Casitas System has supplied the Ojai System an average of 461 AFY over the last 10 years. Therefore, the combined total planned demand is 15,914 AFY (14,525 + 1850 – 461 = 15,914).

---

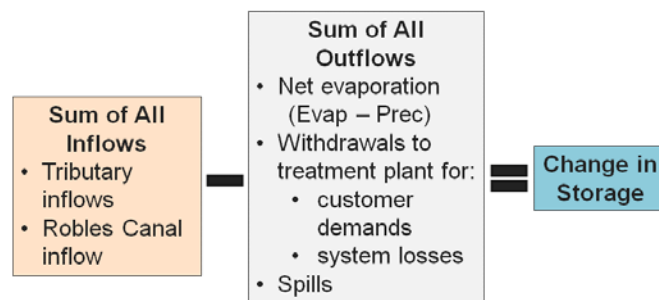
<sup>2</sup> Based on Lake Casitas releases to Marion Walker water treatment plant and one groundwater well in production.

## FUTURE LONG-TERM SUPPLY ANALYSIS

The water supply availability from Lake Casitas was previously studied by the United States Bureau of Reclamation in the 1954 evaluation of the Ventura River Project, and later by the District in the 1989 and 2004. In the most recent study (2004), the Lake Casitas safe yield was estimated to be 20,540 AFY (assuming potential impacts of the 2003 Robles Biological Opinion operating criteria and the removal of Matilija Dam).

The Lake Casitas yield model is a mass-balance model that tracks Lake Casitas inflows, outflows (including evaporation) and change in storage to simulate operations over a time series of assumed hydrology conditions (refer to Figure 1 below). The previous Lake Casitas yield analyses used historical hydrology in the simulations. That includes historical data for direct inflows to Lake Casitas from tributaries, flows in the Ventura River on which diversions at the Robles Diversion Structure were based, and net evaporation from the Lake.

**FIGURE 1. MASS BALANCE MODEL IN EXCEL FOR ESTIMATING LAKE CASITAS YIELD**



### Current Yield Model Updates and Improvements

As part of the Draft CWRP, the yield model was updated to include the following improvements:

- Extended hydrologic period of record of 1945-2018 (from previous of 1945-1999)
- Incorporated results of recent Lake Casitas bathymetric survey – reduced maximum storage capacity from 254,000 AF to 237,761 AF
- Added function to compute reservoir spills
- Incorporated Robles Diversion operations based on 2003 Biological Opinion requirements and 2018 Critical Drought Protection Measures
- Reduced modeled Robles diversions based on a diversion efficiency of 70 percent, consistent with operational data since the Fish Passage Facility was constructed
- Improved method of calculating monthly net evaporation loss

The planned Lake Casitas yield is dependent on various policy assumptions and criteria, such as assumed hydrologic assumptions (probabilistic versus historic), minimum allowable storage, and future withdrawals to meet demands, and others. In regard to withdrawals for demands, the model is programmed to evaluate both a “safe yield” approach with constant withdrawals every year, as well as a “safe demand” approach that incorporates demand reductions as lake levels decline according with the District’s Water Efficiency and Allocation Program.

### Policy Assumptions and Criteria related to Yield Modeling

On January 15, 2021, the Board directed staff to use the modeling and policy assumptions as follows, which results in a Lake Casitas safe yield of 18,420 AFY. These policies are revised from the Draft CWRP, and resulted in a higher Lake Casitas yield than reported in the Draft CWRP.

- Safe Yield approach that models the largest yield that can be withdrawn from the lake in every year without dropping below the minimum allowable storage level
- Historical hydrologic period from 1945-2018
- Minimum Allowable Storage of 950 AF, which is the dead pool elevation at which water can no longer flow by gravity to the water treatment plant
- Robles Diversion Efficiency of 70%
- Initial Lake Volume of 237,761 AF (full reservoir)

In addition, the Board directed staff to provide considerations for a safety factor for future hydrologic uncertainty.

#### *Supply Safety Factor*

The revised modeling and policy assumptions are based on historical hydrology. However, historical hydrology cannot be expected to repeat itself, and hydrologic variability from year to year is significant (refer to Attachment 1, Figure 3). Future droughts could be more severe than the droughts in the 1945-2018 historical record. Because the Casitas System is dependent on surface water for its water supply, its exposure to risk from future changes in regional climate and hydrology is significant. A safety factor is intended to account for uncertainty of future supply availability.

Additionally, on February 26, 2021, the California Department of Fish and Wildlife (CDFW) released Draft Instream Flow Recommendations for the Lower Ventura River and Coyote Creek. The CDFW flow recommendations are expected to be considered in a groundwater-surface water model currently under development by the State Water Resources Control Board (SWRCB) which will evaluate groundwater pumping and surface diversions and their impact on instream flows. Based on preliminary analysis of the CDFW Instream Flow Recommendations, the potential supply impacts would exceed the supply safety factors considered herein. Therefore, this analysis will need to be revisited once more information is known regarding the SWRCB modeling study.

#### *Climate Change*

A report titled *Projected Changes in Ventura County Climate* was prepared by the Desert Research Institute in 2019. The report was commissioned by Watersheds Coalition of Ventura County, of which Casitas is a member, and can be found on their website [www.wcvc.ventura.org](http://www.wcvc.ventura.org) under Climate Resilience Resources.

The projected climate change impacts for the Casitas service area include:

- Winters may get wetter with shorter duration/high intensity precipitation due to atmospheric rivers, resulting in increased potential for flash flooding.



DRAFT

- Shoulder seasons may have more dry days.
- Potential increase in wildfire frequency due to spring/fall drying.
- Increased drought susceptibility and increased water demand due to increasing temperatures and evapotranspiration rates.
- Good agreement across models for increase in inland area temperatures between 3 – 5°F and coastal areas between 2 – 3°F.
- More days exceeding extreme/impactful temperature thresholds.

These effects were assumed to generally compensate for each other. Increased evaporation of six inches/year was found to reduce the Lake Casitas safe yield for historical inflow hydrology by 4.3 percent<sup>3</sup>. This factor was applied to results of yield simulations to account for potential future climate change.

As with any climate modelling efforts, there is uncertainty. These potential impacts are the results of the best tools available at this time and are meaningful in their applicability to the service area and can support decision-making.

---

<sup>3</sup> From 2020 Casitas MWD Draft Comprehensive Water Resources Plan (CWRP) (See Attachment 2)

## FUTURE LONG-TERM SUPPLY AND DEMAND SCENARIOS

Table 2 presents a summary of potential future demands and existing supplies. Two demand levels on the Casitas System are presented ranging between 14,525 AFY and 16,000 based on the last 10 years of production data and the Draft CWRP, respectively.

The projected existing supplies reflect the revised Lake Casitas modeling and policy assumptions, with varying levels of supply safety factors (ranging between 0-20 percent). All scenarios assume a 4.3% reduction in supply reflecting a climate change adjustment consistent with the Draft CWRP assumptions. The projected existing supply for the Casitas System ranges between 14,080 AFY and 17,800 AFY depending on the level of safety factor.

A description of the Ojai System demand and supply is provided subsequently.

**TABLE 2. FUTURE DEMAND AND SUPPLY COMPARISON,  
WITH VARIOUS DEMAND AND SAFETY FACTOR SCENARIOS**

All units in AFY unless noted otherwise.

### Casitas System

<b>FUTURE DEMAND</b>					
Draft CWRP:	16,000	16,000	16,000	16,000	16,000
Average Last 10 Years (2011-2020) <sup>1</sup> :	14,525	14,525	14,525	14,525	14,525
<b>PROJECTED EXISTING SUPPLY</b>					
Modeled Lake Casitas Safe Yield:	18,420	18,420	18,420	18,420	18,420
Planned Groundwater Well Yield:	180	180	180	180	180
Supply Safety Factor:	0%	-5%	-10%	-15%	-20%
Climate Change Adjustment:	-4.3%	-4.3%	-4.3%	-4.3%	-4.3%
Projected Supply:	17,800	16,870	15,940	15,010	14,080

### Ojai System

<b>FUTURE DEMAND</b>	
Draft CWRP:	2,350
Average Last 10 Years (2011-2020):	1,850
<b>PROJECTED EXISTING SUPPLY</b>	
Planned Casitas System Yield:	461
Ojai Well Yield <sup>2</sup> :	2,300
Projected Supply:	2,761

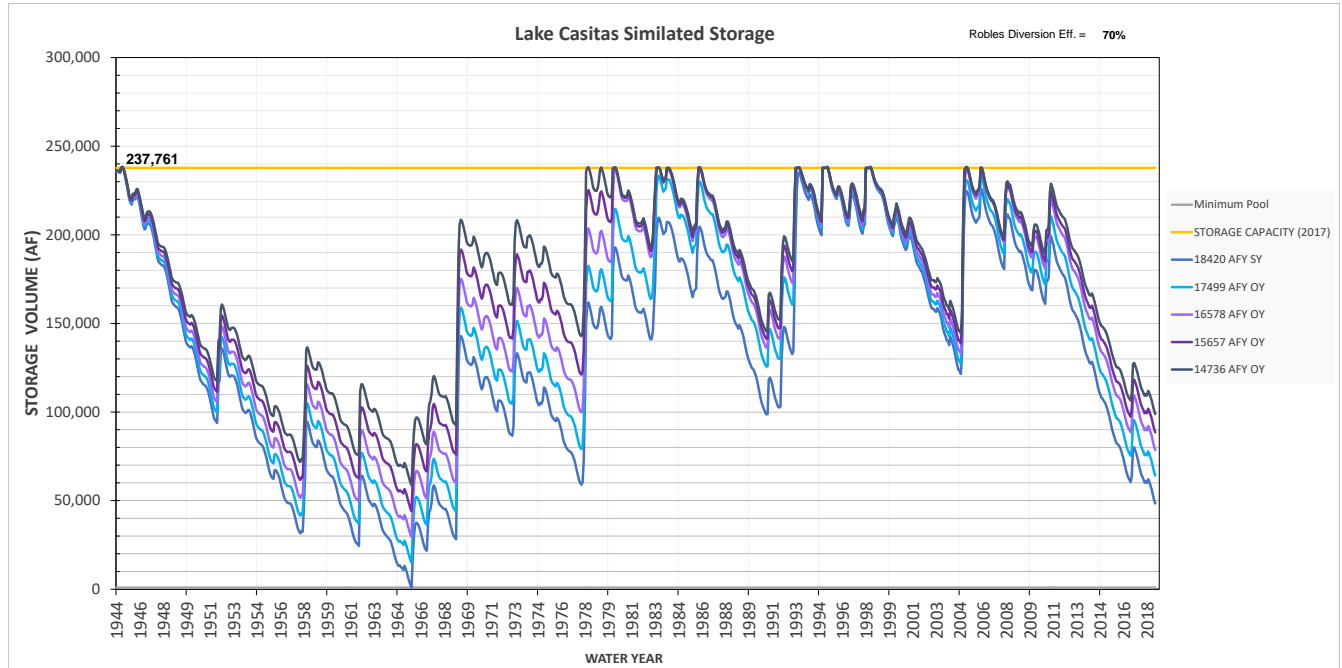
#### Notes

<sup>1</sup> Includes 461 Acre-Feet of net demand from the Ojai Water System based on 10 year average (2011-2020).

<sup>2</sup> Includes work underway (and expected to be complete by 2025) to improve condition and production rates of Ojai Wells.

Figure 2 and Table 3 present the modeled Lake Casitas storage levels and yields based on varying levels of supply safety factors.

**FIGURE 2. MODELED LAKE CASITAS STORAGE LEVELS WITH VARIOUS SAFETY FACTOR SCENARIOS**



**TABLE 3. MODELED LAKE CASITAS MINIMUM STORAGE LEVELS WITH VARIOUS SAFETY FACTOR SCENARIOS**

Safety Factor	Lake Casitas Yield, AFY	Minimum Storage Level, AF
-----	18,420	970
-5%	17,499	15,049
-10%	16,578	29,439
<b>-15%</b>	<b>15,657</b>	<b>44,068</b>
-20%	14,736	58,783

### Projected Water Use

On April 21, 2021, the Board adopted 14,525 AFY as the projected demand of the Casitas system to be used for planning purposes. The service area is not expected to see significant development which would cause this projected demand to increase.

For the Ojai System, the Board adopted 1,850 AFY as the projected demand for planning purposes. The Casitas System has supplied the Ojai System an average of 461 AFY over the last 10 years. Therefore, the combined total planned demand is 15,914 AFY ( $14,525 + 1,850 - 461 = 15,914$ ).

Demands for the period 2011-2020 were averaged for each customer type and these percentages were used to develop the projected demands by customer class.

### Planned Casitas System Operational Yield

On April 21, 2021, the Board of Directors adopted a planned Casitas System operational yield of 15,010 Acre-Feet per Year. The planned operational yield is based on the updated modeling results, a -4.3 percent climate change adjustment based on the anticipated changes to precipitation and a -15 percent supply safety factor to account for uncertainty in modeling assumptions.

The operational yield for the Casitas system is sufficient to provide supplies through an extended drought period lasting 10-20 years depending on reservoir levels at the start of the dry period.

### Planned Ojai System Supply Yield

Casitas acquired the Ojai System from Golden State Water Company in June 2017. The Ojai System receives water from Ojai Basin groundwater and two interconnects supplying water from the Casitas System. Approximately 461 AFY of the planned demands on the Casitas System are for deliveries to the Ojai System. The 2017 acquisition included several groundwater wells, with some wells over 45 years old and in need of rehabilitation and replacement. The wells acquired by GSWC were unable to produce their original design capacity of 4,404 AFY and average Ojai wellfield production from 1994-2016 was about 1,800 AFY. Casitas has made progress in improving the condition of the wells, although work is still underway and not yet completed. The well improvements are anticipated to provide an average production of 2,300 AFY.

### Ongoing Analysis

As has been Casitas MWD's practice in the past, supply and demand conditions will continue to be tracked over time. In the event that more information comes to light regarding possible impacts to these conditions, additional analysis as to these impacts on Casitas' water supplies and demands would be required to account for changed conditions.

## ATTACHMENTS

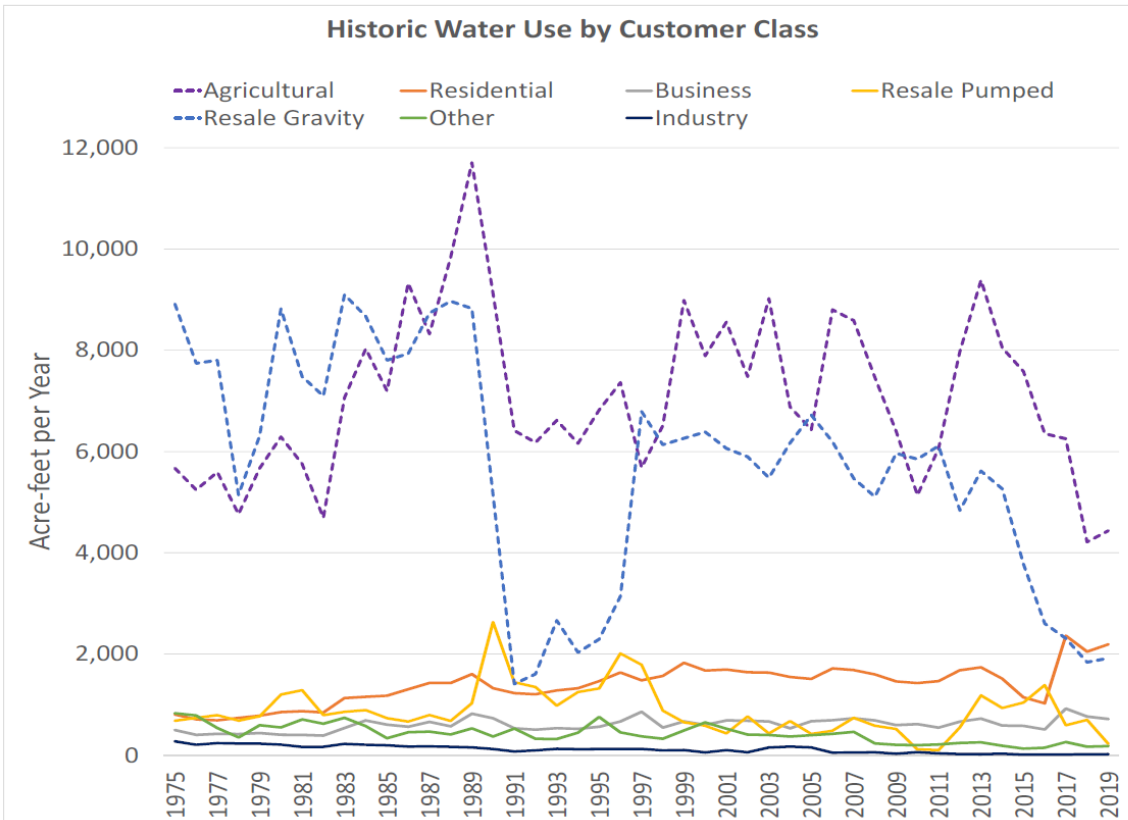
### Attachment 1:

- Figure 1. Historic Water Use by Customer Class (Line Chart)
- Figure 2. Historic Water Use by Customer Class (Area Chart)
- Figure 3. Historical Lake Levels, Inflow, and Drought Periods
- Table 1. Summary of Water Use from 2006-2020 (Casitas and Ojai Systems)
- Table 2. Summary of Water Use from 2016-2020 (Casitas System Only)
- Table 3. Comparison of Planning Demands

### Attachment 2:

- Excerpt from 2020 Casitas MWD Draft Comprehensive Water Plan

Figure 1. Historic Water Use by Customer Class (Line Chart)  
All data is by Fiscal Year.



**Figure 2. Historic Water Use by Customer Class (Area Chart)**  
All data is by Fiscal Year.

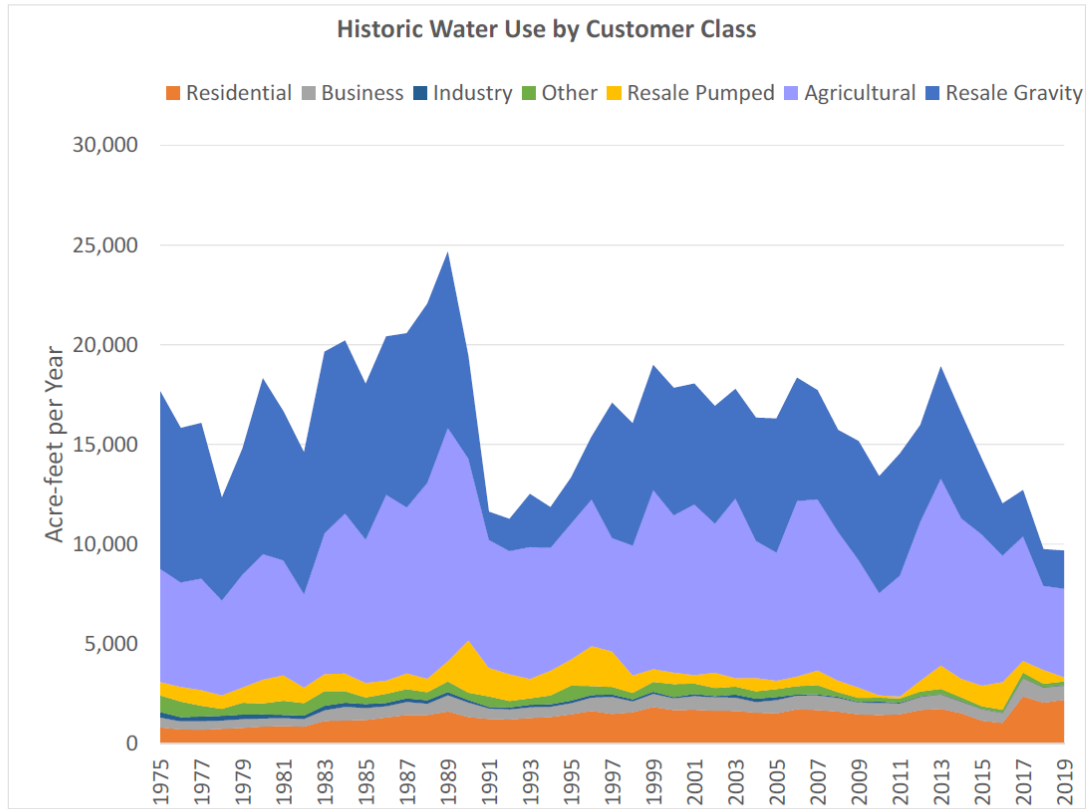
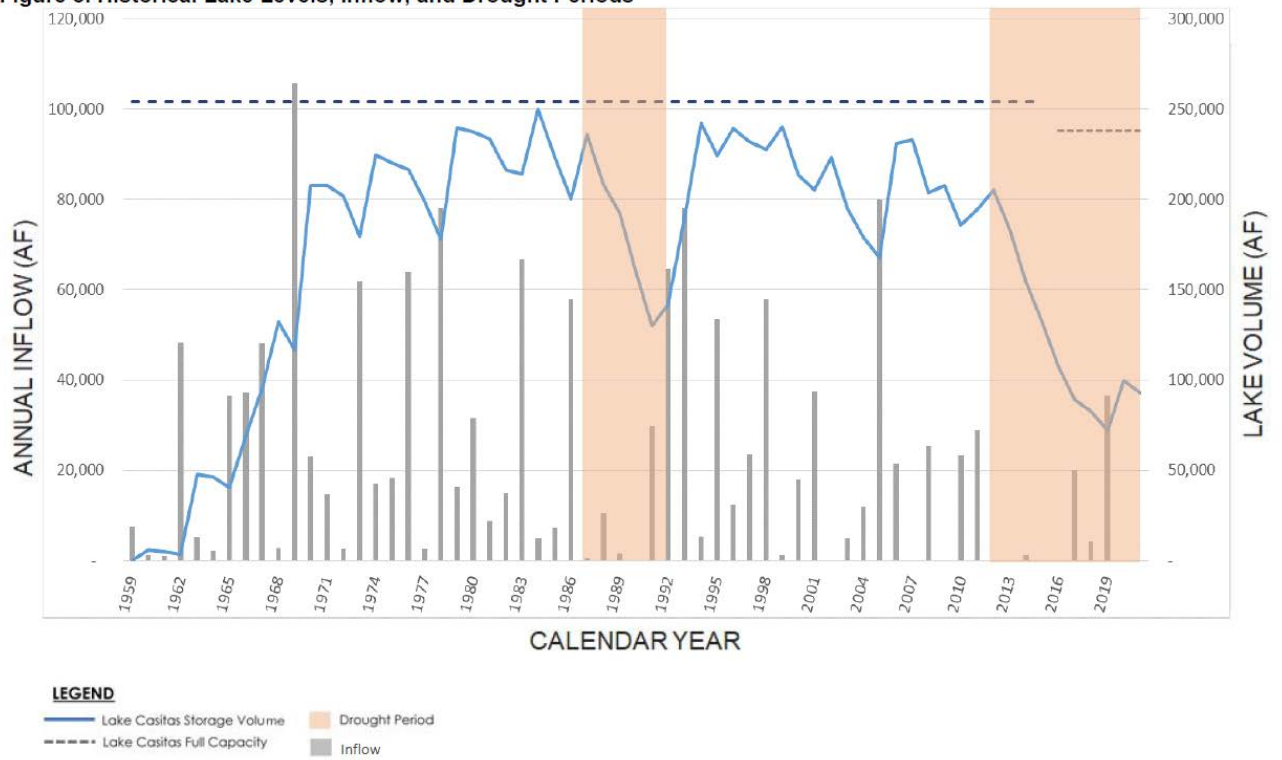


Figure 3. Historical Lake Levels, Inflow, and Drought Periods





**Table 1. Summary of Water Use from 2006-2020 (Casitas and Ojai Systems) <sup>1,2</sup>**

	2006-2015			2016-2020 <sup>3</sup>		
	Min	Max	Average	Min	Max	Average
Retail	2,135	3,064	2,623	1,900	3,531	3,109
Retail Agriculture	4,800	8,857	7,290	3,767	6,961	5,464
Resale	4,927	8,150	6,355	1,627	3,969	3,019
<b>TOTAL</b>	<b>13,474</b>	<b>19,859</b>	<b>16,268</b>	<b>8,479</b>	<b>12,830</b>	<b>11,592</b>

<sup>1</sup> Represents metered customer demands (does not include system losses).

<sup>2</sup> Data reported by calendar year. All units in Acre-Feet per Year.

<sup>3</sup> The Ojai Water System was acquired in 2017, which increased Retail demands by approximately 1,570 AFY and reduced Resale demands by about 300 AFY on average from 2017-2020. Ojai demands are served by the Casitas System and Ojai Basin groundwater wells.

**Table 2. Summary of Water Use from 2016-2020 (Casitas System Only) <sup>1,2</sup>**

	2016	2017	2018	2019	2020	Average
Retail	1,900	1,990	1,962	1,668	2,006	1,905
Retail Agriculture	6,961	6,337	4,945	3,701	5,116	5,412
Resale	3,969	2,769	3,632	1,627	3,095	3,019
Ojai Interconnects	664	193	411	67	369	341
<b>Total</b>	<b>13,494</b>	<b>11,288</b>	<b>10,950</b>	<b>7,063</b>	<b>10,586</b>	<b>10,676</b>

<sup>1</sup> Represents metered customer demands (does not include system losses).

<sup>2</sup> Data reported by calendar year. All units in Acre-Feet per Year.

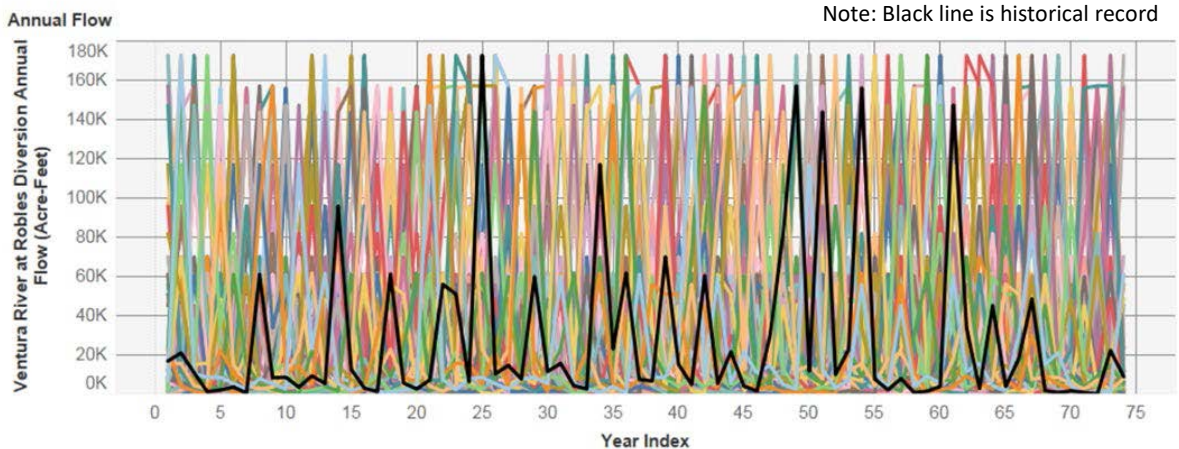
**Table 3. Comparison of Planning Demands**

Casitas System Demand Category	Planned Future Demand		
	2015 UWMP <sup>1</sup> (2040 Projections)	Draft CWRP <sup>2,3</sup> (2040 Projections)	Percent Reduction in Planned Demand
Retail	2,889	2,628	9%
Retail – Agricultural	7,705	7,009	9%
Resale	6,260	5,695	9%
Subtotal	16,855	15,332	9%
Water Loss	645	668 <sup>4</sup>	-4%
Total Water Demand	17,500	16,000	9%
<b>Notes</b>			
All data is reported in AFY except where noted otherwise.			
<sup>1</sup> The 2015 UWMP demand/supply comparisons are based on 17,500 AFY, and did not include estimated water loss. Demands by water use category have been adjusted accordingly.			
<sup>2</sup> Draft CWRP demand projections include 525 AFY for the Ojai system.			
<sup>3</sup> Estimated future water use by customer class is assumed to be the same distribution as 2015 UWMP projections.			
<sup>4</sup> Based on average water loss in 2018 and 2019. Assumes water loss is proportional to pipe length between Casitas and Ojai systems.			

Ojai System Demand Category	GSWC 2010 UWMP (2035 Projections)	Draft CWRP <sup>1</sup> (2040 Projections)	Percent Reduction in Planned Demand
Retail	NA	2,093	NA
Water Loss	NA	257 <sup>2</sup>	NA
Total Water Demand	2,570	2,350	8%
<b>Notes:</b>			
<sup>1</sup> The Draft CWRP assumes 525 AFY of Ojai System demands would be met by the Casitas system.			
<sup>2</sup> Based on average water loss in 2018 and 2019. Assumes water loss is proportional to pipe length between Casitas and Ojai systems.			

**EXCERPT FROM 2020 CASITAS MWD DRAFT COMPREHENSIVE WATER RESOURCES PLAN****4.1.4 Climate Variability and Climate Change Analysis**

Estimates of future Lake Casitas yield account for climate variability (annual variation in climate and streamflow based on historical records) and climate change (shift in temperature and precipitation due to global climate drivers).



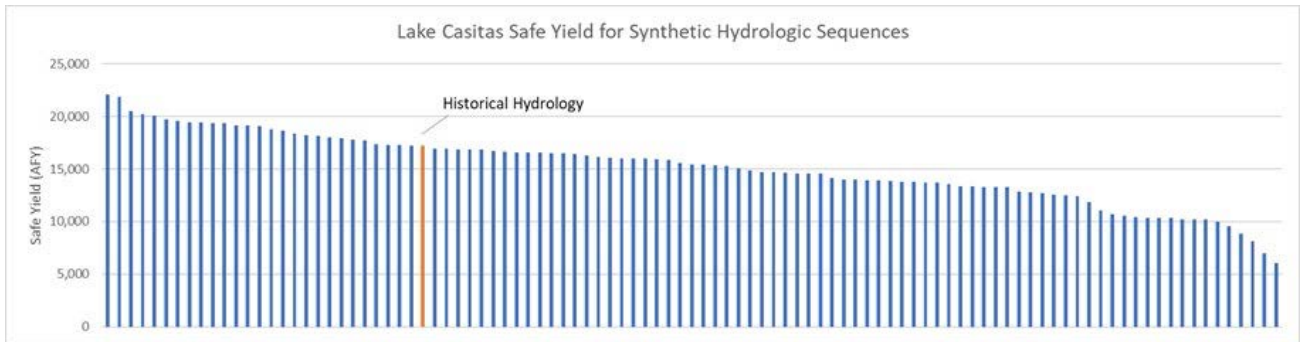
**Figure 4-5:** Plot of 100 74-year Monthly Time Series for Ventura River Streamflow at Robles Diversion, Based on Historical Record

Natural hydrologic variability was incorporated into the Lake Casitas yield analysis by generating one hundred 74-year hydrologic datasets (traces) derived from the historical dataset and having the same basic statistics (e.g., standard deviation and serial correlation of annual streamflows) as the historical record (**Figure 4-5**). Annual historical natural inflows to the lake and Ventura River streamflows at the Robles Diversion structure were reshuffled 100 times, maintaining the long-term serial correlation between annual streamflows. Monthly distribution of flows within each year was unchanged. The result was 100 hydrologic datasets that were used as input for the Lake Casitas Yield Model.

Downscaled climate change information for Ventura County (Western Regional Climate Center, 2019) was used to adjust Lake Casitas yield estimates for potential future changes in climate conditions (temperature and precipitation). Key findings for Ventura County climate change include:

- Increased average temperature
- Increased maximum temperatures by 3-5 degrees F
- Increased and/or decreased average annual precipitation
- Increased number of dry days (3-4 per year)
- Increased precipitation intensity; wettest 5% of days will contribute 10% more to annual precipitation
- Increased evapotranspiration by 2.5 to 6.5 inches/year, with highest increases in inland areas
- Decreased runoff production (conversion of rainfall to runoff)

Some potential climate change conditions could decrease Lake Casitas inflow and others could increase it. These effects were assumed to generally compensate for each other. Increased evaporation of six inches/year was found to reduce the Lake Casitas safe yield for historical inflow hydrology by 4.3 percent. This factor was applied to results of yield simulations to account for potential future climate change.



**Figure 4-6:** Lake Casitas Safe Yield for Synthetic Hydrologic Sequences

Of the 100 synthetic hydrologic traces generated for the CWRP, about two-thirds result in lower Lake Casitas safe yield than the historical hydrology (**Figure 4-6**). This persistence toward drier conditions has a significant effect on the reliable yield the Lake could supply in the future.