



## Board of Directors

Brian Brennan, Director  
Richard Hajas, Director  
Neil Cole, Director

Mary Bergen, Director  
Pete Kaiser, Director

CASITAS MUNICIPAL WATER DISTRICT  
Meeting to be held at the

District Office  
1055 Ventura Ave. Oak View, CA  
www.casitaswater.org

Join Zoom Meeting  
<https://us06web.zoom.us/j/98414854813?pwd=UXhtWS9zdm83ZU5CazNXenlEVEIRUT09>

Meeting ID: 984 1485 4813 Passcode: 757052

to join by telephone please call (888) 788-0099 or (877) 853-5247  
Enter Meeting ID: 984 1485 4813# Passcode: 757052#

March 27, 2024 @ 5:00 PM

Right to be heard: Members of the public have a right to address the Board directly on any item of interest to the public which is within the subject matter jurisdiction of the Board. The request to be heard should be made immediately before the Board's consideration of the item. No action shall be taken on any item not appearing on the agenda unless the action is otherwise authorized by subdivision (b) of §54954.2 of the Government Code and except that members of a legislative body or its staff may briefly respond to statements made or questions posed by persons exercising their public testimony rights under section 54954.3 of the Government Code.

Special Accommodations: If you require special accommodations for attendance at or participation in this meeting, please notify our office 24 hours in advance at (805) 649-2251, ext. 113. (Govt. Code Section 54954.1 and 54954.2(a)).

1. CALL TO ORDER
2. ROLL CALL

3. PLEDGE OF ALLEGIANCE
4. AGENDA CONFIRMATION
5. PUBLIC COMMENTS - Presentation on District related items that are not on the agenda - three minute limit.
6. CONSENT AGENDA
  - 6.a. Accounts Payable Report.  
[Accounts Payable Report.pdf](#)  
[Accounts Payable Report 2.pdf](#)
  - 6.b. Minutes of the February 28, 2024 Board Meeting.  
[2 28 2024 Min.pdf](#)
7. ACTION ITEMS
  - 7.a. Approve an amendment to the Casitas MWD-County of Ventura lease agreement (originally executed on March 22, 1978) changing the term from the current month-to-month arrangement to a period of fifty (50) years.  
[Board Memo Lease Agreement Amendment 032724.pdf](#)  
[Casitas MWD - County of Ventura Lease RM 3-8-78 Signed Copy ATT1 032724.pdf](#)
8. DISCUSSION ITEMS/PRESENTATIONS
  - 8.a. Current Water Supply/Condition of Lake Casitas.  
[Board Info Memo on Water Supply - Lake Condition 032724.pdf](#)
9. INFORMATION ITEMS
  - 9.a. Finance Committee Minutes.  
[Finance Committee Minutes 031524.pdf](#)
  - 9.b. Hydrology Report for February 2024.  
[Hydrology Feb 2024.pdf](#)
  - 9.c. State Water Project Intertie Report.  
[SWP Intertie Project Cost 2-29-24.pdf](#)
  - 9.d. CFD 2013 Report.  
[CFD 2013-1 Project Cost 2-29-2024.pdf](#)
  - 9.e. Investment Report.  
[Investment Report FY2024 February.pdf](#)
  - 9.f. Adjudication Charges Report.

[Adjudication Charges YTD 2.29.24.pdf](#)

9.g. Consumption Report.  
[Consumption 2023-2024.pdf](#)

9.h. Financial Statements December 2023 and Non-Budgeted Items.  
[Financial Statements 12-31-2023 Summary.pdf](#)

10. GENERAL MANAGER COMMENTS

11. BOARD OF DIRECTOR REPORTS ON MEETINGS ATTENDED

12. BOARD OF DIRECTOR COMMENTS PER GOVERNMENT CODE SECTION 54954.2(a).

13. ADJOURNMENT

**CASITAS MUNICIPAL WATER DISTRICT**  
**General Fund Check Authorization**  
**Checks Dated 02-22-24 - 03-06-24**  
**Presented to the Board of Directors For Approval March 13, 2024**

<b>Check</b>	<b>Payee</b>	<b>Description</b>	<b>Amount</b>
001269	Payables Fund Account # 9759651478	Accounts Payable Batch 022824	\$ 107,095.88
001270	Payables Fund Account # 9759651478	Accounts Payable Batch 030624	\$ 761,683.20
			<u>\$ 868,779.08</u>
001271	Payroll Fund Account # 9469730919	Estimated Payroll 03/21/24	\$ 250,000.00
			<u>\$ 1,118,779.08</u>

Publication of check register is in compliance with Section 53065.6 of the Government Code which requires the District to disclose reimbursements to employees and/or directors.

The above numbered checks, 001269-001271 have been duly audited is hereby certified as correct.




---

Janyne Brown, Chief Financial Officer

## *A/P Fund*

Publication of check register is in compliance with Section 53065.6 of the Government Code which requires the District to disclose reimbursements to employees and/or directors.

001269    A/P Checks:                    052180-052234  
          A/P Draft                    000775-000776  
          Voids:  
          052214 - Meiners Oaks Ace Hardware - Continuation of detail of check #052213

001270    A/P Checks:                    052236-052325  
          A/P Draft                    000777-000784  
          Voids:  
          052280 - Meiners Oaks Ace Hardware - Continuation of detail of check #052279



---

Janyne Brown, Chief Financial Officer

CERTIFICATION

Payroll disbursements for the pay period ending 03/02/24

Pay Date 03/07/24

have been duly audited and are  
hereby certified as correct.

Signed: Jayne Brown

Jayne Brown

VENDOR I.D.	NAME	STATUS	CHECK DATE	INVOICE AMOUNT	DISCOUNT	CHECK NO	CHECK STATUS	CHECK AMOUNT
C-CHECK	VOID CHECK	V	2/28/2024			052214		
C-CHECK	VOID CHECK	V	3/06/2024			052280		

* * T O T A L S * *	NO	INVOICE AMOUNT	DISCOUNTS	CHECK AMOUNT
REGULAR CHECKS:	0	0.00	0.00	0.00
HAND CHECKS:	0	0.00	0.00	0.00
DRAFTS:	0	0.00	0.00	0.00
EFT:	0	0.00	0.00	0.00
NON CHECKS:	0	0.00	0.00	0.00
VOID CHECKS:	2			
VOID DEBITS		0.00		
VOID CREDITS		0.00	0.00	

TOTAL ERRORS: 0

VENDOR SET: 01 BANK:	TOTALS:	NO	INVOICE AMOUNT	DISCOUNTS	CHECK AMOUNT
		2	0.00	0.00	0.00
BANK:	TOTALS:	2	0.00	0.00	0.00

VENDOR I.D.	NAME	STATUS	CHECK DATE	INVOICE AMOUNT	DISCOUNT	CHECK NO	CHECK STATUS	CHECK AMOUNT
01483	CORVEL CORPORATION							
I-022724-CMWD	Corvel Claims - 02/20-02/26/24	D	2/28/2024	1,920.80		000775		1,920.80
06170	Multi Service Technlogy Solut							
I-42e031b9	Gas Engine Pump - WP	D	2/28/2024	311.01		000776		311.01
01483	CORVEL CORPORATION							
I-030524-CMWD	Corvel Claims - 02/24-03/04/24	D	3/06/2024	4,966.28		000777		4,966.28
06170	Multi Service Technlogy Solut							
I-1591d02a	Cast Iron Sewage - WP	D	3/06/2024	390.41		000778		
I-3521a516	Badland 9.5K Winch - LCRA	D	3/06/2024	420.20		000778		810.61
05973	Mechanics Bank Credit Card							
I-022624a	Lunch for crew - Feb Storm	D	3/06/2024	134.65		000779		
I-022624b	WWP Training - TP & UT	D	3/06/2024	1,050.00		000779		
I-022624c	VC Star - MGMT	D	3/06/2024	39.00		000779		
I-022624d	EaseUS Disk Copy Technician	D	3/06/2024	59.90		000779		
I-022624e	ACWA Conference - BOARD	D	3/06/2024	840.00		000779		
I-022624f	EaseUS Disk Copy Technician	D	3/06/2024	239.20		000779		
I-022624g	Trivia Tuesday - PR	D	3/06/2024	42.00		000779		
I-022624h	Lunch Recreation Dept Meeting	D	3/06/2024	45.96		000779		
I-022624i	Lunch Board Meeting	D	3/06/2024	45.70		000779		
I-022624j	Microsoft Licenses - IT	D	3/06/2024	643.50		000779		
I-022624k	Lunch Calleguas Meeting	D	3/06/2024	107.46		000779		
I-022624l	Westridge Robles Storm Operati	D	3/06/2024	24.99		000779		3,272.36
00128	INTERNAL REVENUE SERVICE							
I-T1 202403042271	Federal Withholding	D	3/06/2024	47,729.62		000780		
I-T3 202403042271	SS Withholding	D	3/06/2024	50,199.36		000780		
I-T4 202403042271	Medicare Withholding	D	3/06/2024	11,740.20		000780		109,669.18
00187	CALPERS							
I-PBB202403042271	PERS BUY BACK	D	3/06/2024	130.46		000781		
I-PBP202403042271	PERS BUY BACK	D	3/06/2024	161.96		000781		
I-PEB202403042271	PEPRA EMPLOYEES PORTION	D	3/06/2024	15,829.18		000781		
I-PEM202403042271	PERS EMPLOYEE PORTION MGMT	D	3/06/2024	2,025.07		000781		
I-PER202403042271	PERS EMPLOYEE PORTION	D	3/06/2024	7,003.34		000781		
I-PRB202403042271	PEBRA EMPLOYER PORTION	D	3/06/2024	15,686.19		000781		
I-PRR202403042271	PERS EMPLOYER PORTION	D	3/06/2024	13,911.51		000781		54,747.71
00180	S.E.I.U. - LOCAL 721							
I-COP202403042271	SEIU 721 COPE	D	3/06/2024	2.50		000782		
I-UND202403042271	UNION DUES	D	3/06/2024	889.25		000782		891.75



VENDOR I.D.	NAME	STATUS	CHECK DATE	INVOICE AMOUNT	DISCOUNT	CHECK NO	CHECK STATUS	CHECK AMOUNT
00049	STATE OF CALIFORNIA							
I-SDI202403042271	CASDI Withholding	D	3/06/2024	2,757.17		000783		
I-T2 202403042271	STATE WITHHOLDING (CA)	D	3/06/2024	18,825.26		000783		21,582.43
05790	STATE OF OREGON							
I-OST202403042271	OR STATE TRANSIT TAX	D	3/06/2024	6.24		000784		
I-T2 202403042271	STATE WITHHOLDING (OR)	D	3/06/2024	457.81		000784		464.05
06123	120 Water Audit, Inc							
I-4891	LCRR Service Line Inventory	R	2/28/2024	7,740.00		052180		7,740.00
00010	AIRGAS USA LLC							
I-9146571933	Welding Supplies - PL	R	2/28/2024	1,341.07		052181		
I-9146757566	Acetylene & Oxygen - WP	R	2/28/2024	513.31		052181		1,854.38
03044	Amazon Capital Services							
C-19LN-J694-L743	PVC Bulkhead Water Tank Connec	R	2/28/2024	12.86CR		052182		
I-171X-3D4Q-RF9G	Bankers Boxes - WP	R	2/28/2024	75.06		052182		
I-19XC-3HF4-D9LK	Plastic Silverware - LCRA	R	2/28/2024	22.51		052182		
I-1D6W-GG6D-GP77	Flat Belt - Unit J01	R	2/28/2024	123.90		052182		
I-1QHG-HRP1-3DT6	Shoe Dryers - MAINT	R	2/28/2024	53.61		052182		
I-1QKR-917D-6TM9	USB Adapter Mini Multiport Exp	R	2/28/2024	15.84		052182		
I-1TLX-C37X-DWW6	Chainsaw Chaps Apron - LCRA	R	2/28/2024	128.68		052182		
I-1V9Q-M169-6Y6X	Stihl Trimmer - LCRA	R	2/28/2024	120.63		052182		527.37
01543	ASTRA INDUSTRIAL SERVICES, INC							
I-290261	Valves - LCRA	R	2/28/2024	14,279.20		052183		14,279.20
01666	AT & T							
I-000021320435	Acct#9391062398	R	2/28/2024	405.87		052184		405.87
01666	AT & T							
I-000021322371	Acct#9391064013	R	2/28/2024	29.35		052185		29.35
00021	AWA OF VENTURA COUNTY							
I-06-15471	Water Wise Breakfast - BOARD	R	2/28/2024	120.00		052186		120.00
04111	Roadpost, Inc.							
I-BU01651711	Sat Phone Service - TP	R	2/28/2024	66.95		052187		66.95
00463	Cal-Coast Machinery							
I-881258	Starting A - LCRA	R	2/28/2024	45.58		052188		
I-882556	Snap Ring - LCRA	R	2/28/2024	5.16		052188		50.74

VENDOR I.D.	NAME	STATUS	CHECK DATE	INVOICE AMOUNT	DISCOUNT	CHECK NO	CHECK STATUS	CHECK AMOUNT
00117	CERTEX USA, INC							
I-10821294-00	LEG Chain Sling - WP	R	2/28/2024	422.79		052189		
I-10821542-00	3/8 SS Type 304 Cable - PL	R	2/28/2024	1,422.14		052189		1,844.93
05774	CliftonLarsonAllen LLP							
I-L241083793	Audit Service 22-23	R	2/28/2024	550.00		052190		550.00
00058	COAST TO COAST							
I-53834	Carbon Bushes & Shrink Tub -WP	R	2/28/2024	43.91		052191		43.91
02214	CS-amsco							
I-19174Rev	12" DeZURIK - TP	R	2/28/2024	4,582.36		052192		4,582.36
00079	DANIELS TIRE SERVICE							
I-250132893	Backhoe Tires - Unit 109	R	2/28/2024	2,540.58		052193		2,540.58
00740	DELL MARKETING L.P.							
I-10733308554	Optiplex Small Form Factor -EM	R	2/28/2024	1,102.53		052194		
I-10733308562	Optiplex Samll Form Factor -PL	R	2/28/2024	2,205.05		052194		3,307.58
00081	DELTA LIQUID ENERGY							
I-2839	Propane - TP	R	2/28/2024	494.30		052195		494.30
06127	Dion & Sons, Inc							
I-SP22768	Diesel - LCRA	R	2/28/2024	2,896.55		052196		
I-SP22769	Gas - LCRA	R	2/28/2024	2,624.83		052196		
I-SP22770	Gas - DO	R	2/28/2024	4,369.07		052196		
I-SP22832	Diesel - Portable Tank	R	2/28/2024	2,416.58		052196		12,307.03
06185	Andrea Douglas							
I-1349911	Camping Cancellation - LCRA	R	2/28/2024	54.00		052197		54.00
02667	Digital Telecommunications Cor							
I-50410	Remote Support - IT	R	2/28/2024	415.00		052198		415.00
00086	E.J. Harrison & Sons Inc							
I-1310	Acct#500546088	R	2/28/2024	3,130.91		052199		3,130.91
00086	E.J. Harrison & Sons Inc							
I-1323	Acct#500890288	R	2/28/2024	105.32		052200		105.32
00086	E.J. Harrison & Sons Inc							
I-35818	Acct#1C00053370	R	2/28/2024	318.40		052201		318.40

VENDOR I.D.	NAME	STATUS	CHECK DATE	INVOICE AMOUNT	DISCOUNT	CHECK NO	CHECK STATUS	CHECK AMOUNT
00091	ERNST & YOUNG LLP I-US01U001379506 Client#0012205436	R	2/28/2024	1,429.00		052202		1,429.00
00095	FAMCON PIPE & SUPPLY I-S100103486.006 C8633NL 3/4" Ford - PL I-S100120218.001 Saddles - PL I-S100120690.001 Male Camlock Adapter - LCRA	R R R	2/28/2024 2/28/2024 2/28/2024	223.35 521.24 53.63		052203 052203 052203		798.22
00099	FGL ENVIRONMENTAL I-401168A Nitrate Monitoring 01/23/24 I-401479A Nitrate Monitoring 01/30/24 I-402126A Lab Water Quality 02/12/24	R R R	2/28/2024 2/28/2024 2/28/2024	66.00 66.00 64.00		052204 052204 052204		196.00
00101	FISHER SCIENTIFIC I-0156714 Lab Coat - LAB	R	2/28/2024	50.85		052205		50.85
06186	Laurel Flack I-1350411 Camping Cancellation - LCRA	R	2/28/2024	79.00		052206		79.00
00104	FRED'S TIRE MAN I-153711 Tires - LCRA	R	2/28/2024	123.66		052207		123.66
00115	GRAINGER, INC C-9000970690 Solenoid Valve Return - EM I-9014649140 Coil Only 24VDC - EM I-9020525870 Brake Parts Cleaner - EM I-9029622447 Beacon Horn CP #38 - TP	R R R R	2/28/2024 2/28/2024 2/28/2024 2/28/2024	488.50CR 188.26 131.10 173.71		052208 052208 052208 052208		4.57
05746	Hasa Inc. I-943427 Chlorine for Ojai Sys - TP	R	2/28/2024	1,130.66		052209		1,130.66
00596	HOME DEPOT I-3802537 27 Gallon Tote - TP I-3802538 Tool Box & Pipe Wrench - TP	R R	2/28/2024 2/28/2024	239.91 492.88		052210 052210		732.79
06187	Linda Leighton I-1350710 Camping Cancellation - LCRA	R	2/28/2024	94.00		052211		94.00
00360	LESLIE'S POOL SUPPLIES, INC I-00142-01-065265 Chlorine Tabs/Liquid - TP	R	2/28/2024	275.71		052212		275.71
00151	MEINERS OAKS ACE HARDWARE I-070160 Tube Strap - LCRA I-070632 Jelly Jar LED - LCRA I-070673 Fuse Automotive - LCRA I-070722 Stain Minwax & Hillman Bolts I-071056 Fittings - WP I-071243 Tote Utility & Trash Bags - WP	R R R R R R	2/28/2024 2/28/2024 2/28/2024 2/28/2024 2/28/2024 2/28/2024	1.39 31.22 32.16 28.58 157.60 231.54		052213 052213 052213 052213 052213 052213		

VENDOR I.D.	NAME	STATUS	CHECK DATE	INVOICE AMOUNT	DISCOUNT	CHECK NO	CHECK STATUS	CHECK AMOUNT
I-071337	Lube Wire Pulling & Duck Tape	R	2/28/2024	31.68		052213		
I-071357	Rope Brad - FISH	R	2/28/2024	15.60		052213		
I-071464	Elec Tape & Swivel Eye - WP	R	2/28/2024	45.41		052213		
I-071508	Outlets - WP	R	2/28/2024	124.88		052213		
I-071559	Link Chain Quick & Elect Tape	R	2/28/2024	124.55		052213		
I-071578	Coupling - WP	R	2/28/2024	8.87		052213		
I-071584	Brush & Sanddisc - LCRA	R	2/28/2024	28.83		052213		
I-071871	Latch Storage Box - FISH	R	2/28/2024	41.70		052213		
I-071937	Torch Kit Weed - PL	R	2/28/2024	78.07		052213		982.08
03444	Mission Linen Supply							
I-521070292	Uniform Pants - PL	R	2/28/2024	46.79		052215		
I-521070293	Uniform Pants - MAINT	R	2/28/2024	28.13		052215		
I-521070296	Uniform Pants - TP	R	2/28/2024	53.41		052215		128.33
05977	ODP Business Solutions, LLC							
I-354917038001	Office Chair - TP	R	2/28/2024	1,163.54		052216		
I-355009251001	Office Chair - TP	R	2/28/2024	387.85		052216		1,551.39
01570	Ojai Auto Supply							
I-586953	Fuse & Blue Fef - LCRA	R	2/28/2024	59.08		052217		
I-587001	Battery - Unit 100	R	2/28/2024	229.54		052217		288.62
00165	OJAI LUMBER CO, INC							
I-2402-774351	6-Mil Clear Poly - PL	R	2/28/2024	115.82		052218		
I-2402-775346	Wood - WP	R	2/28/2024	167.84		052218		283.66
00884	OJAI TERMITE & PEST CONTROL, I							
I-250033	Rodent Control - 2035 Grand Av	R	2/28/2024	75.00		052219		75.00
00168	OJAI VALLEY NEWS							
I-8341	Ad 01/19/24	R	2/28/2024	183.00		052220		183.00
00790	PROFORMA							
I-BI85011771A	Retro Patch - MAINT	R	2/28/2024	107.75		052221		
I-BI85011881B	Gilliam Vest - IT	R	2/28/2024	402.08		052221		509.83
06188	Anthony Rincon							
I-1350414	Camping Cancellation - LCRA	R	2/28/2024	231.00		052222		231.00
06189	Michael Savaikie							
I-1350530	Camping Cancellation - LCRA	R	2/28/2024	231.00		052223		231.00

VENDOR I.D.	NAME	STATUS	CHECK DATE	INVOICE AMOUNT	DISCOUNT	CHECK NO	CHECK STATUS	CHECK AMOUNT
05678	Kathy Sheehan							
I-1350378	Camping Cancellation - LCRA	R	2/28/2024	94.00		052224		94.00
06183	Sitelogiq Inc							
I-008254	Development Fee Energy Managem	R	2/28/2024	12,500.00		052225		12,500.00
00215	SOUTHERN CALIFORNIA EDISON							
C-102323	Acct#700759897236	R	2/28/2024	56.61CR		052226		
I-012424	Acct#700759897236	R	2/28/2024	16.37		052226		
I-022124a	Acct#700533992421	R	2/28/2024	17,742.07		052226		
I-022124b	Acct#700625798978	R	2/28/2024	1,281.24		052226		
I-022324a	Acct#700759897236	R	2/28/2024	14.88		052226		
I-022324b	Acct#700356078152	R	2/28/2024	259.58		052226		
I-022324c	Acct#700237081885	R	2/28/2024	1,296.45		052226		
I-112223c	Acct#700759897236	R	2/28/2024	15.88		052226		
I-122623	Acct#700759897236	R	2/28/2024	14.88		052226		20,584.74
00216	Southern California Gas Co.							
I-022624a	Acct#00801443003	R	2/28/2024	955.74		052227		
I-022624b	Acct#18231433006	R	2/28/2024	229.98		052227		1,185.72
06190	Judith Stafford							
I-1346199	Camping Cancellation - LCRA	R	2/28/2024	194.00		052228		194.00
01147	SUPERIOR GATE SYSTEMS							
I-5074	Fix Oilve Street Gate - MAINT	R	2/28/2024	550.00		052229		550.00
06064	T-Mobile							
I-022624	Acct#987771959	R	2/28/2024	31.15		052230		31.15
01959	The Wharf							
I-10000012108	Uniform Shirts & Hoddie - EM	R	2/28/2024	1,070.09		052231		1,070.09
00825	USA BLUEBOOK							
I-INV00211812	SI1000 PH Probe - Lab	R	2/28/2024	450.95		052232		
I-INV00273755	Hach DPD - LAB	R	2/28/2024	255.21		052232		
I-INV00287032	Free/Total Ammonia and Mono	R	2/28/2024	1,000.77		052232		1,706.93
09955	VENTURA WHOLESALE ELECTRIC							
I-307343	Angle Conn - WP	R	2/28/2024	81.14		052233		
I-307609	Metallic Tubing - WP	R	2/28/2024	21.33		052233		
I-308153	10 Solid Thhn & 6 Str Copper	R	2/28/2024	1,158.31		052233		
I-308155	6 Str Copper Thhn - WP	R	2/28/2024	1,276.84		052233		2,537.62

VENDOR I.D.	NAME	STATUS	CHECK DATE	INVOICE AMOUNT	DISCOUNT	CHECK NO	CHECK STATUS	CHECK AMOUNT
00330	WHITE CAP CONSTRUCTION SUPPLY							
I-10019453438	Mesh Silver Sand - WP	R	2/28/2024	14.86		052234		
I-10019536310	Supplies/Safety Items - PL	R	2/28/2024	248.41		052234		263.27
06069	Access VG, LLC							
I-INV-463465	Access Perk Enterprise - HR	R	3/06/2024	900.00		052235		900.00
00004	ACWA JOINT POWERS INSURANCE AU							
I-0702057	Health Insurance 04/24	R	3/06/2024	173,004.48		052236		173,004.48
00010	AIRGAS USA LLC							
I-9147302196	Welding/Safety Supplies - PL	R	3/06/2024	676.10		052237		676.10
00012	ALL-PHASE ELECTRIC SUPPLY CO.							
I-5665-1048711	F-Glsdd Box/Cvr - LAB	R	3/06/2024	445.59		052238		
I-5665-1048712	3/4 Lb Conduit Body - EM	R	3/06/2024	236.40		052238		
I-5665-1048713	Tape Roll & Silicone Sealant	R	3/06/2024	262.36		052238		944.35
09569	ALLCABLE							
I-4042144	PVC for Fro Fat Pipe - LAB	R	3/06/2024	458.85		052239		458.85
03044	Amazon Capital Services							
I-13X4-Q97C-H4MN	Fishing Boot & Wader Bags -ENG	R	3/06/2024	107.22		052240		
I-13YY-WPQY-HHV9	Megaphone Portable - SAFE	R	3/06/2024	75.06		052240		
I-16RH-MMYG-V7FC	Grill Covers - LAB	R	3/06/2024	26.80		052240		
I-1FMG-DRJX-49Q4	Gloves, Punch Set & Husky File	R	3/06/2024	207.48		052240		
I-1FMG-DRJX-Q1N7	Concealed Straight Valve - WP	R	3/06/2024	127.77		052240		
I-1FW9-P7T4-3XQY	Socket & Ratchet Set - TP	R	3/06/2024	269.21		052240		
I-1V3Y-M9VF-VYFF	Mower Replacement Blade - LCRA	R	3/06/2024	53.61		052240		
I-1XXC-WMNF-7RDO	View Mirror - Unit 114	R	3/06/2024	54.64		052240		
I-1YJJ-KMT7-J1QW	Light bulb - TP	R	3/06/2024	122.22		052240		1,044.01
06192	Animas Valley Institute							
I-1353842	Camping Cancellation - LCRA	R	3/06/2024	388.00		052241		388.00
01703	ARNOLD LAROCHELLE MATTHEWS							
I-9834	Metter #5088-001	R	3/06/2024	4,032.00		052242		4,032.00
02179	Art Street Interactive							
I-2804	Reservation Sys. Hosting/Maint	R	3/06/2024	549.70		052243		549.70
00434	ASSOCIATION OF CALIFORNIA							
I-0111124	2024 Annual Agency Dues	R	3/06/2024	26,490.00		052244		26,490.00

VENDOR I.D.	NAME	STATUS	CHECK DATE	INVOICE AMOUNT	DISCOUNT	CHECK NO	CHECK STATUS	CHECK AMOUNT
01666 I-000021359906	AT & T Acct#9391080431	R	3/06/2024	920.68		052245		920.68
00021 I-06-15325	AWA OF VENTURA COUNTY 2024 Annual Membership	R	3/06/2024	6,000.00		052246		6,000.00
00030 I-1900997486 I-1900997487	B&R TOOL AND SUPPLY CO Chain Sprocket - LCRA 7/8 ID Replacement Torsion Spr	R R	3/06/2024 3/06/2024	46.20 128.33		052247 052247		174.53
00679 I-S3108567.001 I-S3108567.002	BAKERSFIELD PIPE & SUPPLY INC Thread Sealant - UT Thread Sealant - UT	R R	3/06/2024 3/06/2024	31.06 155.33		052248 052248		186.39
06193 I-1349985	Susan Barrett Camping Cancellation - LCRA	R	3/06/2024	231.00		052249		231.00
06194 I-1352251	Janie Belmont Camping Cancellation - LCRA	R	3/06/2024	198.00		052250		198.00
03059 I-BPI411909	Brenntag Pacific Inc. Sodium Bisulfate - TP	R	3/06/2024	795.34		052251		795.34
09983 I-MD-2024-37	California Water Efficiency Pa CalWEP/AWE Member Dues	R	3/06/2024	2,746.25		052252		2,746.25
05995 I-32087636	Canon Financial Services Copier Rental - ADM	R	3/06/2024	233.11		052253		233.11
06004 I-OJ018169 I-OJ018368	Catalina Paints Drylok Extreme Masonry - WP Paint - PL	R R	3/06/2024 3/06/2024	67.43 30.18		052254 052254		97.61
01843 I-1098062	COASTAL COPY Copier Usage - LCRA	R	3/06/2024	177.25		052255		177.25
00059 I-S2247424.001	COASTAL PIPCO Coupling & Adapter - LCRA	R	3/06/2024	16.79		052256		16.79
01764 I-DP2400935	DataProse, LLC UB Mailing 02/24	R	3/06/2024	4,608.69		052257		4,608.69
02480 I-2401192	David Taussig & Associates, In D23-00115 CFD Tax Admin	R	3/06/2024	750.00		052258		750.00

VENDOR I.D.	NAME	STATUS	CHECK DATE	INVOICE AMOUNT	DISCOUNT	CHECK NO	CHECK STATUS	CHECK AMOUNT
05806	Deere Credit Inc							
I-2882124	Tractor - Dist Maint	R	3/06/2024	22,680.66		052259		22,680.66
03910	DoiT International USA, INC							
I-IN244001753	Google Apps 02/24	R	3/06/2024	2,652.00		052260		2,652.00
06195	Chantel Duker							
I-1354305	Camping Cancellation - LCRA	R	3/06/2024	620.00		052261		620.00
00086	E.J. Harrison & Sons Inc							
I-35834	Acct#1C00054230	R	3/06/2024	2,305.96		052262		2,305.96
00086	E.J. Harrison & Sons Inc							
I-35835	Acct#1C00054240	R	3/06/2024	506.09		052263		506.09
10085	ELIFEGUARD, INC.							
C-76602b	Accrue Use Tax	R	3/06/2024	108.96CR		052264		
D-76602a	Accrue Use Tax	R	3/06/2024	108.96		052264		
I-76602	Lifeguard Supplies - WP	R	3/06/2024	1,502.93		052264		1,502.93
06108	EMCOR Service Mesa Energy							
I-911012220	AC Service - LCRA	R	3/06/2024	2,079.75		052265		
I-911012307	Repair Boiler DO - MAINT	R	3/06/2024	779.23		052265		
I-911012308	Repair Boiler DO - MAINT	R	3/06/2024	2,010.51		052265		4,869.49
00415	F.H. PUMPS INC.							
I-92478	Motor Repair - WP	R	3/06/2024	6,062.84		052266		6,062.84
00095	FAMCON PIPE & SUPPLY							
I-S100121772.001	4" Companion Flange - PL	R	3/06/2024	306.95		052267		
I-S100121982.001	Elbow & Flange End - PL	R	3/06/2024	632.78		052267		939.73
00099	FGL ENVIRONMENTAL							
I-401801A	OWS-San Antonio Filter 02/06/2	R	3/06/2024	23.00		052268		
I-402122A	TCP Monitoring 02/12/24	R	3/06/2024	225.00		052268		
I-402131A	Nitrate Monitoring 02/13/24	R	3/06/2024	66.00		052268		314.00
00101	FISHER SCIENTIFIC							
I-0193184	Test Tubes - LAB	R	3/06/2024	111.70		052269		111.70
00104	FRED'S TIRE MAN							
I-153388	Tire - WP	R	3/06/2024	91.86		052270		91.86



VENDOR I.D.	NAME	STATUS	CHECK DATE	INVOICE AMOUNT	DISCOUNT	CHECK NO	CHECK STATUS	CHECK AMOUNT
04022	Hammer, Jewell & Associates							
I-203324	Ventura-SB Row Srvs - ENG	R	3/06/2024	185.00		052271		185.00
05746	Hasa Inc.							
I-943937	Chlorine for Ojai Sys - TP	R	3/06/2024	4,045.17		052272		4,045.17
00894	HOSE-MAN, INC.							
I-00057564	Hose - WP	R	3/06/2024	310.14		052273		310.14
09910	J.W. ENTERPRISES							
I-375459	CT Pumping - 4M PP	R	3/06/2024	80.50		052274		
I-375460	CT Pumping - GRAND AVE.	R	3/06/2024	80.50		052274		
I-375461	CT Pumping - SA PLANT	R	3/06/2024	161.00		052274		
I-375462	CT Pumping - 3M PUMP	R	3/06/2024	80.50		052274		
I-375463	CT Pumping - FAIRVIEW RES.	R	3/06/2024	80.50		052274		
I-375464	CT Pumping - CASITAS DAM	R	3/06/2024	80.50		052274		
I-375465	CT Pumping - BATES RES.	R	3/06/2024	80.50		052274		
I-375466	CT Pumping - 2015 GRAND AVE	R	3/06/2024	80.50		052274		724.50
02344	Janitek Cleaning Solutions							
I-52262A	Janitorial Service - DO	R	3/06/2024	1,354.50		052275		1,354.50
02658	Liebert Cassidy Whitmore							
I-252642	Metter #CA182-00013	R	3/06/2024	1,794.00		052276		
I-255878	Metter #CA182-00013	R	3/06/2024	78.00		052276		
I-260205	Metter #CA182-00013	R	3/06/2024	910.00		052276		2,782.00
06066	Loomis							
I-13426551	Armored Truck Service - LCRA	R	3/06/2024	321.01		052277		321.01
00280	MCCARTY & SONS TOWING, INC							
I-249113	Tow Excavator - PL	R	3/06/2024	340.00		052278		340.00
00151	MEINERS OAKS ACE HARDWARE							
I-070718	Staples & Clamp - IT	R	3/06/2024	38.16		052279		
I-071603	Sprypaint - EM	R	3/06/2024	32.18		052279		
I-071684	Nozzle Gun, Bolts & Screws - L	R	3/06/2024	22.07		052279		
I-071885	Solder no Lead & Everflux - WP	R	3/06/2024	78.51		052279		
I-072102	Batteries, Wrap Pipe & Broom	R	3/06/2024	141.71		052279		
I-072159	Fittings - WP	R	3/06/2024	61.16		052279		
I-072166	Clamps - PL	R	3/06/2024	17.47		052279		
I-072192	Bolts & Screws - LCRA	R	3/06/2024	2.52		052279		
I-072217	Engine Brite Low - LCRA	R	3/06/2024	40.06		052279		
I-072225	Tape Measure & Glue - UT	R	3/06/2024	55.93		052279		
I-072309	Fittings - UT	R	3/06/2024	157.91		052279		
I-072387	Couple & Bushing - WP	R	3/06/2024	7.79		052279		
I-072428	Adapter & Couple PVC - WP	R	3/06/2024	75.39		052279		
I-072454	Tiedown Rtcht & Shackle - UT	R	3/06/2024	32.35		052279		

VENDOR I.D.	NAME	STATUS	CHECK DATE	INVOICE AMOUNT	DISCOUNT	CHECK NO	CHECK STATUS	CHECK AMOUNT
I-072518	Electric Tape & Fittings - WP	R	3/06/2024	168.64		052279		
I-072556	Reducing Bush - WP	R	3/06/2024	1.56		052279		
I-072684	Clamps & Gloves - UT	R	3/06/2024	53.52		052279		
I-072723	Wire Brush & Cap - WP	R	3/06/2024	27.85		052279		
I-072795	Shade Cloth - UT	R	3/06/2024	37.77		052279		1,052.55
06196	Shannon Meyers							
I-18479-R	Camping Cancellation - LCRA	R	3/06/2024	117.33		052281		117.33
03444	Mission Linen Supply							
I-521051033	Uniform Pants - TP	R	3/06/2024	50.00		052282		
I-521113549	Uniform Pants - PL	R	3/06/2024	46.79		052282		
I-521113550	Uniform Pants - MAINT	R	3/06/2024	28.13		052282		
I-521113553	Uniform Pants - TP	R	3/06/2024	53.41		052282		178.33
05967	Mobile Relay Associates, LLC							
I-80021934	Mobile Radio Digital - SAFE	R	3/06/2024	1,260.00		052283		1,260.00
06184	NovaLynx Corporation							
I-60199	Refurbish English Hook Gauge	R	3/06/2024	525.60		052284		525.60
05977	ODP Business Solutions, LLC							
I-354655851001	Office Chairs - PL	R	3/06/2024	2,327.07		052285		2,327.07
01570	Ojai Auto Supply							
I-584516	Blades - WP	R	3/06/2024	37.62		052286		
I-586411	Battery - WP	R	3/06/2024	110.37		052286		
I-587499	Door Handle - WP	R	3/06/2024	113.67		052286		261.66
00884	OJAI TERMITE & PEST CONTROL, I							
I-250242	Rodent Control - 1890 Casitas	R	3/06/2024	89.00		052287		
I-250397	Rodent Control - Casitas 2	R	3/06/2024	85.00		052287		174.00
00169	OJAI VALLEY SANITARY DISTRICT							
I-25950	Cust #20594	R	3/06/2024	324.97		052288		324.97
06197	Jerry Petersen							
I-1353035	Camping Cancellation - LCRA	R	3/06/2024	28.00		052289		28.00
00686	POLLARD WATER							
I-0256567	Dechlor Tablets - LAB	R	3/06/2024	257.83		052290		257.83
01439	PRECISION POWER EQUIPMENT							
I-59142	Deflector - MAINT	R	3/06/2024	14.97		052291		14.97

VENDOR I.D.	NAME	STATUS	CHECK DATE	INVOICE AMOUNT	DISCOUNT	CHECK NO	CHECK STATUS	CHECK AMOUNT
06198	Renne Rector							
I-1349946	Camping Cancellation - LCRA	R	3/06/2024	65.00		052292		65.00
00306	Rincon Consultants, Inc.							
I-54469	VTA-CARP Intertie Service -ENG	R	3/06/2024	1,856.50		052293		1,856.50
02837	Sam Hill & Sons, Inc.							
I-4803	Fox Barranca Tie-In - ENG	R	3/06/2024	116,350.43		052294		116,350.43
03669	Sierra Traffic Service, Inc.							
I-44357	Traffic Cntrl-Creej Rd Repair	R	3/06/2024	1,896.75		052295		1,896.75
00875	Caron Smith							
I-030124	Reimburse Expenses 02/24	R	3/06/2024	186.92		052296		186.92
00608	SMITH PIPE & SUPPLY INC.							
I-4115605	Weed Killer Spray - MAINT	R	3/06/2024	3,852.28		052297		3,852.28
06199	Pamela Sollie							
I-1353138	Camping Cancellation - LCRA	R	3/06/2024	130.00		052298		130.00
00215	SOUTHERN CALIFORNIA EDISON							
I-022724	Acct#700387230310	R	3/06/2024	22.01		052299		
I-022924	Acct#700028645962	R	3/06/2024	51,220.09		052299		
I-030424	Acct#700029026585	R	3/06/2024	2,314.63		052299		
I-030524a	Acct#700009638309	R	3/06/2024	21.06		052299		
I-030524b	Acct#700028735181	R	3/06/2024	8,791.42		052299		
I-030524c	Acct#700030209177	R	3/06/2024	16,692.77		052299		
I-030524d	Acct#700598317666	R	3/06/2024	39.15		052299		79,101.13
06200	George Stigile							
I-1350328	Camping Cancellation - LCRA	R	3/06/2024	438.00		052300		438.00
01964	Surface Pump Inc.							
I-0156803-IN	Raw Water Rapid Mix Pump - TP	R	3/06/2024	8,715.88		052301		8,715.88
02323	Mitch Tull							
I-Feb 24	Reimburse Expenses 02/24	R	3/06/2024	100.00		052302		
I-Jan 24	Reimburse Expenses 01/24	R	3/06/2024	91.41		052302		191.41
00825	USA BLUEBOOK							
I-INV00291283	Sample Vials - TP	R	3/06/2024	194.60		052303		194.60

VENDOR I.D.	NAME	STATUS	CHECK DATE	INVOICE AMOUNT	DISCOUNT	CHECK NO	CHECK STATUS	CHECK AMOUNT
03058	VC Metals Inc							
I-75424	Carbon Rect Tube - WP	R	3/06/2024	129.30		052304		129.30
00239	VENTURA CHAMBER OF COMMERCE							
I-61495097491	2024 Membership Dues	R	3/06/2024	997.00		052305		997.00
00254	VENTURA LOCKSMITHS							
I-AJ022624-1	Duplicate Key - MAINT	R	3/06/2024	26.94		052306		26.94
00257	VENTURA RIVER WATER DISTRICT							
I-022924	Acct#5-37500A	R	3/06/2024	47.14		052307		47.14
09955	VENTURA WHOLESALE ELECTRIC							
C-308153b	CR On Account	R	3/06/2024	86.20CR		052308		
I-308062	Wire - WP	R	3/06/2024	161.63		052308		
I-308366	Wire - WP	R	3/06/2024	237.05		052308		312.48
00250	COUNTY OF VENTURA							
I-IN0250023	CUPA Fees - Miramonte Well	R	3/06/2024	785.60		052309		785.60
01283	Verizon Wireless							
I-9958267739	Monthly Cell Charges - DO	R	3/06/2024	4,442.28		052310		
I-9958268090	Monthly Cell Charges - LCRA	R	3/06/2024	455.61		052310		4,897.89
01396	VULCAN CONSTRUCTION MATERIALS							
I-73924838	Cold Mix - Proj 904	R	3/06/2024	1,365.83		052311		1,365.83
02854	Water Works Engineers, LLC							
I-14818	W&EOjai Ave Pipeline Replaceme	R	3/06/2024	37,696.50		052312		37,696.50
00663	WAXIE SANITARY SUPPLY							
I-82318197	Janitorial Supplies - DO	R	3/06/2024	2,420.26		052313		2,420.26
00330	WHITE CAP CONSTRUCTION SUPPLY							
I-50025523629	Sandbag - LCRA	R	3/06/2024	29.63		052314		29.63
06182	WorkEasy Software, LLC							
I-EW190579	Workeasy Software - LCRA	R	3/06/2024	300.00		052315		300.00
06201	Ethen Yi							
I-1350776	Camping Cancellation - LCRA	R	3/06/2024	74.00		052316		74.00
03019	YSI Incorporated							
I-1065028	Robles Orifice Kit - ENG	R	3/06/2024	457.55		052317		457.55

VENDOR I.D.	NAME	STATUS	CHECK DATE	INVOICE AMOUNT	DISCOUNT	CHECK NO	CHECK STATUS	CHECK AMOUNT
06056	Ameriflex							
I-FSA202403042271	FSA Deduction	R	3/06/2024	1,186.44		052318		1,186.44
00124	ICMA RETIREMENT TRUST - 457							
I-DCI202403042271	DEFERRED COMP FLAT	R	3/06/2024	2,359.62		052319		
I-DI%202403042271	DEFERRED COMP PERCENT	R	3/06/2024	126.07		052319		2,485.69
00985	NATIONWIDE RETIREMENT SOLUTION							
I-CUN202403042271	457 CATCH UP	R	3/06/2024	1,184.90		052320		
I-DCN202403042271	DEFERRED COMP FLAT	R	3/06/2024	10,737.91		052320		
I-DN%202403042271	DEFERRED COMP PERCENT	R	3/06/2024	964.80		052320		12,887.61
1	LLC, 1010 OJAI							
I-000202403012266	US REFUND	R	3/06/2024	13.25		052321		13.25
1	BURNS-PACIFIC CONSTR							
I-000202403012267	US REFUND	R	3/06/2024	500.00		052322		500.00
1	J&H ENGINEERING							
I-000202403012268	US REFUND	R	3/06/2024	500.00		052323		500.00
1	TORO ENTERPRISES, IN							
I-000202403012269	US REFUND	R	3/06/2024	300.00		052324		300.00
1	VERONICA WILLIAMS							
I-000202403012270	US REFUND	R	3/06/2024	21.80		052325		21.80

* * T O T A L S * *	NO	INVOICE AMOUNT	DISCOUNTS	CHECK AMOUNT
REGULAR CHECKS:	144	670,142.90	0.00	670,142.90
HAND CHECKS:	0	0.00	0.00	0.00
DRAFTS:	10	198,636.18	0.00	198,636.18
EFT:	0	0.00	0.00	0.00
NON CHECKS:	0	0.00	0.00	0.00
VOID CHECKS:	0	VOID DEBITS	0.00	
		VOID CREDITS	0.00	0.00

TOTAL ERRORS: 0

VENDOR SET: 01	BANK: AP	TOTALS:	NO	INVOICE AMOUNT	DISCOUNTS	CHECK AMOUNT
			154	868,779.08	0.00	868,779.08
BANK: AP	TOTALS:		154	868,779.08	0.00	868,779.08
REPORT TOTALS:			154	868,779.08	0.00	868,779.08

## *Adjudication Charge Fund Account*

Publication of check register is in compliance with Section 53065.6 of the Government Code which requires the District to disclose reimbursements to employees and/or directors.

Adj. Checks:                    No checks cut during this period  
Adj. Draft  
Voids:



---

Janyne Brown, Chief Financial Officer

**Casitas Municipal Water District**  
**Reimbursement Disclosure Report (1)**  
**Fiscal Year 2023/24**  
**July 1, 2023-June 30, 2024**

<u>Date paid</u>	<u>Board of Director/Employee</u>	<u>Description</u>	<u>Amount Paid</u>
7/13/2023	Michael Gibson	Cleaning Supplies & waterproof Suits	\$ 377.33
7/13/2023	Michael Gibson	Fisheries Supplies	\$ 553.93
7/26/2023	Ramiro Garcia	Safety Boot Stipend	\$ 205.00
7/26/2023	Eric Lara	Safety Boot Stipend	\$ 205.00
7/26/2023	Gustavo Muro	ESRI UC	\$ 2,301.48
7/26/2023	Edgar Ramos	Safety Boot Stipend	\$ 205.00
7/27/2023	David Pope	Work - T -Shirts	\$ 134.06
8/9/2023	Joe Evans	Timeclock Cards	\$ 235.10
8/10/2023	Michael Kenney	Safety Boot Stipend	\$ 205.00
8/10/2023	Cory Johnson	Safety Boot Stipend	\$ 205.00
8/10/2023	Spencer Hair	Safety Boot Stipend	\$ 205.00
8/10/2023	Jose Ruiz	Safety Boot Stipend	\$ 205.00
8/10/2023	Mike Robles	Safety Boot Stipend	\$ 205.00
8/10/2023	Jesus Garcia	Safety Boot Stipend	\$ 205.00
8/10/2023	Eduardo Lopez	Safety Boot Stipend	\$ 205.00
8/10/2023	David Pope	Safety Boot Stipend	\$ 205.00
8/10/2023	Brian Taylor	Safety Boot Stipend	\$ 205.00
8/10/2023	Luis Mejia	Safety Boot Stipend	\$ 205.00
8/10/2023	Vincent Godinez	Safety Boot Stipend	\$ 205.00
8/10/2023	Gerardo Herrera	Safety Boot Stipend	\$ 205.00
8/10/2023	Lisa Barbee	CalPERS Ed Forum Registration Fee	\$ 449.00
8/30/2023	Tim Lawson	Carports to House Cars	\$ 719.98
8/30/2023	Luke Soholt	Damtender's Unsecured Property tax	\$ 385.97
9/6/2023	Julia Aranda	Replace Engineering Drone	\$ 917.69
9/13/2023	Scott Lewis	Office Supplies	\$ 286.00
9/13/2023	Scott Lewis	Hotel 07/29/23-08/08/23	\$ 1,140.50
9/21/2023	Donnell Evans	Grade 2 Electrical & Instrumentation Technologist Certificat	\$ 103.00
9/21/2023	Alex Kelso	Motors & Pumps Maintenance & Operation Class	\$ 171.00
9/27/2023	Julia Aranda	Laptop Monitor and Docking Station	\$ 368.77
9/27/2023	Jesus Garcia	Water Treatment Course	\$ 199.99
9/27/2023	Tyrone LaFay	Advance for Water Smart Conference	\$ 609.10
9/27/2023	Marti Ortiz	Advance for Water Smart Conference	\$ 871.80
10/4/2023	Joe Martinez III	Casitas Water Adventure Certified Pool Operator	\$ 350.00
10/11/2023	Justin Burgess	Safety Boot Stipend	\$ 205.00
10/11/2023	Juan Pablo Hernandez	Safety Boot Stipend	\$ 205.00
10/18/2023	Mitch Tull	CPO Training	\$ 350.00
10/19/2023	Tyron LaFay	WSI Conference	\$ 112.55
10/19/2023	Lindsay Cao	CWEA Membership Renewal	\$ 210.00
11/1/2023	Vincent Godinez	AWWA Fall Conference Loding	\$ 455.68
11/1/2023	Edgar Ramos	AWWA Fall Conference Loding	\$ 546.21
11/2/2023	William Reeder	D4 Certificate	\$ 105.00
11/8/2023	Justing Burgess	Arrest and Cotrol Training Advance	\$ 928.82
11/8/2023	Tim Lawson	Rental Car Canopy	\$ 543.98
11/8/2023	John Simon	American Water College Course	\$ 349.99
11/15/2023	Joe Evans	PC 832 Training	\$ 170.00
11/15/2023	John Simon	Distribution 5 Ceritfication	\$ 155.00
11/26/2023	Jesus Garcia	AWWA Fall Conference Loding	\$ 589.68
11/29/2023	Justin Burgess	832 Training	\$ 136.61
12/6/2023	Tim Lawson	Replacement Part for Lawn Swaper	\$ 184.22
12/14/2023	Ivan Lopez	DMV Physical	\$ 120.00
12/14/2023	Curtis Bowles	T4 Certification Renewal	\$ 105.00
12/27/2023	Ramiro Garcia	Water Treatment Course	\$ 100.00
12/27/2023	Gerardo Herrera	Business Communication Class	\$ 176.00
12/28/2023	John Simon	Safety Boot Stipend	\$ 205.00
12/28/2023	Travis Larson	Safety Boot Stipend	\$ 205.00

**Casitas Municipal Water District**  
**Reimbursement Disclosure Report (1)**  
**Fiscal Year 2023/24**  
**July 1, 2023-June 30, 2024**

1/3/2024	Christopher David Bueling	Safety Boot Stipend	\$ 205.00
1/10/2024	Scott Lewis	Office Chair	\$ 299.98
1/10/2024	Scott Lewis	Fall Term Tuition	\$ 2,259.12
1/10/2024	Scott Lewis	Hotel 10/22-11/08/24	\$ 1,803.87
1/10/2024	Scott Lewis	Rental Car	\$ 350.00
1/11/2024	Anthony Albanez	Training Course T1	\$ 239.25
1/11/2024	Anthony Albanez	T-1 Cert Renewal	\$ 105.00
1/11/2024	Michael Gibson	Supplies	\$ 146.47
2/7/2024	Gonzalo Carbajal-Ramirez	Safety Boot Stipend	\$ 205.00
2/7/2024	Jesus Garcia	Safety Boot Stipend	\$ 205.00
2/7/2024	Ramiro Garcia	Safety Boot Stipend	\$ 205.00
2/7/2024	Eric Lara	Safety Boot Stipend	\$ 205.00
2/7/2024	Edgar Ramos	Safety Boot Stipend	\$ 205.00
2/7/2024	Luke Soholt	Safety Boot Stipend	\$ 205.00
2/7/2024	Jordan Switzer	Safety Boot Stipend	\$ 205.00
2/8/2024	Jesus Garcia	DMV Physical	\$ 114.12
2/8/2024	Lindsay Cao	CWEA Lab II Renewal	\$ 103.00
2/8/2024	Corban Suggs	T2 Renewal & D2 Renewal	\$ 120.00
2/8/2024	Gerardo Herrera	Safety Boot Stipend	\$ 205.00
2/8/2024	Vincent Godinez	Safety Boot Stipend	\$ 205.00
2/8/2024	Luis Mejia	Safety Boot Stipend	\$ 205.00
2/8/2024	Brian Taylor	Safety Boot Stipend	\$ 205.00
2/8/2024	David Pope	Safety Boot Stipend	\$ 205.00
2/8/2024	Mike Robles	Safety Boot Stipend	\$ 205.00
2/8/2024	Jose Ruiz	Safety Boot Stipend	\$ 205.00
2/8/2024	Lindsay Cao	Safety Boot Stipend	\$ 205.00
2/8/2024	Virgil Clary	Safety Boot Stipend	\$ 205.00
2/8/2024	Todd Evans	Safety Boot Stipend	\$ 205.00
2/8/2024	Gustavo Muro	Safety Boot Stipend	\$ 205.00
2/8/2024	Alvin Domingo	Safety Boot Stipend	\$ 205.00
2/8/2024	Kenneth Grinnell	Safety Boot Stipend	\$ 205.00
2/8/2024	Scot Byron	Safety Boot Stipend	\$ 205.00
2/8/2024	Wilis Hand	Safety Boot Stipend	\$ 205.00
2/8/2024	Scott MacDonald	Safety Boot Stipend	\$ 205.00
2/8/2024	William Reeder	Safety Boot Stipend	\$ 205.00
2/8/2024	Curtis Bowles	Safety Boot Stipend	\$ 205.00
2/8/2024	Joel Cox	Safety Boot Stipend	\$ 205.00
2/8/2024	Mitchell Abel	Safety Boot Stipend	\$ 205.00
2/8/2024	Ron Quinine	Safety Boot Stipend	\$ 205.00
2/8/2024	Stephen Sulkowski	Safety Boot Stipend	\$ 205.00
2/8/2024	Curtis Orozco	Safety Boot Stipend	\$ 205.00
2/8/2024	Eduardo Lopez	Safety Boot Stipend	\$ 205.00
2/8/2024	Ivan Lopez	Safety Boot Stipend	\$ 205.00
2/14/2024	Eric Lara	Grade 4 Distribution Operator Exam	\$ 130.00
2/14/2024	Eric Lara	Grade 4 Distribution Operator Course	\$ 682.48
2/14/2024	Eric Lara	Water Distribution Operator Training Handbook	\$ 190.88
2/22/2024	Scot Byron	CWEA Membership	\$ 221.00
2/22/2024	Chris Bueling	CWEA Membership	\$ 221.00
2/22/2024	Donnell Evans	CWEA Membership	\$ 221.00
2/22/2024	Mike Kenney	CWEA Membership	\$ 221.00
3/6/2024	Caron Smith	Office Supplies	\$ 186.92
3/6/2024	Mitch Tull	VC Career Fair	\$ 100.00



**CASITAS MUNICIPAL WATER DISTRICT**  
**General Fund Check Authorization**  
**Checks Dated 03-07-24 - 03-20-24**  
**Presented to the Board of Directors For Approval March 27, 2024**

<b>Check</b>	<b>Payee</b>		<b>Description</b>	<b>Amount</b>
001272	Payables Fund Account	# 9759651478	Accounts Payable Batch 031324	\$ 95,265.40
001273	Payables Fund Account	# 9759651478	Accounts Payable Batch 032024	\$ 652,963.12
				<u>\$ 748,228.52</u>
001274	Payroll Fund Account	# 9469730919	Estimated Payroll 04/04/24	\$ 250,000.00
				<u>\$ 998,228.52</u>

Publication of check register is in compliance with Section 53065.6 of the Government Code which requires the District to disclose reimbursements to employees and/or directors.

The above numbered checks, 001272-001274 have been duly audited is hereby certified as correct.




---

Janyne Brown, Chief Financial Officer

## A/P Fund

Publication of check register is in compliance with Section 53065.6 of the Government Code which requires the District to disclose reimbursements to employees and/or directors.

001272 A/P Checks: 052326-0052395  
A/P Draft 000785-000787  
Voids:  
052330 - Amazon Capital Service - Continuation of detail of check #052329  
052331 - Amazon Capital Service - Continuation of detail of check #052329  
052363 - Meiners Oaks Ace Hardware - Continuation of detail of check #052362

001273 A/P Checks: 052396-052438  
A/P Draft 000788-000795  
Voids:



---

Janyne Brown, Chief Financial Officer

CERTIFICATION

Payroll disbursements for the pay period ending 03/16/24  
Pay Date 03/21/24  
have been duly audited and are  
hereby certified as correct.

Signed: Jayne Brown

Jayne Brown

VENDOR I.D.	NAME	STATUS	CHECK DATE	INVOICE AMOUNT	DISCOUNT	CHECK NO	CHECK STATUS	CHECK AMOUNT
C-CHECK	VOID CHECK	V	3/13/2024			052330		
C-CHECK	VOID CHECK	V	3/13/2024			052331		
C-CHECK	VOID CHECK	V	3/13/2024			052363		

* * T O T A L S * *	NO	INVOICE AMOUNT	DISCOUNTS	CHECK AMOUNT
REGULAR CHECKS:	0	0.00	0.00	0.00
HAND CHECKS:	0	0.00	0.00	0.00
DRAFTS:	0	0.00	0.00	0.00
EFT:	0	0.00	0.00	0.00
NON CHECKS:	0	0.00	0.00	0.00
VOID CHECKS:	3	VOID DEBITS 0.00		
		VOID CREDITS 0.00	0.00	0.00

TOTAL ERRORS: 0

VENDOR SET: 01 BANK:	TOTALS:	NO	INVOICE AMOUNT	DISCOUNTS	CHECK AMOUNT
		3	0.00	0.00	0.00
BANK:	TOTALS:	3	0.00	0.00	0.00

VENDOR I.D.	NAME	STATUS	CHECK DATE	INVOICE AMOUNT	DISCOUNT	CHECK NO	CHECK STATUS	CHECK AMOUNT
01483	CORVEL CORPORATION Corvel Claims - 03/05-03/11/24	D	3/13/2024	2,645.42		000785		2,645.42
06170	Multi Service Technology Solut HP Sump-Eff Pump - WP	D	3/13/2024	214.49		000786		214.49
00131	JCI JONES CHEMICALS, INC Chlorine - TP, CM935066	D	3/13/2024	5,350.55		000787		5,350.55
05975	AquaRevival LLC C-100147b Accrue Use Tax D-100147a Accrue Use Tax I-100147 Recirc Pump?VFD Lazy River	D D D	3/20/2024 3/20/2024 3/20/2024	614.95CR 614.95 8,777.05		000788 000788 000788		8,777.05
01483	CORVEL CORPORATION Corvel Claims - 03/12-03/18/24	D	3/20/2024	3,501.67		000789		3,501.67
05937	Enterprise FM Trust Vehicle Maintenance	D	3/20/2024	22,750.19		000790		22,750.19
00128	INTERNAL REVENUE SERVICE I-T1 202403182272 Federal Withholding I-T3 202403182272 SS Withholding I-T4 202403182272 Medicare Withholding	D D D	3/20/2024 3/20/2024 3/20/2024	40,665.12 45,873.28 10,728.30		000791 000791 000791		97,266.70
00187	CALPERS I-PBB202403182272 PERS BUY BACK I-PBP202403182272 PERS BUY BACK I-PEB202403182272 PEPRA EMPLOYEES PORTION I-PEM202403182272 PERS EMPLOYEE PORTION MGMT I-PER202403182272 PERS EMPLOYEE PORTION I-PRB202403182272 PEBRA EMPLOYER PORTION I-PRR202403182272 PERS EMPLOYER PORTION	D D D D D D D	3/20/2024 3/20/2024 3/20/2024 3/20/2024 3/20/2024 3/20/2024 3/20/2024	130.46 161.96 15,621.20 1,955.07 6,957.53 15,480.08 13,735.14		000792 000792 000792 000792 000792 000792 000792		54,041.44
00180	S.E.I.U. - LOCAL 721 I-COP202403182272 SEIU 721 COPE I-UND202403182272 UNION DUES	D D	3/20/2024 3/20/2024	2.50 872.50		000793 000793		875.00
00049	STATE OF CALIFORNIA I-SDI202403182272 CASDI Withholding I-T2 202403182272 STATE WITHHOLDING (CA)	D D	3/20/2024 3/20/2024	2,432.89 15,760.31		000794 000794		18,193.20
05790	STATE OF OREGON I-OST202403182272 OR STATE TRANSIT TAX I-T2 202403182272 STATE WITHHOLDING (OR)	D D	3/20/2024 3/20/2024	6.14 448.41		000795 000795		454.55

VENDOR I.D.	NAME	STATUS	CHECK DATE	INVOICE AMOUNT	DISCOUNT	CHECK NO	CHECK STATUS	CHECK AMOUNT
01325	Aflac Worldwide Headquarters							
I-279672	Supplemental insurance 03/24	R	3/13/2024	2,790.36		052326		2,790.36
00010	AIRGAS USA LLC							
I-5506460069	Gas Cylinder Retal - PL	R	3/13/2024	445.12		052327		445.12
00012	ALL-PHASE ELECTRIC SUPPLY CO.							
I-5665-1048700	SZ1.75 N12 Pump PNL - WP	R	3/13/2024	2,106.60		052328		2,106.60
03044	Amazon Capital Services							
C-1QFL-7TTL-7NQN	Cahinsaw Chaps Return - LCRA	R	3/13/2024	64.34CR		052329		
C-1Y74-L4GJ-RC1H	Light Bulb - Return	R	3/13/2024	101.85CR		052329		
I-11GM-4MDC-3X14	Work Gloves - LCRA	R	3/13/2024	102.36		052329		
I-134G-KFJM-7W71	Chainsaw Chain - LCRA	R	3/13/2024	32.16		052329		
I-17JD-DMPD-3X7J	Chaisaw Bar - LCRA	R	3/13/2024	90.10		052329		
I-1C6J-4VJG-KP13	Retaining Ring Plier - MAINT	R	3/13/2024	82.81		052329		
I-1CQW-6CXQ-43K4	4 Wheel Mechanical Meter - GAR	R	3/13/2024	327.10		052329		
I-1CTV-HCLL-7GKT	Chemical Resistant Gloves - LC	R	3/13/2024	32.80		052329		
I-1D1L-RKKP-37L3	Chainsaw Chaps - LCRA	R	3/13/2024	110.26		052329		
I-1HTM-XMHC-9MRD	Drive Socket Holder - UT	R	3/13/2024	56.81		052329		
I-1J7J-DNGQ-NTVD	Safety Glasses - LCRA	R	3/13/2024	17.10		052329		
I-1JKN-7HL3-64KM	Duct Fan - WP	R	3/13/2024	27.34		052329		
I-1LK9-6K19-JXCX	Ear Muffs - PL	R	3/13/2024	293.28		052329		
I-1LM3-MGCN-47MY	Bootfoot Chest Wader - LCRA	R	3/13/2024	113.66		052329		
I-1MK9-H4LX-63RG	Safety Helmet - LCRA	R	3/13/2024	143.15		052329		
I-1NFJ-MPVR-14V6	Light Bulb - TP	R	3/13/2024	102.90		052329		
I-1NKM-CRPP-LXDV	Grase Fittings kit - MAINT	R	3/13/2024	38.20		052329		
I-1P6P-CTGF-VXTT	Gear for Robles Dam - PL	R	3/13/2024	1,111.23		052329		
I-1PD1-QWXX-GW6R	Echo Chainsaw Chaps - MAINT	R	3/13/2024	260.70		052329		
I-1PD1-QWXX-XN9Q	Phone Case - UT	R	3/13/2024	51.46		052329		
I-1QC6-RNCC-9164	Paint - LCRA	R	3/13/2024	87.72		052329		
I-1RNR-XNYK-4RXJ	Dish Soap - PL	R	3/13/2024	40.48		052329		
I-1TKP-RFTH-4Q3N	Outdoor Wall Speakers - WP	R	3/13/2024	525.42		052329		
I-1WYW-7MPW-GTXQ	Myron L Ultrameter - TP	R	3/13/2024	1,125.05		052329		
I-1YCL-1Y3H-H4XR	Motor Starter - Unit 136	R	3/13/2024	46.06		052329		4,651.96
00014	AQUA-FLO SUPPLY							
I-SI2267816	PVC Nipple - WP	R	3/13/2024	4.40		052332		
I-SI2270413	Couplings & Sewer Pipe - LCRA	R	3/13/2024	45.45		052332		
I-SI2271916	Male Adapter - LCRA	R	3/13/2024	28.12		052332		
I-SI2272600	Coupling - LCRA	R	3/13/2024	18.60		052332		96.57
00018	AT & T MOBILITY							
I-28290467941X0324	Acct#287290467941	R	3/13/2024	250.26		052333		
I-287294256431X0324	Acct#287294256431	R	3/13/2024	1,087.16		052333		1,337.42

VENDOR I.D.	NAME	STATUS	CHECK DATE	INVOICE AMOUNT	DISCOUNT	CHECK NO	CHECK STATUS	CHECK AMOUNT
03429	AT&T I-0510407803 Acct#8310013074846	R	3/13/2024	8.00		052334		8.00
00021	AWA OF VENTURA COUNTY I-06-15460 CCWUC Education Training - ENG	R	3/13/2024	40.00		052335		40.00
04645	Lori Bowles I-1346062 Camping Cancellation - LCRA	R	3/13/2024	11.50		052336		11.50
00463	Cal-Coast Machinery I-885832 Shim Kit & Plug - Unit 119 I-886289 Cable - LCRA	R R	3/13/2024 3/13/2024	70.78 34.01		052337 052337		104.79
06202	Maricela Castellanos I-1353579 Camping Cancellation - LCRA	R	3/13/2024	174.00		052338		174.00
03021	Central Communications I-000031-927-671 Call Center 02/24	R	3/13/2024	168.69		052339		168.69
00117	CERTEX USA, INC I-10821710-00 Drop Forged Wr Clip - LCRA	R	3/13/2024	53.88		052340		53.88
05964	Charter Communications Holding I-0232531022224 Acct#8448200220232531	R	3/13/2024	685.00		052341		685.00
00059	COASTAL PIPCO I-S2247668.001 Couplings & Adpater - WP	R	3/13/2024	33.57		052342		33.57
06205	Danny Coker I-1353883 Camping Cancellation - LCRA	R	3/13/2024	378.00		052343		378.00
00061	COMPUWAVE I-SB02102665 Cisco Smartnet - IT	R	3/13/2024	776.00		052344		776.00
00719	CORELOGIC INFORMATION SOLUTION I-82203912 Realquest Subscription	R	3/13/2024	137.50		052345		137.50
02722	D&H Water Systems I-I2024-0219 Criticle Spare SFC - TP	R	3/13/2024	3,964.99		052346		3,964.99
00081	DELTA LIQUID ENERGY I-10217 Propane - LCRA	R	3/13/2024	403.54		052347		403.54

VENDOR I.D.	NAME	STATUS	CHECK DATE	INVOICE AMOUNT	DISCOUNT	CHECK NO	CHECK STATUS	CHECK AMOUNT
02544	Department of Justice Fingerprinting - LCRA	R	3/13/2024	64.00		052348		64.00
04771	Gina Diaz Camping Cancellation - LCRA	R	3/13/2024	210.00		052349		210.00
06127	Dion & Sons, Inc Diesel - LCRA	R	3/13/2024	2,459.06		052350		
	I-SP22952 Gas - LCRA	R	3/13/2024	2,699.10		052350		
	I-SP22959 Hydraulic Fluid-5 Gal Buckets	R	3/13/2024	174.61		052350		5,332.77
00086	E.J. Harrison & Sons Inc Acct#500546088	R	3/13/2024	1,331.37		052351		1,331.37
00086	E.J. Harrison & Sons Inc Acct#500890288	R	3/13/2024	98.53		052352		98.53
00095	FAMCON PIPE & SUPPLY Air Valves & Ball Valves - PL	R	3/13/2024	6,049.97		052353		6,049.97
00099	FGL ENVIRONMENTAL Plant Effluent DBP 01/30/24	R	3/13/2024	269.00		052354		
	I-401800A Nitrate Monitoring 02/06/24	R	3/13/2024	87.00		052354		
	I-401802A OWS-San Antonio TP Mn 02/06/24	R	3/13/2024	41.00		052354		
	I-401803A THM/HAA Monitoring-Stage 2	R	3/13/2024	943.00		052354		
	I-402124A OWS - Radio 02/13/24	R	3/13/2024	280.00		052354		
	I-402441A Nitrate Monitoring 02/20/24	R	3/13/2024	66.00		052354		
	I-402800A Nitrate Monitoring 02/27/24	R	3/13/2024	66.00		052354		1,752.00
00101	FISHER SCIENTIFIC Sodium Metabisulfite - LAB	R	3/13/2024	192.03		052355		192.03
00746	GREEN THUMB INTERNATIONAL Plants - WP	R	3/13/2024	172.42		052356		172.42
00596	HOME DEPOT Tool Chest - TP	R	3/13/2024	1,859.23		052357		
	I-905012 Shove, Rake & Trash Can - LCRA	R	3/13/2024	428.59		052357		2,287.82
06203	Brian Hurd Camping Cancellation - LCRA	R	3/13/2024	189.00		052358		189.00
04302	J&J Chemical Co. Cleaning Compound - LCRA	R	3/13/2024	435.66		052359		435.66



VENDOR I.D.	NAME	STATUS	CHECK DATE	INVOICE AMOUNT	DISCOUNT	CHECK NO	CHECK STATUS	CHECK AMOUNT
06066	Loomis							
I-13446937	Armored Truck Service - LCRA	R	3/13/2024	323.28		052360		323.28
00329	MCMaster-CARR SUPPLY CO.							
I-23436995	HDPE Sheets - LAB	R	3/13/2024	644.33		052361		644.33
00151	MEINERS OAKS ACE HARDWARE							
C-073107	Elbow Return - WP	R	3/13/2024	0.39CR		052362		
I-070738	Weatherproof CVR - LCRA	R	3/13/2024	59.29		052362		
I-072609	Batteries & Pipe Sealant - WP	R	3/13/2024	64.32		052362		
I-072624	Tapcon Hex - WP	R	3/13/2024	20.31		052362		
I-072635	Caulk - WP	R	3/13/2024	16.38		052362		
I-072669	Power Cord - WP	R	3/13/2024	23.40		052362		
I-072734	Gasket & Screws - LCRA	R	3/13/2024	15.43		052362		
I-072744	Rope - TP	R	3/13/2024	32.20		052362		
I-072887	Plier Pump Channel - MAINT	R	3/13/2024	35.17		052362		
I-073065	Valve, Adapter & Couple - UT	R	3/13/2024	95.22		052362		
I-073105	Tube Copper - WP	R	3/13/2024	33.68		052362		
I-073247	Trimmer Line - LCRA	R	3/13/2024	16.08		052362		
I-073253	Drill Bit Kit - PL	R	3/13/2024	136.51		052362		
I-073326	Bushing & Adapter - WP	R	3/13/2024	23.01		052362		
I-073333	Blowoff Duster - MIAINT	R	3/13/2024	8.77		052362		
I-073366	Penetrating Catalyst - LCRA	R	3/13/2024	22.23		052362		
I-073459	Rotating Caulker - MAINT	R	3/13/2024	68.62		052362		
I-073578	Numbers & Letters - MAINT	R	3/13/2024	3.47		052362		
I-073792	Grind Wheel & Blade - WP	R	3/13/2024	25.55		052362		699.25
03444	Mission Linen Supply							
I-521158214	Uniform Pants - PL	R	3/13/2024	46.79		052364		
I-521158215	Uniform Pants - MAINT	R	3/13/2024	28.13		052364		
I-521158218	Uniform Pants - TP	R	3/13/2024	53.41		052364		128.33
00149	MRC Global							
I-3367246001	2Pc Ball Valve - LAB	R	3/13/2024	380.20		052365		380.20
01570	Ojai Auto Supply							
I-588503	Anti Freeze - LCRA	R	3/13/2024	135.37		052366		
I-588842	Grease Fitting Assortment -119	R	3/13/2024	25.16		052366		
I-588865	Lamp - LCRA	R	3/13/2024	37.58		052366		198.11
00165	OJAI LUMBER CO, INC							
I-2403-777676	Treated Douglas Fir - WP	R	3/13/2024	78.81		052367		78.81

VENDOR I.D.	NAME	STATUS	CHECK DATE	INVOICE AMOUNT	DISCOUNT	CHECK NO	CHECK STATUS	CHECK AMOUNT
00161 I-113906	OJAI VALLEY CHAMBER OF 2024 Membership Dues	R	3/13/2024	760.00		052368		760.00
00169 I-26028	OJAI VALLEY SANITARY DISTRICT Cust #52921	R	3/13/2024	59.12		052369		59.12
00169 I-26032	OJAI VALLEY SANITARY DISTRICT Cust #99991 12/23	R	3/13/2024	1,114.58		052370		1,114.58
00169 I-26033	OJAI VALLEY SANITARY DISTRICT Cust #99991 01/24	R	3/13/2024	2,633.34		052371		2,633.34
01342 I-273807	ONSET COMPUTER CORPORATION In Temp Temp. Logger - LAB	R	3/13/2024	208.87		052372		208.87
04531 I-434749	Peace Officers Research Associ PORAC Insurance for Rangers	R	3/13/2024	219.00		052373		219.00
05984 I-759436	PORAC LDF Legal Defence Found - LCRA	R	3/13/2024	294.00		052374		294.00
00627 I-005867	PORT SUPPLY Reef Bid - TP	R	3/13/2024	146.15		052375		146.15
00184 I-V 610961	POWERSTRIDE BATTERY CO, INC Battery Gate - MAINT	R	3/13/2024	112.69		052376		112.69
10042 I-11644 I-11645	PSR ENVIRONMENTAL SERVICE, INC Gas Tank Inspection - DO Gas Tank Inspection - LCRA	R R	3/13/2024 3/13/2024	250.00 250.00		052377 052377		500.00
03554 I-2154062	J. Harris Industrial Water Tre Water Softner Service - WP	R	3/13/2024	187.76		052378		187.76
00788 I-W0110110299	QUINN COMPANY Service Unit 287	R	3/13/2024	2,527.37		052379		2,527.37
05111 I-1350342	Beverley Simmons Camping Cancellation - LCRA	R	3/13/2024	70.00		052380		70.00
01392 I-31419B20314	SOUTHWEST VALVE & EQUIPMENT 18" Kit & Cmalp Plate - TP	R	3/13/2024	13,071.42		052381		13,071.42

VENDOR I.D.	NAME	STATUS	CHECK DATE	INVOICE AMOUNT	DISCOUNT	CHECK NO	CHECK STATUS	CHECK AMOUNT
06204	John Spokes							
I-1351499	Camping Cancellation - LCRA	R	3/13/2024	74.00		052382		74.00
06091	RedNova Labs, Inc.							
I-936649	StorEDGE FMS/Website Pro	R	3/13/2024	337.50		052383		337.50
01959	The Wharf							
I-185857	Shirt, Hoodie & Pants - MAINT	R	3/13/2024	253.86		052384		
I-194880	Safety Boot - WP	R	3/13/2024	205.00		052384		458.86
00225	UNDERGROUND SERVICE ALERT							
I-220240098	CAS01 New Ticket Charges	R	3/13/2024	307.50		052385		
I-23-2424553	Regulatory Cost - ENG	R	3/13/2024	88.53		052385		396.03
06206	UPS							
I-00004G19GT064	Shipping	R	3/13/2024	68.29		052386		68.29
00825	USA BLUEBOOK							
I-INV00287038	Hi Vis Jacket - LAB	R	3/13/2024	89.06		052387		
I-INV00294825	1000 us/cm Conductivity std.	R	3/13/2024	50.83		052387		
I-INV00296806	CL 17 Colorimeter - TP	R	3/13/2024	867.35		052387		
I-INV00298577	pH 6.0 Buffer - LAB	R	3/13/2024	62.63		052387		1,069.87
09955	VENTURA WHOLESALE ELECTRIC							
I-30611	Single Sided Conductor - WP	R	3/13/2024	118.53		052388		
I-308487	Connector - LCRA	R	3/13/2024	5.28		052388		123.81
00247	County of Ventura							
I-370977	Encroachment Permit PE23-0736-	R	3/13/2024	180.00		052389		
I-371070	Encroachment Permit PE24-0205	R	3/13/2024	400.00		052389		580.00
00663	WAXIE SANITARY SUPPLY							
I-82323261	Janitorial Supplies - DO	R	3/13/2024	51.16		052390		51.16
05028	Weck Analytical Environmental							
I-W4C0043	Quarterly Stage 2 - DBP 02/24	R	3/13/2024	750.00		052391		750.00
00330	WHITE CAP CONSTRUCTION SUPPLY							
I-50025794823	Generator - PL	R	3/13/2024	2,648.05		052392		
I-50025794824	Husgavarna FS 400 - PL	R	3/13/2024	2,584.22		052392		
I-50025794825	Wacker Neuson PT2A - PL	R	3/13/2024	2,992.28		052392		8,224.55
05869	Wingate Earthworks Inc.							
I-021624	Asphalt Patching - ENG	R	3/13/2024	5,762.22		052393		5,762.22

VENDOR I.D.	NAME	STATUS	CHECK DATE	INVOICE AMOUNT	DISCOUNT	CHECK NO	CHECK STATUS	CHECK AMOUNT
06182	WorkEasy Software, LLC							
I-EW191116	Smart HID SE Reader - LCRA	R	3/13/2024	1,319.98		052394		
I-EW191911	Workeasy Software - LCRA	R	3/13/2024	600.00		052394		
I-EW192162	WorkEasy Software - LCRA	R	3/13/2024	3,600.00		052394		5,519.98
04733	Zoom Video Communications Inc							
I-INV247242930	Phone Conference Service	R	3/13/2024	2,799.00		052395		2,799.00
03044	Amazon Capital Services							
I-163H-GXYG-WK6V	Gear Lubricant - MAINT	R	3/20/2024	89.53		052396		
I-1CTV-HCLL-DPDQ	Water Filtration Cartridge-LAB	R	3/20/2024	44.71		052396		
I-1FJC-KHNT-J7MN	Steel Cable - LAB	R	3/20/2024	43.43		052396		
I-1GPW-7JW6-JYQF	Door Mat - MAINT	R	3/20/2024	119.01		052396		
I-1H4G-WT9V-9PQP	Side Steps - Unit E08	R	3/20/2024	287.43		052396		
I-1HP6-4TT4-JHTJ	Repair & Maintenance Tags -MAIN	R	3/20/2024	37.82		052396		
I-1Y74-L4GJ-QWKV	Adapter - UT	R	3/20/2024	12.84		052396		634.77
06060	Ameriflex							
I-INV714597	FSA Admin Fee	R	3/20/2024	80.00		052397		80.00
00014	AQUA-FLO SUPPLY							
I-SI2268472	PVC Coupling, Ell, Bushing -PL	R	3/20/2024	237.36		052398		
I-SI2268473	Steel Clamp & Threaded Brass	R	3/20/2024	238.41		052398		
I-SI2274853	Brass Nipple & Brass 90 Ell-PL	R	3/20/2024	162.14		052398		
I-SI2274856	Brass Nipple & Steel Nipple-PL	R	3/20/2024	28.96		052398		666.87
00840	AQUA-METRIC SALES COMPANY							
I-INV0100149	Meters - UT	R	3/20/2024	25,509.77		052399		25,509.77
01666	AT & T							
I-000021389910	Local, Regional, Long Distance	R	3/20/2024	689.29		052400		689.29
00018	AT & T MOBILITY							
I-287327817962X0324	Acct#287327817962	R	3/20/2024	36.41		052401		36.41
03429	AT&T							
I-0613566803	Acct#8310011246015	R	3/20/2024	2,210.40		052402		2,210.40
03429	AT&T							
I-1460727804	Acct#8310009376326	R	3/20/2024	1,287.10		052403		1,287.10
03429	AT&T							
I-6842767808	Acct#8310009376372	R	3/20/2024	1,287.10		052404		1,287.10

VENDOR I.D.	NAME	STATUS	CHECK DATE	INVOICE AMOUNT	DISCOUNT	CHECK NO	CHECK STATUS	CHECK AMOUNT
00030	B&R TOOL AND SUPPLY CO							
I-1900997379	Bit SDS - EM	R	3/20/2024	35.75		052405		
I-1900998429	Pneumatic Post Driver - MAINT	R	3/20/2024	4,737.78		052405		
I-1900998430	Ballon Light - PL	R	3/20/2024	4,428.53		052405		9,202.06
09182	CalPERS							
I-100000017467933	Unfunded Accrue Liab 03/24	R	3/20/2024	68,078.75		052406		68,078.75
00058	COAST TO COAST							
I-53966	Carpet - MAINT	R	3/20/2024	52.45		052407		52.45
00079	DANIELS TIRE SERVICE							
I-250133512	Tires - Unit 116	R	3/20/2024	765.65		052408		765.65
06008	Docu Products							
I-279215	Copier Usage - DO	R	3/20/2024	577.09		052409		577.09
00086	E.J. Harrison & Sons Inc							
I-654	Acct#500766090	R	3/20/2024	438.05		052410		438.05
05983	Easy CDL Truck Driving School							
I-2601	Trucking School - MAINT	R	3/20/2024	3,150.00		052411		3,150.00
00095	FAMCON PIPE & SUPPLY							
I-S100122596.001	8" Flg OS&Y RW Valve Kinger	R	3/20/2024	1,021.77		052412		
I-S100122629.001	Valve/Parts - FEMA 916	R	3/20/2024	2,908.62		052412		3,930.39
00099	FGL ENVIRONMENTAL							
I-403169A	Nitrate Monitoring 03/05/24	R	3/20/2024	89.00		052413		89.00
00101	FISHER SCIENTIFIC							
I-0776502	Conflikt & Strip Indicator-LAB	R	3/20/2024	196.94		052414		196.94
00491	GIBBS INTERNATIONAL TRUCK CTR							
I-462068	Fix A/C & PM Service - Unit 69	R	3/20/2024	2,001.22		052415		2,001.22
02755	Vincent Godinez							
I-031924	Reimburse Expenses 03/24	R	3/20/2024	120.00		052416		120.00
00127	INDUSTRIAL BOLT & SUPPLY							
I-251189-1	Nut Fiinished & Hex - PL	R	3/20/2024	93.96		052417		93.96
05891	Ixom Watercare Inc							
I-6786969	Reservoir Mixer - LAB	R	3/20/2024	11,698.65		052418		11,698.65

VENDOR I.D.	NAME	STATUS	CHECK DATE	INVOICE AMOUNT	DISCOUNT	CHECK NO	CHECK STATUS	CHECK AMOUNT
03888	Eric Lara							
I-031924	Reimburse Expenses 03/24	R	3/20/2024	367.49		052419		367.49
05449	Matheson Tri-Gas, Inc.							
I-0029319996	Liquid Oxygen & Maints on 02 T	R	3/20/2024	6,136.07		052420		6,136.07
00151	MEINERS OAKS ACE HARDWARE							
I-073043	Wall Paint & Valve - PL	R	3/20/2024	153.07		052421		
I-073045	Pipe Insulator - PL	R	3/20/2024	1.46		052421		
I-073788	Bolt Cutter & Screwdriver - UT	R	3/20/2024	114.51		052421		
I-074582	Coupling, Cap & Primer - FISH	R	3/20/2024	52.11		052421		321.15
03444	Mission Linen Supply							
I-521202945	Uniform Pants - PL	R	3/20/2024	46.79		052422		
I-521202946	Uniform Pants - MAINT	R	3/20/2024	28.13		052422		
I-521202949	Uniform Pants - TP	R	3/20/2024	53.41		052422		128.33
05945	Muniquip Socal, LLC							
I-201204	Pump & Motor - LAB	R	3/20/2024	5,666.02		052423		5,666.02
05977	ODP Business Solutions, LLC							
I-357737947001	Toner - ADMIN	R	3/20/2024	205.25		052424		205.25
00165	OJAI LUMBER CO, INC							
I-2403-778646	Kitchen Bags - UT	R	3/20/2024	8.00		052425		8.00
00168	OJAI VALLEY NEWS							
I-8551	Ad 03/15/24	R	3/20/2024	183.00		052426		183.00
02187	Pitney Bowes Inc							
I-1024957687	Quarterly Postage Maint - ADM	R	3/20/2024	112.61		052427		112.61
00635	RAIN FOR RENT							
I-1983896	Rent/Set Up Trash Pump - TP	R	3/20/2024	6,194.88		052428		6,194.88
02475	Rutan & Tucker, LLP							
I-985705	Acct#029518-0007	R	3/20/2024	154.00		052429		154.00
00048	STATE OF CALIFORNIA							
I-030124	State Water Plan Payment	R	3/20/2024	274,850.00		052430		274,850.00
01147	SUPERIOR GATE SYSTEMS							
I-5088	Gate Repair - MAINT	R	3/20/2024	300.00		052431		300.00

VENDOR I.D.	NAME	STATUS	CHECK DATE	INVOICE AMOUNT	DISCOUNT	CHECK NO	CHECK STATUS	CHECK AMOUNT
01959	The Wharf							
I-190834	Safety Boot - LCRA	R	3/20/2024	100.00		052432		
I-21125	Safety Boot - PR	R	3/20/2024	100.00		052432		200.00
00246	VENTURA COUNTY AIR POLLUTION							
I-1049410	VCAPCD Permit SA Plant Gen	R	3/20/2024	705.00		052433		705.00
01396	VULCAN CONSTRUCTION MATERIALS							
I-73937776	Cold Mix - PL	R	3/20/2024	1,154.92		052434		1,154.92
00330	WHITE CAP CONSTRUCTION SUPPLY							
I-10019565811	Safety & Pipeline Supplies -PL	R	3/20/2024	590.30		052435		590.30
06056	Ameriflex							
I-FSA202403182272	FSA Deduction	R	3/20/2024	1,186.44		052436		1,186.44
00124	ICMA RETIREMENT TRUST - 457							
I-DCI202403182272	DEFERRED COMP FLAT	R	3/20/2024	2,359.62		052437		
I-DI%202403182272	DEFERRED COMP PERCENT	R	3/20/2024	120.91		052437		2,480.53
00985	NATIONWIDE RETIREMENT SOLUTION							
I-CUN202403182272	457 CATCH UP	R	3/20/2024	1,184.90		052438		
I-DCN202403182272	DEFERRED COMP FLAT	R	3/20/2024	11,337.91		052438		
I-DN%202403182272	DEFERRED COMP PERCENT	R	3/20/2024	840.60		052438		13,363.41

* * T O T A L S * *	NO	INVOICE AMOUNT	DISCOUNTS	CHECK AMOUNT
REGULAR CHECKS:	110	534,158.26	0.00	534,158.26
HAND CHECKS:	0	0.00	0.00	0.00
DRAFTS:	11	214,070.26	0.00	214,070.26
EFT:	0	0.00	0.00	0.00
NON CHECKS:	0	0.00	0.00	0.00
VOID CHECKS:	0	VOID DEBITS 0.00		
		VOID CREDITS 0.00	0.00	0.00

TOTAL ERRORS: 0

VENDOR SET: 01 BANK: AP TOTALS:	NO	INVOICE AMOUNT	DISCOUNTS	CHECK AMOUNT
	121	748,228.52	0.00	748,228.52
BANK: AP TOTALS:	121	748,228.52	0.00	748,228.52
REPORT TOTALS:	121	748,228.52	0.00	748,228.52

## *Adjudication Charge Fund Account*

Publication of check register is in compliance with Section 53065.6 of the Government Code which requires the District to disclose reimbursements to employees and/or directors.

Adj. Checks: 000103

Adj. Draft

Voids:



---

Janyne Brown, Chief Financial Officer



VENDOR I.D.	NAME	STATUS	CHECK DATE	INVOICE AMOUNT	DISCOUNT	CHECK NO	CHECK STATUS	CHECK AMOUNT
02475	Rutan & Tucker, LLP							
I-985703	Adjudication Litigation	01/24	R 3/20/2024	485.19		000103		485.19

\* \* T O T A L S \* \*

	NO	INVOICE AMOUNT	DISCOUNTS	CHECK AMOUNT
REGULAR CHECKS:	1	485.19	0.00	485.19
HAND CHECKS:	0	0.00	0.00	0.00
DRAFTS:	0	0.00	0.00	0.00
EFT:	0	0.00	0.00	0.00
NON CHECKS:	0	0.00	0.00	0.00
VOID CHECKS:	0			
VOID DEBITS		0.00		
VOID CREDITS		0.00	0.00	

TOTAL ERRORS: 0

	NO	INVOICE AMOUNT	DISCOUNTS	CHECK AMOUNT
VENDOR SET: 01 BANK: ADJ TOTALS:	1	485.19	0.00	485.19
BANK: ADJ TOTALS:	1	485.19	0.00	485.19
REPORT TOTALS:	1	485.19	0.00	485.19

Minutes of the Casitas Municipal Water District  
Board Meeting held  
February 28, 2024

1. CALL TO ORDER

President Hajas called the meeting to order at 5:00 p.m.

2. ROLL CALL

Directors Cole, Brennan, Bergen, Kaiser and Hajas are present. Also present are GM Flood, AGM Dyer, EA Vieira, and Counsel McNulty.

3. PLEDGE OF ALLEGIANCE

President Hajas led the pledge.

4. AGENDA CONFIRMATION

The agenda is confirmed as presented.

5. PUBLIC COMMENTS - Presentation on District-related items that are not on the agenda  
- three minute limit.

None

6. CONSENT AGENDA

6.a. Accounts Payable Report.  
[Accounts Payable Report.pdf](#)

6.b. Minutes of the February 14, 2024 Board Meeting.  
[2 14 2024 Min.pdf](#)

The consent agenda was offered by Director Brennan, seconded by Director Kaiser, and adopted by the following roll call vote:

AYES:	Directors:	Cole, Brennan, Bergen, Kaiser, Hajas
NOES:	Directors:	None
ABSENT:	Directors:	None

7. ACTION ITEMS

7.a. Authorize General Manager to issue a Task Order to Rincon Consultants in an amount not to exceed \$35,866.05 for environmental consulting services for the Ventura-Santa Barbara Counties Intertie.  
[Board Memo\\_20240228.pdf](#)

[Rincon Proposal for VTA-SB Intertie NEPA EA.pdf](#)

On the motion of Director Kaiser, seconded by Director Brennan, the above recommendation was approved by the roll call vote:

AYES:	Directors:	Cole, Brennan, Bergen, Kaiser, Hajas
NOES:	Directors:	None
ABSENT:	Directors:	None

- 7.b. Approve a 5-year agreement with Ojai Rotary West for the Ojai Wine Festival to be held at the Lake Casitas Recreation Area.  
[Board Memo Wine Festival 2024-2028 022824.pdf](#)  
[2024\\_2028 Ojai Rotary West Wine Festival Agrmnt 022824 ATT1.pdf](#)

GM Flood reported there were some minor corrections that we caught and modified and then the event is moving from Sunday to Saturday.

On the motion of Director Brennan, seconded by Director Kaiser, the above agreement was approved by the following roll call vote:

AYES:	Directors:	Cole, Brennan, Bergen, Kaiser, Hajas
NOES:	Directors:	None
ABSENT:	Directors:	None

- 7.c. Declare surplus and direct staff to dispose of four empty chemical storage tanks.  
[Board Memo Surplus Chemical Tanks 022324.pdf](#)

On the motion of Director Kaiser, seconded by Director Bergen, the above recommendation was approved by the following roll call vote:

AYES:	Directors:	Cole, Brennan, Bergen, Kaiser, Hajas
NOES:	Directors:	None
ABSENT:	Directors:	None

- 7.d. Appoint a representative and alternate representative to the Board of Directors of the Association of Water Agencies of Ventura County (AWAVC).

On the motion of Director Cole, seconded by Director Bergen, Directors Kaiser and Brennan will continue to serve as representatives to AWA with Director Brennan as primary and Director Kaiser as alternate this year. The was approved by the following roll call vote:

AYES:	Directors:	Cole, Brennan, Bergen, Kaiser, Hajas
NOES:	Directors:	None
ABSENT:	Directors:	None

8. INFORMATION ITEMS

- 8.a. Hydrology Report January 2024.

The information items were received.

9. GENERAL MANAGER COMMENTS

GM Flood reported that we are at 87 %, two wells have gone artesian. We would need about another 31,000 AF to fill/spill. I provided a memo last year on the actions that we take as things get closer with notifications and when we shut off Robles. In 2005 we shut it off before we were at that point. Director Cole added we shut off Robles at two feet below spill.

State water project went from 10% - 15%. If there is a substantial snowpack increase this weekend, we should easily be at 50-60%.

We are working on the budget right now and plan to have a draft to committee in the next few months. It looks like extremely low consumption at maybe 8,500 acre feet. We will work on a number appropriate to project revenue for next year. There will only be a small amount of capital we will be able to do with such low water sales.

Covid reimbursement looks like \$65,000. We will protest that amount and will keep you updated. We have been working with FEMA regarding the storm damage from last year. We hope to see that finalized soon.

10. BOARD OF DIRECTOR REPORTS ON MEETINGS ATTENDED

Director Brennan attended the Ventura Water Commission meeting. It is interesting and disconcerting to see how there is mistrust of staff and the numbers etc. Director Brennan also attended the Ventura Chamber legislation meeting where they discussed SB 1483 regarding groundwater.

11. BOARD OF DIRECTOR COMMENTS PER GOVERNMENT CODE SECTION 54954.2(a).

None

President Hajas moved the meeting to closed session at 5:15 p.m.

12. CLOSED SESSION

- 12.a. CONFERENCE WITH LEGAL COUNSEL – EXISTING LITIGATION (Government Code Section 54956.9(a) Santa Barbara Channelkeeper v. State Water Resources Control Board, City of San Buenaventura, et al.; and City of San Buenaventura v Duncan Abbott, et al., Cross Complaint; Superior Court of the State of California, County of Los Angeles, Case No. 19STCP01176.

President Hajas moved the meeting back into open session at 5:49 p.m. with Mr. McNulty stating the board met in closed session no reportable action was taken.

13. ADJOURNMENT

President Hajas adjourned the meeting at 5:49 p.m.

---

Mary Bergen, Secretary

---

**CASITAS MUNICIPAL WATER DISTRICT  
MEMORANDUM**

---

**TO: BOARD OF DIRECTORS**

**FROM: MICHAEL FLOOD, GENERAL MANAGER**

**SUBJECT: Approve an amendment to the Casitas MWD-County of Ventura lease agreement (originally executed on March 22,1978) changing the term from the current month-to-month arrangement to a period of fifty (50) years.**

**DATE: March 22, 2024**

---

**RECOMMENDATION:**

**Approve the lease agreement amendment as presented**

**BACKGROUND:**

Casitas MWD (Casitas) and the County of Ventura (County) signed a lease agreement in March of 1978 which allowed long-term recreational use of a portion of Casitas property.

The lease agreement term went through 1995 and has been a month-to-month arrangement since then.

The County has approached Casitas with a request to change the term of the lease from month-to-month to something more long term.

**DISCUSSION:**

The lease agreement allows the County to use the portion of the Casitas' parcel for recreational purposes which has been in operation for several decades.

In exchange for the use of the property for recreational purposes, the County has assumed administration of the leased land along with all liability.

The County also paid for a fence to be erected to separate the leased land from Casitas' operational areas.

At this time, Casitas MWD staff believes the community will continue to need the property for recreational use and that the Board should approve the amendment to the lease agreement.

The amendment would replace Sections 3 (Term), 4 (Extended Lease Period), and 5 (Holdover) of the original lease agreement.

The proposed amendment (Amendment A) along with a copy of the original signed agreement are attached.

**BUDGETARY IMPACT:**

There is no budgetary impact as a result of this action.

AMENDMENT A  
CASITAS MWD- COUNTY OF VENTURA PROPERTY LEASE AGREEMENT

Replace Sections 3, 4, and 5 of the original lease agreement (signed March 22, 1978 and noted as RNM 3-8-78) with the following:

**Term** - the term of the lease agreement to be extended to fifty (50) years from the date of execution of this amendment. All other sections remain unchanged.

_____ Richard Hajas Board President; Casitas MWD	_____ Date	_____ County of Ventura	_____ Date
--	---------------	----------------------------	---------------

_____ Mary Bergen Secretary, Casitas MWD	_____ Date	_____ County of Ventura	_____ Date
--	---------------	----------------------------	---------------

_____ Dennis McNulty General Counsel, Casitas MWD	_____ Date	_____ County of Ventura	_____ Date
---	---------------	----------------------------	---------------



**DUPLICATE  
ORIGINAL**

LEASE AGREEMENT

(Oak View Community Center)

THIS LEASE, hereinafter called "Agreement", is made and entered into by and between:

CASITAS MUNICIPAL WATER DISTRICT

hereinafter called "Lessor", and

COUNTY OF VENTURA

hereinafter called "County".

The parties agree that:

1. PROPERTY LEASED. Lessor hereby leases to County and County hereby rents from Lessor the property, hereinafter called "Leased Property", located in the County of Ventura, State of California, described as follows:

A 2.0 acre parcel of land as described on Exhibit "A" attached hereto and made a part hereof, and shown on attached map Exhibit "B", also attached hereto and made a part hereof.

2. CONSIDERATION. Consideration for the lease by County of the Leased Property, including option and holdover periods if any, shall be the obligations and responsibilities assumed by County, by virtue of that certain Agreement to Buy, Sell and Lease Real Property entered into by Lessor and County concurrently with this Agreement. As further consideration County shall assume administrative responsibility for management of property and shall assume liability for its operation and use, including installation and maintenance of appropriate landscaping. In addition thereto, County shall erect fences to control trespassing. Upon termination of the lease, any permanent improvements within Lease Area which are not fixtures shall remain and become property of the District.

3. TERM. The term of this agreement is seven (7) years, commencing on May 1, 1978, and terminating on April 30, 1985, provided that County may terminate this Agreement on 180 days' notice anytime after May 1, 1980.

4. EXTENDED LEASE PERIOD. Lessor hereby extends to County and County hereby exercises an option to extend the term of this Agreement for a ten-year period. The term of this extended lease period shall commence on May 1, 1985, and terminate on April 30, 1995. During the period covered by said extended lease period, either party may terminate this Agreement on 180 days' written notice to the other party.

5. HOLDOVER. If County holds possession of the Leased Property after the expiration of the term of this Agreement, or any extension thereof, with consent of Lessor, either expressed or implied, County shall become a tenant from month to month. Such tenancy shall be subject to all of the terms and conditions of this Agreement.

6. USE. The Leased Property shall be used as and for parking, picnicking, general landscaped park use and any uses in conjunction and conformity therewith.

7. SIGNS. County shall have the right to install signs appropriate for the identification of the Leased Property. Lessor shall not install signs on the Leased Property without the written consent of the County.

8. ALTERATIONS BY COUNTY. Lessor hereby consents that during the term of this Agreement or any extension thereof, County shall have the right, at County's sole expense, to install parking spaces and related driveways, and fences, and to make other modifications and improvements, including but not limited to, landscaping, irrigation, pathways, picnic facilities and other park related improvements. County may, but shall not be required to, remove any personal property and fixtures at the termination of the lease. Should County elect to remove any or all such personal property and fixtures, County shall restore that portion of the Leased Property affected by such removal, as nearly as practicable to its condition prior to County occupancy. County shall keep the Leased Property free from any liens arising out of any work performed on the Leased Property, for material furnished to the Leased Property or for obligations incurred by County.

9. CONTINGENCY. This Agreement is contingent upon approval of all applicable governmental agencies, including but not limited to Zoning, Building and Safety, and Fire Department regulations. If approval of said agencies is not obtained, or is later withdrawn, County may terminate this Agreement by written notice to Lessor.

10. DEFAULT OR BREACH. Except as otherwise provided, at any time one party to this Agreement is in default or breach in the performance of any of the terms and conditions of this Agreement, the other party shall give written notice to remedy such default or breach. If said default or breach is remedied within 30 days following such notice, then this Agreement shall continue in full force and effect. If such default or breach is not remedied within 30 days following such notice, the other party may, at its option, terminate this Agreement. Each term and condition of this Agreement shall be deemed to be both a covenant and a condition.

11. WAIVER. A waiver by either party of any default or breach by the other party in the performance of any of the covenants, terms and conditions of this Agreement shall not constitute or be deemed a waiver of any subsequent or other default or breach.

12. PARTIES BOUND AND BENEFITED. The covenants, terms and conditions herein contained shall apply to and bind the successors of all of the parties hereto, and all of the parties hereto shall be jointly and severally liable hereunder.

13. TIME. Time is of the essence of this Agreement.

14. HOLD HARMLESS. County hereby indemnifies and defends Lessor against, and holds Lessor harmless from, any loss or damage arising out of or relating to any death, bodily injury, or property damage resulting from, or in conjunction with, the maintenance, use or occupation of the Leased Property by County, County's agents, invitees, employees, contractors or patrons.

15. CONDEMNATION. If the whole of the Leased Property should be taken by a public authority under the power of eminent domain, then the term of this Agreement shall cease on the day of possession by said public authority. If a part only of the Leased Property should be taken under eminent domain, County shall have the right to either terminate this Agreement or to continue in possession of the remainder of the Leased Property, and if the County remains in possession, all of the terms hereof shall continue in effect.

16. ENTIRE AGREEMENT. This Agreement contains the entire understanding of the parties hereto and no obligation other than those set forth herein shall be recognized.

17. PARTIAL INVALIDITY. If any term, covenant, condition or provision of this Agreement is found by a Court of competent

jurisdiction to be invalid, void or unenforceable, the remainder of the provisions hereof shall remain in full force and effect and shall in no way be affected, impaired, or invalidated thereby.

18. GENDER AND NUMBER. For the purpose of this Agreement, wherever the masculine or neuter form is used, the same shall include the masculine or feminine, and the singular number shall include the plural and the plural number shall include the singular, wherever the context so requires.

19. ARTICLE HEADINGS. Article headings in this Agreement are for convenience only and are not intended to be used in interpreting or construing the terms, covenants and conditions of this Agreement.

20. NOTICES AND PAYMENTS. All notices required under this Agreement, including change of address, shall be in writing and all notices and payments shall be made as follows:

A. All payments and notices to Lessor shall be given or mailed to:

Casitas Municipal Water District  
1055 Ventura Avenue  
Oak View, CA 93022

B. All payments and notices to County shall be given or mailed to:

County of Ventura  
Public Works Agency  
800 South Victoria Avenue  
Ventura, CA 93009

Attention: Donald B. Perry  
Management Services Department

CASITAS MUNICIPAL WATER DISTRICT

Dated: 3-22-78

By Clyde H. Campbell

By L.R. Whelan

APPROVED AS TO FORM:

Dated: 3-22-78

James W. Poch  
Attorney for Casitas  
Municipal Water District

LEASE AGREEMENT  
(Oak View Community Center)

COUNTY OF VENTURA

Dated: May 9, 1978

By Edwin A Jones  
Chairman, Board of Supervisors

ATTEST:

ROBERT L. HAMM, County Clerk  
County of Ventura, State of  
California, and ex officio Clerk  
of the Board of Supervisors thereof.

By Roberta Rodriguez  
Deputy Clerk



OAK DELL PARK  
LEASE PARCEL

That portion of Lot 37 of the Robinson, Fawcett, and Dean Subdivision of the Rancho Santa Ana, in the County of Ventura, State of California, shown on the map recorded with the County Recorder of said County in Book 3, Page 32 of Miscellaneous Records, described as follows:

Beginning at a point in the southerly boundary of said Lot 37 which is distant South 84° 07' 20" East 67.04 feet from the intersection of said southerly boundary with the easterly boundary of Mountain View Street, 50.00 feet wide, shown on the map of Oak View Home Gardens Subdivision No. 2 recorded with said County Recorder in Book 14, Page 47 of Miscellaneous Records; thence, at right angles to said southerly boundary,

- 1st - North 5° 52' 40" East 411.29 feet to the southeasterly boundary of the strip, 40.00 feet wide, described in the deed recorded April 8, 1899, with said County Recorder in Book 57, Page 453 of Deeds; thence, along said southeasterly boundary,
- 2nd - Northeasterly to the southerly boundary of the parcel described in the deed recorded March 27, 1963, with said County Recorder in Book 2297, Page 305 of Official Records; thence, along said southerly boundary,
- 3rd - South 84° 07' 44" East to a line which is the northerly prolongation of the westerly line of Olive Street, 50 feet wide, thence, along said northerly prolongation of the westerly line of Olive Street,
- 4th - South 5° 52' 40" West to the southerly boundary of said Lot 37; thence, along said southerly boundary,
- 5th - North 84° 07' 20" West 182.96 feet to the point of beginning.

**EXHIBIT A**

OAI

OF LOT 37 OF THE ROBINSON, FAWCETT, &  
DIVISION OF THE RANCHO SANTA ANA,  
VENTURA, STATE OF CALIFORNIA

3 M.R. 32

33



EXHIBIT B

☒ R.R. TRACKS  
ON JAN. 7, 1899

SCALE : 1" = 100'

25 M.R. 27

2297 C

N 84° 07' 40"

11 R.S.

Ventura River M

1386 C

57 D. 453

37

County Of Ventura  
1443.2 F  
2.500 Acres

Lease To Co. Of Ven.

1461 O.R. 427  
4603 O.R. 827

VALLEY  
34 O.R. 206

188.98'  
N 05° 52' 40" E R.  
212.99' ± R.

N 05° 52' 40" E 411.29'

N 05° 52' 40" E

3936

293.53'

67.04'

N 84° 07' 20" W

ROAD

10 P.M. 32

OAK - VIEW

T. VIEW ST.

HOME GARDENS

14 M.R. 47

OLIVE ST.

SUB - D  
55

# MEMORANDUM

---

TO: Board of Directors  
From: Michael L. Flood, General Manager  
RE: **Water Supply/Condition of Lake Casitas**  
Date: March 22, 2024

---

## RECOMMENDATION:

**No Action – Presentational Item Only**

## BACKGROUND:

The Casitas Board of Directors asked that a presentational item be provided by staff regarding Lake Casitas Water Supply and the condition of Lake Casitas.

This is in light of the extraordinarily wet rainy season that the Ventura River Watershed experienced in late 2022 and continuing into March 2024 which has resulted in an increase in lake storage of over 145,000 Acre-Feet.

Lake Casitas currently stands at approximately 220,000 Acre-Feet which equates to 93% full.

This is within 18,000 Acre-Feet of the spillway crest elevation which is the elevation wherein the spillway would begin to pass water downstream.

## DISCUSSION:

The primary risk to Casitas Dam's ongoing stability is overtopping of the dam. Overtopping occurs when the water elevation of Lake Casitas exceeds that of the top of the dam and would begin to flow over its downstream face. This could result in significant erosion of that portion of the dam thus affecting its stability.

Casitas Dam has several built-in safety features to maintain that stability. Included in those are the spillway, operation of Robles Diversion Facility, the saddle dike, and the stability berm.



## Casitas Dam Spillway

The Casitas Dam spillway is of a fixed-weir construction meaning that water will begin to flow down the spillway when a specific elevation is achieved, known as the 'spillway crest elevation'. The spillway has no means for Casitas operators to directly control its function but as the water elevation increases over the spillway crest, more water is passed downstream.

The Casitas Dam Standard Operations Procedures Manual (April 2007 Version) calls for the following in regard to the operation of the Casitas Dam spillway (Chapter IV; Reservoir Operations; Section E - Flood Operating Criteria):

- When the elevation of Lake Casitas reaches a level within two feet of the spillway crest elevation, Casitas MWD will contact the Ventura County Watershed Protection District and advise them of this condition.
- When the elevation of Lake Casitas nears the spillway crest elevation, Casitas MWD is to issue a press release notifying the public of an impending 'spill condition'.
- Diversions are to be stopped when the spillway crest elevation is reached.

Historically, the Casitas Dam spillway has operated eight times since its construction and has passed over 114,000 Acre-Feet downstream between the first spillway event (1978) and the last spillway event (1998).

The largest amount of water passed over the spillway occurred in the 1998 season with nearly 35,000 Acre-Feet of water being sent downstream that season.

## Operation of Robles Diversion Facility

Casitas operations staff does have some indirect control over the increase in the elevation of Lake Casitas through the operation of the Robles Diversion and Fish Passage (Robles).

Robles typically provides between 30% to 40% of the inflows into Lake Casitas and thus can cease diverting water in order to slow the rate in which Lake Casitas fills.

The 2004-2005 season provided an example of the indirect control of the spillway wherein diversions were ceased at Robles and the lake elevation came close to the spillway crest elevation but did not spill.

## The Saddle Dike

The saddle dike is located in the northeast extent of Lake Casitas and is relatively small in comparison to Casitas Dam. Its main function is to allow Lake Casitas to reach its full capacity but it can also be used to relieve pressure on Casitas Dam should the need arise. This would occur through an engineered breach of the saddle dike allowing water to be released thus preventing overtopping of Casitas Dam.

## The Stability Berm

The stability berm is a relatively new feature of Casitas Dam and sits at the base of the dam on the downstream side. Constructed in the year 2000, its function is to hold the dam in place in the event of an earthquake strong enough to initiate a condition known as liquefaction.

Liquefaction is a condition wherein soils under the dam can suddenly become unstable during an earthquake thus interrupting their strength and ability to hold the dam in place. The stability berm takes over in this situation providing the dam with the strength needed to remain stable.

## SUMMARY:

- The primary risk to Casitas Dam's stability is overtopping of the dam which is where water flows over the top of the dam and could cause erosion that affects its stability.
- Several built-in safety features of Casitas Dam are designed to ensure the stability of the dam which include the Casitas Dam spillway, operation of the Robles Diversion Facility, the saddle dike, and the stability berm.
- Operation of the spillway is automatic based on Lake Casitas water elevation and has occurred multiple times throughout the dam's history with the last time being in 1998.
- Notification and operational procedures are in place should the water elevation of Lake Casitas approach that which would possibly cause the spillway to operate.

**CASITAS MUNICIPAL WATER DISTRICT**

**MINUTES**

**Finance Committee**

**(this meeting was held telephonically and in-person)**

DATE: March 22, 2024  
TO: Board of Directors  
FROM: General Manager, Michael Flood  
Re: Finance Committee Meeting of March 15, 2024 at 1000 hours.

**RECOMMENDATION:**

It is recommended that the Board of Directors receive and file this report.

**BACKGROUND AND OVERVIEW:**

1. **Roll Call.**  
Director Neil Cole  
Director Richard Hajas  
General Manager, Michael Flood  
Chief Financial Officer, Janyne Brown  
Executive Administrator, Rebekah Vieira
  
2. **Public Comments.**  
None
  
3. **Board/Management comments.**  
None
  
4. **Review of the Draft Casitas MWD Fiscal Year 2024-2025 Budget**  
GM Flood went over the memo with the Committee and provided a presentation going over the details of the draft budget including a proposed schedule for its review and approval.  
  
Director Hajas indicated that with the low water sales number in the draft budget, another water rate study should be commenced later this year.  
  
Director Cole indicated that the water sales calculation and capital expenditure numbers in the budget made sense and that District financial reserves need rebuilding.  
  
The Committee directed staff to move forward with a Board Workshop on the draft budget at the April 10, 2024 Regular Meeting of the Board of Directors.
  
5. **Review of Financial Statements for January 2024 and the Non-Budgeted Items Log.**  
CFO Brown presented the results to the Committee and explained some issues with financial reporting due to the new reservation system at the Lake Casitas Recreation Area.
  
6. **Review of Consumption Report for January 2024.**  
GM Flood reviewed the report with the Committee

**CASITAS MUNICIPAL WATER DISTRICT  
MEMORANDUM**

**TO:** BOARD OF DIRECTORS  
**FROM:** MICHAEL FLOOD, GENERAL MANAGER  
**SUBJECT:** HYDROLOGIC STATUS REPORT FOR FEBRUARY 2024  
**DATE:** MARCH 27, 2024

**RECOMMENDATION:**

This item is presented for information only and no action is required. Data are provisional and subject to revision.

**DISCUSSION:**

**Rainfall Data**

	Casitas Dam	Matilija Dam	Thacher School
This Month	18.84"	21.87"	13.08"
Water Year (WY: Oct 01 – Sep 30)	27.00"	30.55"	22.03"
Average station rainfall to date	16.67"	20.51"	14.92"

**Ojai Water System Data**

Wellfield production	63.93 AF
Surface water supplement	0 AF
Static depth to water surface – Mutual #6	26.36 feet
Change in static level from previous month	+ 12.39 feet

**Robles Fish Passage and Diversion Facility Diversion Data**

Diversion this month	12,602.5 AF
Diversion days this month	29
Total Diversions WY to date	14,199.2 AF
Diversion days this WY	61

**Casitas Reservoir Data**

Water surface elevation as of end of month	555.54 feet
Water storage last month	173,661 AF
Water storage as of end of month	207,911 AF
Net change in storage	+34,250 AF
Change in storage from same month last year	+92,065 AF

AF = Acre-feet

AMSL = Above mean sea level

WY = Water year



**Casitas Municipal Water District**  
**State Water Project - Interconnect Project Costs**  
**As of 2/29/24**

Project No:	Project Name:	Costs paid to date	Encumbered	Total Encumbered & Cost To Date
378	State Water Interconnect - Calleguas to Casitas	123,668	-	123,668
527	State Water Interconnect - Carpinteria to Casitas	3,020,728	669,149	3,689,877
606	State Water Interconnect - Ventura to Casitas	249,242	-	<u>249,242</u>
Project(s) Cost To Date:				<u><u>4,062,787</u></u>



**Casitas Municipal Water District**  
**CFD 2013-1 Improvement Fund - Series B**

	Bonds Proceeds Received (1)	Interest Earned (2)	Expense (3)	Balance Series B (1)+(2)+(3)
2017 Subtotal	42,658,224	24,046	(36,886,093)	
TOTAL	42,658,224	24,046	(36,886,093)	5,796,177
2018 Subtotal	-	77,279	-	
TOTAL	42,658,224	101,325	(36,886,093)	5,873,456
2019 Subtotal	-	102,269	(1,486,814)	
TOTAL	42,658,224	203,594	(38,372,907)	4,488,910
2020 Subtotal	-	15,750	(4,405,000)	
TOTAL	42,658,224	219,344	(42,777,907)	99,661
2021 Subtotal	-	2	(99,663)	
TOTAL	42,658,224	219,346	(42,877,570)	0
2022 Subtotal	-	-	-	
TOTAL	42,658,224	219,346	(42,877,570)	0
2023 Subtotal	-	-	-	
TOTAL	42,658,224	219,346	(42,877,570)	0

**Casitas Municipal Water District**

**CFD 2013-1 Improvement Fund - Series C**


	Bonds Proceeds Received (1)	Interest Earned (2)	Expense (3)	Balance Series C (1)+(2)+(3)
2019 Subtotal	13,570,000	12,285	-	
TOTAL	13,570,000	12,285	-	13,582,285
2020 Subtotal	-	48,026	(1,362,972)	
TOTAL	13,570,000	60,311	(1,362,972)	12,267,340
2021 Subtotal	-	672	(4,812,723)	
TOTAL	13,570,000	60,983	(6,175,694)	7,455,289
2022 Subtotal	-	50,766	(3,708,377)	
TOTAL	13,570,000	111,749	(9,884,071)	3,797,677
2023 Subtotal	-	105,870	(3,110,333)	
TOTAL	13,570,000	217,619	(12,994,404)	793,215
2024 January		3,734	(34,007)	Project Reimbursement (December 2023)
February		3,216	(7,281)	Project Reimbursement (January 2024)
March				
April				
May				
June				
July				
August				
September				
October				
November				
December				
2024 Subtotal		6,950	(41,288)	
TOTAL	13,570,000	224,569	(13,035,692)	758,877

**Summary of Expenses**

**CFD 2013-1 Improvement Fund - Series B&C**

Purchase of Ojai System	34,481,628
Extension Contract	366,372
Meter Cost	2,038,094
Received Project reimbursements:	19,027,169
	55,913,262

Total funds remaining for improvement Series B:	0
Total funds remaining for improvement Series C:	758,877
<b>Total Funds Remaining</b>	<b>758,877</b>
Received Project reimbursements:	19,027,169
Projects Cost YTD:	19,071,161
Projects Pending Reimbursement:	43,993
<b>Total Funds Remaining less pending Reimbursement:</b>	<b>714,884</b>



**Casitas Municipal Water District**  
**CFD 2013 - 1 Projects to be reimbursed to CMWD To Date**  
**As of 2/29/2024**

Project No:    Project Name:	Costs
400 Ojai System Masterplan	375,336
420 Sunset Place Pipeline Replacement	785,031
421 Cuyama, Palomar and El Paseo Roads Pipeline Replacement	2,170,277
422 South San Antonio Street and Crestview Drive Pipeline	89,258
423 West and East Ojai Avenue Pipeline Replacement	4,673,329
424 Running Ridge Zone Hydraulic Improvement	451,282
425 Well Rehabilitation Replacement	1,614,203
426 Valve & Appurtenance Replacement	1,136,797
427 Fairview Pipeline Replacement	527,850
428 Mutual Wellfield Pipeline	167,657
429 Grand Ave Pipeline	56,651
430 Signal Booster Zone Hydraulic Improvements	165,699
431 Emily Street Pipeline Replacement	1,055,085
432 Casitas-Ojai System Interties	78,159
522 Ojai Arc Flash Study	119,839
611 Mutual Replacement Well	438,973
411 Replace San Antonio #3 Well	29,760
506 Ojai SCADA UPS Units	11,448
509 Hypochlorite Tanks OS	24,187
511 Ojai Wellfield Cla-Vals	4,274
512 Well Monitoring Upgrades 07/2018	1,521
514 Ojai Wellfield Mag Meters 07/2018	18,877
433 Ojai 12" pipeline replac	2,015,232
434 Heidelberger PP Ret. Wal	148,381
435 Plesant Ave/Daily Rd Pip	62,645
436 OWS Tank/Valt Fall Impro	23,274
437 Wellfield VFDs	436,715
438 Lion St PL/ Fairview Conn	762,333
646 OWS Arbolada Tank	64,982
673 Mutual Well #7	1,521,675
674 San Antonio Filter Upgrade	26,265
705 Heidelberger Pump Plant Fire Flow	0
706 Wellfield Eqpt & Hardware	4,995
746 Foothill Pipeline	9,172
<b>Project(s) Cost To Date:</b>	<b><u>19,071,161</u></b>

**CASITAS MUNICIPAL WATER DISTRICT  
TREASURER'S MONTHLY REPORT OF INVESTMENTS  
02/29/24**

Type of Invest	Institution	CUSIP	Date of Maturity	Original Cost	Current Mkt Value	Rate of Interest	Date of Deposit	% of Portfolio	Days to Maturity
*TB	Federal Home Loan Bank	3130AIXJ2	6/14/2024	\$941,144	\$838,891	2.875%	8/2/2016	9.68%	104
*TB	Federal Home Loan Bank	3130A5VW6	7/10/2025	\$1,025,110	\$970,590	2.700%	5/10/2017	11.20%	490
*TB	Federal National Assn	31315P2J7	5/1/2024	\$809,970	\$722,397	3.300%	5/25/2016	8.33%	61
*TB	Farmer MAC	31315PYF0	5/2/2028	\$512,355	\$472,300	2.925%	11/20/2017	5.45%	1502
*TB	Federal Farm CR Bank	31331VWN2	4/13/2026	\$940,311	\$726,547	5.400%	5/9/2016	8.38%	763
*TB	Farmer MAC	3133EEPH7	2/12/2029	\$480,251	\$442,657	2.710%	11/20/2017	5.11%	1782
*TB	Federal National Assn	3135G0K36	4/24/2026	\$2,532,940	\$2,376,125	2.125%	7/6/2010	27.41%	774
*TB	Federal National Assn	3135G0ZR7	9/6/2024	\$1,488,050	\$1,376,363	2.625%	5/25/2016	15.88%	186
*TB	US Treasury Note	9AMMF05B2	5/9/2024	\$750,000	\$742,448	5.200%	2/8/2024	8.57%	69
*TB	US Treasury Note	912797Z28	2/22/2024			5.320%	11/24/2023	0.00%	-8
<b>Total in Gov't Sec. (11-00-1055-00&amp;1065)</b>				<b>\$9,480,132</b>	<b>\$8,668,317</b>			<b>99.96%</b>	
<b>Total Certificates of Deposit:</b>				<b>\$0</b>	<b>\$0</b>			<b>0.00%</b>	
**	<b>LAIF as of 2/29/2024: (11-00-1050-00)</b>		N/A	<b>\$496</b>	<b>\$496</b>	3.36%	Estimated	<b>0.01%</b>	
***	<b>COVI as of 2/29/2024: (11-00-1060-00)</b>		N/A	<b>\$3,150</b>	<b>\$3,150</b>	3.59%	Estimated	<b>0.04%</b>	
<b>TOTAL FUNDS INVESTED</b>				<b>\$9,483,778</b>	<b>\$8,671,963</b>			<b>100.00%</b>	
Total Funds Invested last report				\$9,884,034	\$9,129,896				
Total Funds Invested 1 Yr. Ago				\$11,652,265	\$10,587,400				
****	<b>CASH IN BANK (11-00-1000-00) EST.</b>			<b>\$1,528,632</b>	<b>\$1,528,632</b>				
	<b>CASH IN Custody Money Market</b>			<b>\$1,108,121</b>	<b>\$1,108,121</b>				
<b>TOTAL CASH &amp; INVESTMENTS</b>				<b>\$12,120,531</b>	<b>\$11,308,716</b>				
TOTAL CASH & INVESTMENTS 1 YR AGO				\$18,631,498	\$17,566,632				

- \*CD CD - Certificate of Deposit
- \*TB TB - Federal Treasury Bonds or Bills
- \*\* Local Agency Investment Fund
- \*\*\* County of Ventura Investment Fund
- Estimated interest rate, actual not due at present time.
- \*\*\*\* Cash in bank

No investments were made pursuant to subdivision (i) of Section 53601, Section 53601.1 and subdivision (i) Section 53635 of the Government Code.  
All investments were made in accordance with the Treasurer's annual statement of investment policy.





**Casitas Municipal Water District  
Adjudication Charge Summary Report**

	2020 July	2020 August	2020 September	2020 October	2020 November	2020 December	2021 January	2021 February	2021 March	2021 April	2021 May	2021 June	YTD
Revenue	(48,685)	(48,893)	(48,945)	(49,160)	(49,090)	(48,787)	(49,013)	(48,754)	(48,737)	(49,088)	(48,639)	(46,304)	(584,095)
Expenses													-
Legal	-	26,378	15,228	-	29,451	4,917	4,625	14,288	1,344	32,955	15,958	23,411	168,555
Other Pro Fees	-	-	-	-	-	-	20,322	14,782	-	-	7,813	82,257	125,175
Bank Fees/ Bad Debt	-	-	-	-	130	-	-	-	-	-	-	-	130
<b>Net Total</b>	<b>(48,685)</b>	<b>(22,515)</b>	<b>(33,717)</b>	<b>(49,160)</b>	<b>(19,509)</b>	<b>(43,870)</b>	<b>(24,066)</b>	<b>(19,684)</b>	<b>(47,393)</b>	<b>(16,133)</b>	<b>(24,868)</b>	<b>59,364</b>	<b>(290,234)</b>
Cash Collected	948	2,630	44,674	48,421	47,746	50,454	48,260	46,160	52,298	46,680	49,070	46,673	484,014
Cash Disbursed	-	(26,378)	(15,228)	(0)	(29,573)	(4,917)	(24,955)	(29,070)	(1,344)	(32,955)	(23,771)	(63,445)	(251,637)
Accounts Payable	-	-	-	-	(8)	-	8	-	-	-	(0)	(42,224)	(42,224)
Accounts Receivable	47,737	46,263	4,271	738	1,344	(1,667)	754	2,594	(3,561)	2,408	(431)	(369)	100,081
<b>Net Total</b>	<b>48,685</b>	<b>22,515</b>	<b>33,717</b>	<b>49,160</b>	<b>19,509</b>	<b>43,870</b>	<b>24,066</b>	<b>19,684</b>	<b>47,393</b>	<b>16,133</b>	<b>24,868</b>	<b>(59,364)</b>	<b>290,235</b>
	2021 July	2021 August	2021 September	2021 October	2021 November	2021 December	2022 January	2022 February	2022 March	2022 April	2022 May	2022 June	YTD
Revenue	(48,514)	(48,430)	(48,489)	(48,520)	(48,464)	(48,355)	(48,545)	(48,400)	(48,345)	(48,018)	(48,499)	(48,384)	(1,165,058)
Expenses													-
Legal	-	1,908	12,847	9,838	24,067	38,114	-	54,949	46,935	140,549	23,364	23,200	544,326
Other Pro Fees	-	10,122	5,718	13,835	22,554	27,345	45,786	20,995	14,643	32,509	3,525	40,547	362,753
Bank Fees/ Bad Debt	-	-	-	-	-	-	-	-	-	-	-	366	496
<b>Net Total</b>	<b>(48,514)</b>	<b>(36,400)</b>	<b>(29,925)</b>	<b>(24,847)</b>	<b>(1,843)</b>	<b>17,104</b>	<b>(2,759)</b>	<b>27,545</b>	<b>13,233</b>	<b>125,040</b>	<b>(21,610)</b>	<b>15,729</b>	<b>(257,482)</b>
Cash Collected	50,335	46,498	49,795	48,266	47,348	49,062	48,507	46,747	49,424	49,471	47,847	38,475	1,055,791
Cash Disbursed	(32,144)	(22,110)	(18,564)	(23,673)	(46,621)	(65,459)	(45,786)	(75,944)	(61,578)	(173,058)	(27,233)	(50,036)	(893,842)
Accounts Payable	32,144	10,079	-	-	-	(0)	(0)	-	-	0	(0)	(18,525)	(18,525)
Accounts Receivable	(1,821)	1,932	(1,306)	253.23	1,115	(707)	38	1,652	(1,079)	(1,453)	995	14,356	114,058
<b>Net Total</b>	<b>48,514</b>	<b>36,400</b>	<b>29,925</b>	<b>24,847</b>	<b>1,843</b>	<b>(17,104)</b>	<b>2,759</b>	<b>(27,545)</b>	<b>(13,233)</b>	<b>(125,040)</b>	<b>21,610</b>	<b>(15,729)</b>	<b>257,483</b>
	2022 July	2022 August	2022 September	2022 October	2022 November	2022 December	2023 January	2023 February	2023 March	2023 April	2023 May	2023 June	YTD
Revenue	(48,398)	(48,148)	(48,782)	(48,086)	(47,956)	(47,524)	(48,058)	(47,688)	(47,608)	(48,083)	(47,618)	(48,052)	(1,741,058)
Expenses													-
Legal	-	5,074	14,677	9,730	3,297	9,242	2,154	20,342	3,836	-	25,310	15,576	653,563
Other Pro Fees	-	-	-	-	-	-	-	-	-	25,034	8,364	5,042	401,193
Bank Fees/ Bad Debt	-	-	-	-	-	-	-	-	-	-	-	-	496
<b>Net Total</b>	<b>(48,398)</b>	<b>(43,074)</b>	<b>(34,104)</b>	<b>(38,356)</b>	<b>(44,659)</b>	<b>(38,282)</b>	<b>(45,904)</b>	<b>(27,347)</b>	<b>(43,771)</b>	<b>(23,049)</b>	<b>(13,945)</b>	<b>(27,434)</b>	<b>(685,806)</b>
Cash Collected	50,433	47,420	46,609	48,163	48,583	50,058	47,867	48,288	48,508	43,525	48,181	209	1,583,636
Cash Disbursed	(13,303)	(10,296)	(14,677)	(9,730)	(3,297)	(66,922)	(2,154)	(11,156)	(3,836)	(25,034)	(23,703)	45,033	(1,032,916)
Accounts Payable	13,303	5,221	-	-	-	0	-	-	-	-	-	(6,698)	(6,698)
Accounts Receivable	(2,035)	728	2,173	(77)	(627)	55,146	191	(9,785)	(900)	4,557	(10,533)	(11,110)	141,784
<b>Net Total</b>	<b>48,398</b>	<b>43,074</b>	<b>34,104</b>	<b>38,356</b>	<b>44,659</b>	<b>38,282</b>	<b>45,904</b>	<b>27,347</b>	<b>43,771</b>	<b>23,049</b>	<b>13,945</b>	<b>27,434</b>	<b>685,806</b>
	2023 July	2023 August	2023 September	2023 October	2023 November	2023 December	2024 January	2024 February	2024 March	2024 April	2024 May	2024 June	YTD
Revenue	(47,664)	(47,838)	(47,657)	(47,714)	(47,846)	(47,663)	(47,609)	49	0	-	-	-	(2,075,000)
Expenses													-
Legal	(0)	-	14,885	4,286	1,925	-	-	-	-	-	-	-	674,659
Other Pro Fees	-	-	3,762	-	5,060	-	3,262	11,784	-	-	-	-	425,061
Bank Fees/ Bad Debt	-	-	-	-	-	-	-	-	-	-	-	-	496
<b>Net Total</b>	<b>(47,664)</b>	<b>(47,838)</b>	<b>(29,011)</b>	<b>(43,428)</b>	<b>(40,861)</b>	<b>(47,663)</b>	<b>(44,347)</b>	<b>11,833</b>	<b>0</b>	<b>-</b>	<b>-</b>	<b>-</b>	<b>(974,784)</b>
Cash Collected	70,201	58,274	47,448	48,001	45,552	46,809	49,478	46,685	1,925	-	-	-	1,998,010
Cash Disbursed	(6,698)	-	(18,647)	(4,286)	(6,985)	-	(3,262)	(11,784)	-	-	-	-	(1,084,578)
Accounts Payable	6,698	-	-	-	-	-	-	-	-	-	-	-	0
Accounts Receivable	(22,538)	(10,436)	209	(287)	2,294	853	(1,870)	(46,734)	(1,925)	-	-	-	61,352
<b>Net Total</b>	<b>47,664</b>	<b>47,838</b>	<b>29,011</b>	<b>43,428</b>	<b>40,861</b>	<b>47,663</b>	<b>44,347</b>	<b>(11,833)</b>	<b>(0)</b>	<b>-</b>	<b>-</b>	<b>-</b>	<b>974,784</b>
Note: Data as of 3/06/2024	-	-	-	-	-	-	-	-	(0.00)	-	-	-	913,433



**Consumption Report**

**Water Sales FY 2023-2024 (Acre-Feet)**

Classification	Jul	Aug	Sep	Oct	Nov	Dec	Jan	Feb	Mar	Apr	May	Jun	Month to Date		
													2023/ 2024	2022/ 2023	
													Total	Total	
AD Ag-Domestic	293	212	227	224	174	113	17	-	-	-	-	-	-	1,259	1,615
MAD Ag-Domestic Multi	9	9	7	9	7	4	0	-	-	-	-	-	-	45	69
AG Ag	181	120	134	161	117	61	12	-	-	-	-	-	-	787	1,004
C Commercial	103	78	68	73	51	37	25	-	-	-	-	-	-	434	522
DI Interdepartmental	20	19	20	15	12	3	5	-	-	-	-	-	-	93	42
F Fire	-	-	0	-	-	-	0	-	-	-	-	-	-	0	0
I Industrial	2	2	2	2	2	1	1	-	-	-	-	-	-	12	8
OT Other	26	21	23	22	14	10	6	-	-	-	-	-	-	121	135
R Residential	206	200	198	191	155	133	90	-	-	-	-	-	-	1,173	1,204
RM Residential Multi	28	29	29	28	26	25	17	-	-	-	-	-	-	182	181
RS - P Resale Pumped	6	5	7	5	2	2	1	-	-	-	-	-	-	29	461
RS - G Resale Gravity	50	46	37	138	172	102	33	-	-	-	-	-	-	577	898
TE Temporary	3	2	8	2	4	0	0	-	-	-	-	-	-	19	12
<b>Total</b>	<b>925</b>	<b>744</b>	<b>759</b>	<b>869</b>	<b>736</b>	<b>491</b>	<b>207</b>	<b>-</b>	<b>-</b>	<b>-</b>	<b>-</b>	<b>-</b>	<b>-</b>	<b>4,731</b>	<b>6,151</b>
<b>CMWD</b>	<b>766</b>	<b>586</b>	<b>600</b>	<b>713</b>	<b>609</b>	<b>368</b>	<b>125</b>	<b>-</b>	<b>-</b>	<b>-</b>	<b>-</b>	<b>-</b>	<b>-</b>	<b>3,767</b>	<b>5,163</b>
<b>OJAI</b>	<b>160</b>	<b>158</b>	<b>159</b>	<b>157</b>	<b>127</b>	<b>123</b>	<b>82</b>	<b>-</b>	<b>-</b>	<b>-</b>	<b>-</b>	<b>-</b>	<b>-</b>	<b>965</b>	<b>988</b>
<b>Total 2022 / 2023</b>	<b>1,141</b>	<b>1,342</b>	<b>1,359</b>	<b>1,034</b>	<b>638</b>	<b>356</b>	<b>281</b>	<b>205</b>	<b>185</b>	<b>352</b>	<b>592</b>	<b>712</b>	<b>-</b>	<b>N/A</b>	<b>8,198</b>



**Casitas Municipal Water District**  
**Revenue & Expense Report**  
**For the Month Ending, December 31st, 2023**

% of the Year Completed: 50.00%

	Current Budget (a)	Current Period Balance	Year to Date Balance (b) FY2024	Prior Year to Date Balance FY2023
Water Sales	9,285,340	386,909	3,684,088	4,712,004
Water Standby	6,278,140	474,237	2,842,895	2,833,896
Water Delinquency & Penalties	114,008	9,101	72,404	459,395
Water Other	32,625	1,050	11,840	15,735
Recreation- Operations	4,853,824	162,007	1,911,286	1,656,349
Recreation- Water Park	1,325,226	-	1,004,706	345,862
Miscellaneous Operational	44,040	-	80,669	2,251
<b>Subtotal Operating Revenue (d)</b>	<b>21,933,203</b>	<b>1,033,303</b>	<b>9,607,888</b>	<b>10,025,492</b>
Miscellaneous Non-Operational	1,696,149	1,471,457	1,636,104	356,297
Grants/ Reimbursements	4,009,625	-	125,151	9,316
Taxes & Assessments	7,357,558	3,966,086	3,966,086	4,032,973
Miscellaneous	-	-	-	-
<b>Subtotal Non-Operating Revenue (e)</b>	<b>13,063,332</b>	<b>5,437,543</b>	<b>5,727,342</b>	<b>4,398,586</b>
<b>Total Revenue (d+e)</b>	<b>34,996,535</b>	<b>6,470,846</b>	<b>15,335,229</b>	<b>14,424,078</b>

Total Encumbered (c)	Budget Remaining (a)-(b)-(c)	% YTD Budget (b)/(a)	% YTD Budget Encumbered (b+c)/(a)
-	5,601,252	39.68%	39.68%
-	3,435,245	45.28%	45.28%
-	41,604	63.51%	63.51%
-	20,785	36.29%	36.29%
-	2,942,538	39.38%	39.38%
-	320,520	75.81%	75.81%
-	(36,629)	183.17%	183.17%
-	<b>12,325,315</b>	<b>43.81%</b>	<b>43.81%</b>
-	60,045	96.46%	96.46%
-	3,884,474	3.12%	3.12%
-	3,391,472	53.90%	53.90%
-	-	0.00%	0.00%
-	<b>7,335,990</b>	<b>43.84%</b>	<b>43.84%</b>
-	<b>19,661,306</b>	<b>43.82%</b>	<b>43.82%</b>

**Expenses**

Administration	1,281,181	102,641	898,287	863,691
Board of Directors	189,759	8,183	50,890	57,280
District Maintenance	719,125	58,190	323,665	285,335
Electrical Mechanical	3,025,250	221,018	1,365,196	1,716,898
Engineering	1,571,740	118,381	697,683	703,645
Fisheries	707,807	60,562	315,615	252,783
General O&M	736,536	57,601	341,583	317,870
Human Resources	594,326	40,231	464,640	399,303
Information Technology	466,788	41,420	226,729	195,374
Management	1,394,722	80,289	533,660	572,426
Pipeline	1,797,706	107,022	609,009	757,598
Recreation - Operations / Maint. / PR / Water Pk	5,508,464	332,730	2,605,212	2,069,476
Retirees	367,986	28,982	173,891	167,760
Safety / Garage	271,098	17,867	139,633	156,153
Utilities Maintenance	945,830	89,971	488,907	493,281
Water Conservation - P/R	745,634	46,458	360,168	318,796
Water Quality- Lab	1,016,000	54,429	368,873	374,652
Water Treatment	2,514,243	194,841	1,142,198	1,182,477
<b>Total Operating Expenses (f)</b>	<b>23,854,195</b>	<b>1,660,817</b>	<b>11,105,837</b>	<b>10,884,796</b>
<b>Net, Operating gain/(loss) (d-f)</b>	<b>(1,920,992)</b>	<b>(627,514)</b>	<b>(1,497,949)</b>	<b>(859,304)</b>
<b>Net, total gain/(loss) (d+e-f)</b>	<b>11,142,340</b>	<b>4,810,029</b>	<b>4,229,392</b>	<b>3,539,282</b>

20,407	362,487	70.11%	71.71%
-	138,869	26.82%	26.82%
7,521	387,939	45.01%	46.05%
78,526	1,581,528	45.13%	47.72%
88,252	785,804	44.39%	50.00%
-	392,192	44.59%	44.59%
137	394,816	46.38%	46.40%
-	129,686	78.18%	78.18%
17,820	222,238	48.57%	52.39%
7,450	853,612	38.26%	38.80%
53,030	1,135,667	33.88%	36.83%
4,494	2,898,758	47.29%	47.38%
-	194,096	47.25%	47.25%
158	131,308	51.51%	51.56%
5,934	450,990	51.69%	52.32%
164	385,302	48.30%	48.33%
40,014	607,113	36.31%	40.24%
308,818	1,063,227	45.43%	57.71%
<b>632,725</b>	<b>12,115,633</b>	<b>46.56%</b>	<b>49.21%</b>

Debt Service	Current Budget (a)	Current Period Balance	Year to Date Balance (b)	Prior Year to Date Balance
CFD 2013-1	2,860,290	7,583	1,157,998	1,169,936
USBR- Dam Safety Loan	77,228	-	-	-
State Water Project	1,167,681	228,722	621,647	833,329
Aquatic Play Structure	326,376	-	-	-
<b>Total Debt Service</b>	<b>4,431,575</b>	<b>236,305</b>	<b>1,779,645</b>	<b>2,003,265</b>

Total Encumbered (c)	Budget Remaining (a)-(b)-(c)	% YTD Budget (b)/(a)	% YTD Budget encumbered (b+c)/(a)
-	1,702,292	40.49%	40.49%
-	77,228	0.00%	0.00%
-	546,034	53.24%	53.24%
-	326,376	0.00%	0.00%
<b>-</b>	<b>2,651,930</b>	<b>40.16%</b>	<b>40.16%</b>

Capital	Current Budget (a)	Current Period Balance	Year to Date Balance (b) FY2024	Prior Year to Date Balance
Administration	-	-	-	-
Board of Directors	-	-	-	-
District Maintenance	-	-	-	12,000
Electrical Mechanical	105,600	379	36,418	93,610
Engineering	8,018,500	98,622	1,285,645	1,145,238
Engineering- CFD	1,268,655	247,795	1,093,342	1,951,337
Fisheries	-	-	-	-
General O&M	-	-	-	-
Information Technology	-	-	-	-
Management	-	-	-	-
Pipeline	172,000	-	15,160	972
Recreation - Operations / Maint. / PR / Water Pk	286,932	164,821	179,450	193,823
Recreation - Aquatic Play Structure	-	-	44,168	1,197,905
Retirees	-	-	-	-
Safety / Garage	270,683	-	76,452	53,974
Utilities Maintenance	90,400	-	14,021	101,540
Water Conservation - P/R	-	-	-	-
Water Quality- Lab	451,125	18,511	47,729	34,245
Water Treatment	268,750	-	104,846	207,249
<b>Total Capital</b>	<b>10,932,645</b>	<b>530,128</b>	<b>2,897,229</b>	<b>4,991,893</b>

Total Encumbered (c)	Budget Remaining (a)-(b)-(c)	% YTD Budget (b)/(a)	% YTD Budget encumbered (b+c)/(a)
-	-	0.00%	0.00%
-	-	0.00%	0.00%
-	-	0.00%	0.00%
26,012	43,170	34.49%	59.12%
2,504,114	4,228,741	16.03%	47.26%
1,067,477	(892,164)	86.18%	170.32%
-	-	0.00%	0.00%
-	-	0.00%	0.00%
-	-	0.00%	0.00%
-	156,840	8.81%	8.81%
31,863	75,619	62.54%	73.65%
-	(44,168)	0.00%	0.00%
-	-	0.00%	0.00%
-	194,231	28.24%	28.24%
49,766	26,614	15.51%	70.56%
-	-	0.00%	0.00%
20,688	382,709	10.58%	15.17%
18,401	145,503	39.01%	45.86%
<b>3,718,321</b>	<b>4,317,094</b>	<b>26.50%</b>	<b>60.51%</b>

Rincon Erosion Repair (7/12)	30,000
Fairview Reservoir Access Road (8/23)	85,934
Water Rate Study Consultant (9/13)	29,665
Paving (9/13)	200,000
Yeh & Associates Generator (9/13)	200,000
LCRA- Road Paving (9/13)	20,000
USBR- Robles Diversion (11/8)	20,000
Relocation of Service Line (1/10)	49,000
<b>Board Approved unbudgeted items</b>	<b>634,599</b>

<b>Net assets, End of year</b>	(4,856,479)	4,043,596	(447,482)	(3,455,876)
(Total Revenue-Total Expenses-Total Debt Service-Total Capital-Unbudgeted Items)				

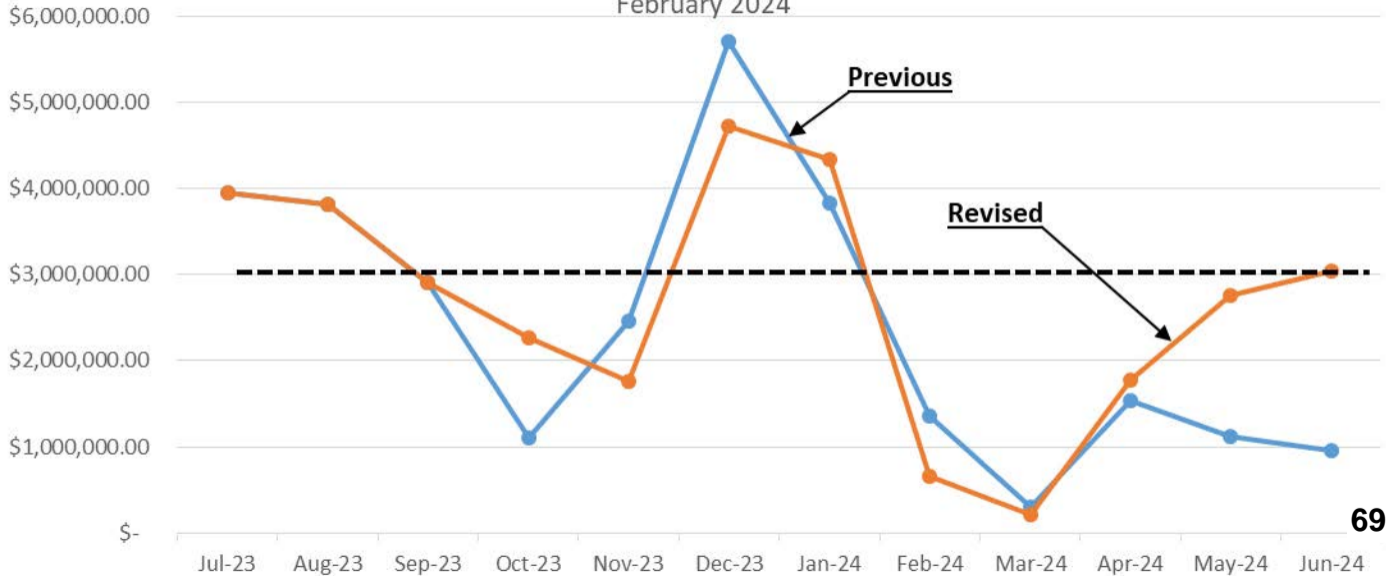
	Beginning of Fiscal Year Balance	Year to Date Balance
General Fund Balance	3,633,175	4,727,937
U.S Bank Investments	10,626,152	9,109,633
U.S Bank Money Market Account	8,647	1,663,581
LAIF	485	496
County of Ventura Investment (COVI)	3,071	3,150
CFD-2013-1 Improvement Bond	2,296,697	793,215
<b>Total Reserves</b>	<b>16,568,227</b>	<b>16,298,012</b>

December Summary

- The Ojai system makes up approximately 27% of the total YTD water sales and standby revenue.
- Received property tax deposits totaling almost \$4 million of which \$1.6million is for CFD 2013-1 assessment, \$1.7 million is related to 1% allocation, and \$634k relates to State Water Project.
- \$1.375 million in misc.-non operational is recognizing the sale of SWP water to United Water Conservation.
- Engineering capital expense line item include approx. \$15k in damages sustained from the January 2023 storm and fiscal year to date total of about \$391k. Approx. \$55k relates to the Rincon Generator project and \$19k in paving.
- LCRA capital include road repairs of which \$89k will be reimbursed in January from USBR
- Engineering encumbered funds include \$965k for the Ventura- Santa

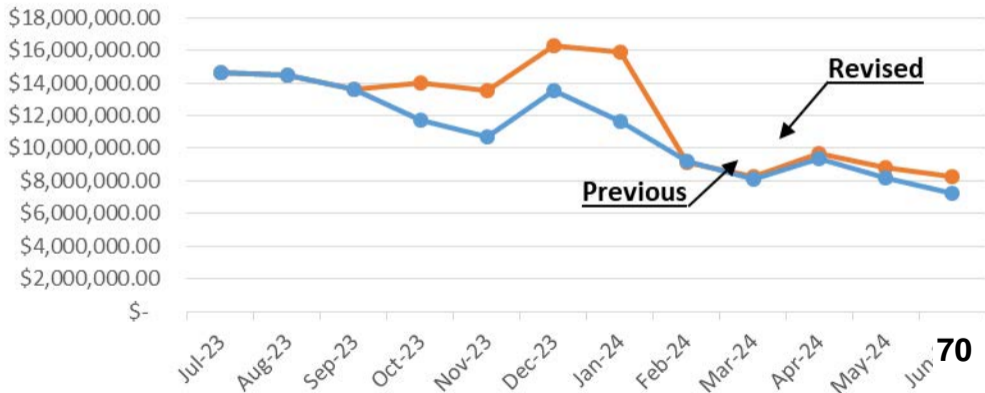
# Casitas Bank Balance Projection

February 2024



# Cash Reserves Projection

February 2024  
(Excl. CFD Funds)



CASITAS MUNICIPAL WATER DISTRICT  
 REVENUE & EXPENSE REPORT (UNAUDITED)  
 AS OF: DECEMBER 31ST, 2023

11 -GENERAL FUND  
 FINANCIAL SUMMARY

% OF YEAR COMPLETED: 50.00

	CURRENT BUDGET	CURRENT PERIOD	YEAR TO DATE BALANCE	PRIOR YEAR YEAR TO DATE	TOTAL ENCUMBERED	TOTAL BALANCE	% YTD BUDGET
<u>REVENUE SUMMARY</u>							
<u>NON DEPARTMENTAL</u>							
WATER SALES	9,285,340	386,908.67	3,684,088.04	4,712,003.52	0.00	5,601,251.96	39.68
WATER SERVICES	17,625	300.00	6,650.00	15,735.00	0.00	10,975.00	37.73
WATER STANDBY	6,278,140	474,236.95	2,842,895.23	2,833,895.74	0.00	3,435,244.77	45.28
WATER DELINQUNCY	114,008	9,100.66	72,403.52	459,395.10	0.00	41,604.48	63.51
WATER REVENUE OTHER	1,464,472	1,413,021.21	1,459,802.42	224,152.08	0.00	4,669.58	99.68
CAPITAL FACILITIES	44,040	0.00	80,668.86	1,834.74	0.00	( 36,628.86)	183.17
INTEREST	246,677	59,185.67	181,492.01	133,237.61	0.00	65,184.99	73.57
TAXES & ASSESSMENTS	2,880,424	1,687,081.50	1,687,081.50	1,613,483.69	0.00	1,193,342.50	58.57
OTHER GOVT. AGENCIES	4,026,475	0.00	125,150.91	12,033.47	0.00	3,901,324.09	3.11
MISCELLANEOUS REVENUES	342,373	0.00	0.00	8,589.31	0.00	342,373.00	0.00
TOTAL NON DEPARTMENTAL	24,699,574	4,029,834.66	10,140,232.49	10,014,360.26	0.00	14,559,341.51	41.05
<u>RECREATION - OPERATIONS</u>							
RECREATION PARK	4,663,367	151,793.41	1,787,527.60	1,568,274.96	0.00	2,875,839.40	38.33
RECREATION-CONCESSION	190,457	10,208.20	123,905.59	87,985.28	0.00	66,551.41	65.06
RECREATION OTHER	0	5.00	( 146.83)	88.55	0.00	146.83	0.00
TOTAL RECREATION - OPERATIONS	4,853,824	162,006.61	1,911,286.36	1,656,348.79	0.00	2,942,537.64	39.38
<u>RECREATION - WATER PARK</u>							
RECREATION-CONCESSION	7,125	0.00	11,606.74	4,440.92	0.00	( 4,481.74)	162.90
RECREATION-WATER PARK	1,318,101	0.00	993,099.00	341,421.50	0.00	325,002.00	75.34
TOTAL RECREATION - WATER PARK	1,325,226	0.00	1,004,705.74	345,862.42	0.00	320,520.26	75.81
TOTAL REVENUES	30,878,624	4,191,841.27	13,056,224.59	12,016,571.47	0.00	0.00	42.28

CASITAS MUNICIPAL WATER DISTRICT  
 REVENUE & EXPENSE REPORT (UNAUDITED)  
 AS OF: DECEMBER 31ST, 2023

11 -GENERAL FUND  
 FINANCIAL SUMMARY

% OF YEAR COMPLETED: 50.00

	CURRENT BUDGET	CURRENT PERIOD	YEAR TO DATE BALANCE	PRIOR YEAR YEAR TO DATE	TOTAL ENCUMBERED	TOTAL BALANCE	% YTD BUDGET
<u>EXPENDITURE SUMMARY</u>							
<u>RETIREES</u>							
Benefits	367,987	28,981.75	173,890.50	167,759.66	0.00	194,096.59	47.25
TOTAL RETIREES	367,987	28,981.75	173,890.50	167,759.66	0.00	194,096.59	47.25
<u>BOARD OF DIRECTORS</u>							
Salaries	104,554	3,920.76	25,267.12	26,791.86	0.00	79,286.48	24.17
Benefits	56,125	4,118.24	24,842.84	25,901.96	0.00	31,281.66	44.26
Services & Supplies	29,080	144.03	780.15	4,585.86	0.00	28,299.85	2.68
TOTAL BOARD OF DIRECTORS	189,758	8,183.03	50,890.11	57,279.68	0.00	138,867.99	26.82
<u>MANAGEMENT</u>							
Salaries	721,216	56,235.55	354,174.73	350,071.67	0.00	367,041.69	49.11
Benefits	275,427	17,025.82	109,920.84	99,653.43	0.00	165,506.26	39.91
Services & Supplies	398,078	7,027.83	69,564.09	122,700.79	7,450.00	321,064.23	19.35
TOTAL MANAGEMENT	1,394,722	80,289.20	533,659.66	572,425.89	7,450.00	853,612.18	38.80
<u>HUMAN RESOURCES</u>							
Salaries	163,155	15,691.00	81,477.57	79,591.39	0.00	81,677.63	49.94
Benefits	76,240	5,952.63	36,252.55	25,031.85	0.00	39,987.13	47.55
Services & Supplies	354,930	18,587.82	346,909.74	294,679.62	0.00	8,020.26	97.74
TOTAL HUMAN RESOURCES	594,325	40,231.45	464,639.86	399,302.86	0.00	129,685.02	78.18
<u>INFORMATION TECHNOLOGY</u>							
Salaries	268,642	27,150.08	135,727.86	125,221.34	0.00	132,913.67	50.52
Benefits	136,482	10,299.40	65,123.22	51,975.74	0.00	71,358.52	47.72
Services & Supplies	61,665	3,970.84	25,878.36	18,176.80	17,820.28	17,966.40	70.86
TOTAL INFORMATION TECHNOLOGY	466,788	41,420.32	226,729.44	195,373.88	17,820.28	222,238.59	52.39
<u>WATER CONSERVATION</u>							
Salaries	428,867	33,694.20	216,699.57	191,188.43	0.00	212,167.23	50.53
Benefits	137,782	8,690.93	61,670.07	71,720.45	0.00	76,112.08	44.76
Services & Supplies	178,985	4,072.77	81,798.09	55,886.99	164.00	97,022.57	45.79
TOTAL WATER CONSERVATION	745,634	46,457.90	360,167.73	318,795.87	164.00	385,301.88	48.33
<u>FISHERIES</u>							
Salaries	447,090	44,271.31	215,144.85	170,166.02	0.00	231,944.92	48.12
Benefits	194,722	14,868.21	91,183.50	70,227.80	0.00	103,538.40	46.83
Services & Supplies	65,995	1,422.68	9,286.24	12,389.42	0.00	56,708.80	14.07
TOTAL FISHERIES	707,807	60,562.20	315,614.59	252,783.24	0.00	392,192.12	44.59
<u>ADMINISTRATION SERVICES</u>							
Salaries	845,987	65,185.87	407,560.70	391,557.99	0.00	438,426.24	48.18
Benefits	362,946	26,318.06	166,987.08	164,154.64	0.00	195,958.95	46.01
Services & Supplies	692,215	11,137.00	323,739.52	307,947.13	20,406.72	348,069.24	49.72
Other Operating Expenses	(542,739)	0.00	0.00	0.00	0.00	(542,739.25)	0.00
TOTAL ADMINISTRATION SERVICES	1,358,409	102,640.93	898,287.30	863,659.76	20,406.72	439,715.18	67.63



CASITAS MUNICIPAL WATER DISTRICT  
 REVENUE & EXPENSE REPORT (UNAUDITED)  
 AS OF: DECEMBER 31ST, 2023

11 -GENERAL FUND  
 FINANCIAL SUMMARY

% OF YEAR COMPLETED: 50.00

	CURRENT BUDGET	CURRENT PERIOD	YEAR TO DATE BALANCE	PRIOR YEAR YEAR TO DATE	TOTAL ENCUMBERED	TOTAL BALANCE	% YTD BUDGET
<u>WAREHOUSE</u>							
Services & Supplies	0	0.00	0.00	30.89	0.00	0.00	0.00
TOTAL WAREHOUSE	0	0.00	0.00	30.89	0.00	0.00	0.00
<u>GARAGE</u>							
Salaries	13,244	0.00	0.00	463.21	0.00	13,244.00	0.00
Benefits	4,623	0.00	0.00	665.67	0.00	4,623.31	0.00
Services & Supplies	54,152	2,389.59	36,953.38	41,092.15	157.52	17,041.10	68.53
Services & Supplies-W.O.	255,683	0.00	76,451.56	53,907.49	0.00	179,231.53	29.90
TOTAL GARAGE	327,702	2,389.59	113,404.94	96,128.52	157.52	214,139.94	34.65
<u>SAFETY</u>							
Salaries	129,042	10,595.67	66,127.30	68,776.74	0.00	62,914.30	51.24
Benefits	44,715	3,749.27	23,081.05	29,923.82	0.00	21,633.78	51.62
Services & Supplies	25,320	1,132.39	13,471.07	15,231.37	0.00	11,848.75	53.20
Services & Supplies-W.O.	15,000	0.00	0.00	66.82	0.00	15,000.00	0.00
TOTAL SAFETY	214,076	15,477.33	102,679.42	113,998.75	0.00	111,396.83	47.96
<u>ENGINEERING</u>							
Salaries	949,133	67,486.79	426,817.59	415,338.22	0.00	522,315.49	44.97
Benefits	315,633	19,498.91	133,579.61	140,079.73	0.00	182,052.91	42.32
Services & Supplies	306,975	31,395.65	137,286.14	148,226.65	88,252.41	81,436.48	73.47
Salaries - Work Orders	0	4,330.29	29,583.08	21,386.11	0.00	( 29,583.08)	0.00
Benefits - Work Orders	0	111.40	3,362.16	2,623.06	0.00	( 3,362.16)	0.00
Services & Supplies-W.O.	9,287,155	340,126.65	2,251,350.38	3,072,566.23	3,571,591.50	3,464,213.12	62.70
TOTAL ENGINEERING	10,858,896	462,949.69	2,981,978.96	3,800,220.00	3,659,843.91	4,217,072.76	61.16
<u>WATER QUALITY - LAB</u>							
Salaries	395,268	30,876.56	194,434.26	185,828.72	0.00	200,833.33	49.19
Benefits	183,935	14,415.35	88,401.95	90,998.32	0.00	95,533.34	48.06
Services & Supplies	436,797	9,136.85	86,036.99	97,824.70	40,013.54	310,746.68	28.86
Services & Supplies-W.O.	451,125	18,511.24	47,728.79	34,244.59	20,687.52	382,708.98	15.17
TOTAL WATER QUALITY - LAB	1,467,125	72,940.00	416,601.99	408,896.33	60,701.06	989,822.33	32.53
<u>UTILITIES MAINTENANCE</u>							
Salaries	437,692	40,745.18	238,216.03	230,993.50	0.00	199,475.69	54.43
Benefits	210,418	16,715.87	100,259.41	107,581.24	0.00	110,158.90	47.65
Services & Supplies	297,720	32,509.53	150,431.23	154,705.87	5,933.51	141,355.47	52.52
Salaries - Work Orders	0	0.00	353.70	0.00	0.00	( 353.70)	0.00
Benefits - Work Orders	0	0.00	27.07	0.00	0.00	( 27.07)	0.00
Services & Supplies-W.O.	90,400	0.00	14,043.31	101,540.13	49,765.64	26,591.05	70.59
TOTAL UTILITIES MAINTENANCE	1,036,230	89,970.58	503,330.75	594,820.74	55,699.15	477,200.34	53.95
<u>ELECTRICAL MECHANICAL</u>							
Salaries	528,169	33,809.82	227,869.41	334,630.77	0.00	300,299.92	43.14
Benefits	188,399	9,078.16	79,651.00	127,210.05	0.00	108,747.74	42.28
Services & Supplies	2,308,681	178,130.09	1,057,675.38	1,255,057.19	78,526.31	1,172,479.31	49.21
Services & Supplies-W.O.	105,600	378.68	36,417.99	93,610.19	26,012.05	43,169.96	59.12
TOTAL ELECTRICAL MECHANICAL	3,130,849	221,396.75	1,401,613.78	1,810,508.20	104,538.36	1,624,696.93	48.11

CASITAS MUNICIPAL WATER DISTRICT  
 REVENUE & EXPENSE REPORT (UNAUDITED)  
 AS OF: DECEMBER 31ST, 2023

11 -GENERAL FUND  
 FINANCIAL SUMMARY

% OF YEAR COMPLETED: 50.00

	CURRENT BUDGET	CURRENT PERIOD	YEAR TO DATE BALANCE	PRIOR YEAR YEAR TO DATE	TOTAL ENCUMBERED	TOTAL BALANCE	% YTD BUDGET
<u>DIST MAINT - PIPELINE</u>							
Salaries	624,681	44,227.75	240,881.50	299,071.33	0.00	383,799.89	38.56
Benefits	249,870	17,482.32	105,864.94	127,446.26	0.00	144,005.36	42.37
Services & Supplies	923,153	45,311.86	262,262.87	331,080.44	53,030.04	607,860.30	34.15
Salaries - Work Orders	0	1,689.79	70,053.50	0.00	0.00	( 70,053.50)	0.00
Benefits - Work Orders	0	158.83	6,198.87	0.00	0.00	( 6,198.87)	0.00
Services & Supplies-W.O.	172,000	0.00	16,511.87	971.99	0.00	155,488.13	9.60
TOTAL DIST MAINT - PIPELINE	1,969,705	108,870.55	701,773.55	758,570.02	53,030.04	1,214,901.31	38.32
<u>WATER TREATMENT</u>							
Salaries	874,366	60,396.71	421,991.45	440,278.43	0.00	452,374.07	48.26
Benefits	407,981	31,269.28	189,193.94	190,946.93	0.00	218,786.99	46.37
Services & Supplies	1,231,896	103,174.93	531,012.28	551,251.52	308,818.28	392,065.47	68.17
Salaries - Work Orders	0	0.00	1,674.21	0.00	0.00	( 1,674.21)	0.00
Benefits - Work Orders	0	0.00	125.73	0.00	0.00	( 125.73)	0.00
Services & Supplies-W.O.	268,750	0.00	104,973.66	207,249.11	18,401.43	145,374.91	45.91
TOTAL WATER TREATMENT	2,782,992	194,840.92	1,248,971.27	1,389,725.99	327,219.71	1,206,801.50	56.64
<u>OPERATIONS - MAINTENANCE</u>							
Salaries	311,284	24,850.14	124,582.09	124,753.00	0.00	186,701.48	40.02
Benefits	119,252	16,091.17	93,345.72	65,143.02	0.00	25,906.35	78.28
Services & Supplies	288,588	17,248.97	105,736.76	95,439.25	7,521.24	175,329.82	39.25
Salaries - Work Orders	0	0.00	10,336.41	0.00	0.00	( 10,336.41)	0.00
Benefits - Work Orders	0	0.00	793.51	0.00	0.00	( 793.51)	0.00
Services & Supplies-W.O.	0	0.00	736.59	12,000.00	0.00	( 736.59)	0.00
TOTAL OPERATIONS - MAINTENANCE	719,123	58,190.28	335,531.08	297,335.27	7,521.24	376,071.14	47.70
<u>GENERAL O&amp;M</u>							
Salaries	468,482	36,255.61	230,269.74	225,333.49	0.00	238,212.15	49.15
Benefits	258,060	13,750.70	90,549.62	90,444.15	0.00	167,510.63	35.09
Services & Supplies	9,994	7,595.11	20,763.37	2,092.66	136.80	( 10,906.17)	209.13
Salaries - Work Orders	0	0.00	2,526.72	0.00	0.00	( 2,526.72)	0.00
Benefits - Work Orders	0	0.00	362.28	0.00	0.00	( 362.28)	0.00
TOTAL GENERAL O&M	736,536	57,601.42	344,471.73	317,870.30	136.80	391,927.61	46.79
<u>RECREATION - OPERATIONS</u>							
Salaries	1,180,603	135,819.46	748,178.28	617,678.95	0.00	432,425.03	63.37
Benefits	397,721	35,385.21	214,846.84	233,831.03	0.00	182,874.55	54.02
Services & Supplies	318,150	29,658.92	149,229.99	151,661.83	( 40.80)	168,960.81	46.89
Other Operating Expenses	542,739	0.00	0.00	0.00	0.00	542,739.25	0.00
TOTAL RECREATION - OPERATIONS	2,439,214	200,863.59	1,112,255.11	1,003,171.81	( 40.80)	1,326,999.64	45.60
<u>RECREATION - MAINTENANCE</u>							
Salaries	710,843	48,454.54	311,228.05	277,457.42	0.00	399,614.94	43.78
Benefits	235,959	17,430.86	106,486.86	84,559.77	0.00	129,471.87	45.13
Services & Supplies	461,506	32,013.91	394,815.69	261,982.38	4,118.69	62,571.96	86.44
Services & Supplies-W.O.	255,125	163,877.32	176,265.70	189,608.32	31,863.33	46,995.67	81.58
TOTAL RECREATION - MAINTENANCE	1,663,433	261,776.63	988,796.30	813,607.89	35,982.02	638,654.44	61.61

CASITAS MUNICIPAL WATER DISTRICT  
 REVENUE & EXPENSE REPORT (UNAUDITED)  
 AS OF: DECEMBER 31ST, 2023

11 -GENERAL FUND  
 FINANCIAL SUMMARY

% OF YEAR COMPLETED: 50.00

	CURRENT BUDGET	CURRENT PERIOD	YEAR TO DATE BALANCE	PRIOR YEAR YEAR TO DATE	TOTAL ENCUMBERED	TOTAL BALANCE	% YTD BUDGET
<u>RECREATION - PUBLIC REL</u>							
Salaries	322,873	0.00	0.00	4,546.16	0.00	322,873.30	0.00
Benefits	56,171	0.00	0.00	3,986.54	0.00	56,170.71	0.00
Services & Supplies	220,100	10,950.59	123,837.13	88,037.15	0.00	96,262.87	56.26
Services & Supplies-W.O.	25,000	0.00	0.00	0.00	0.00	25,000.00	0.00
TOTAL RECREATION - PUBLIC REL	624,144	10,950.59	123,837.13	96,569.85	0.00	500,306.88	19.84
<u>RECREATION - WATER PARK</u>							
Salaries	686,746	13,208.54	356,559.71	220,890.92	0.00	330,186.53	51.92
Benefits	113,566	5,769.32	53,774.41	40,183.07	0.00	59,791.87	47.35
Services & Supplies	587,864	4,038.28	146,254.96	84,660.76	416.44	441,192.53	24.95
Services & Supplies-W.O.	6,807	943.82	3,183.91	4,214.44	0.00	3,623.09	46.77
TOTAL RECREATION - WATER PARK	1,394,983	23,959.96	559,772.99	349,949.19	416.44	834,794.02	40.16
TOTAL EXPENDITURES	35,190,440	2,190,944.66	13,958,898.19	14,678,784.59	4,351,046.45	16,880,495.22	52.03
REVENUE OVER/(UNDER) EXPENDITURES	( 4,311,816)	2,000,896.61	( 902,673.60)	( 2,662,213.12)	( 4,351,046.45)	(16,880,495.22)	121.84

CASITAS MUNICIPAL WATER DISTRICT  
 REVENUE & EXPENSE REPORT (UNAUDITED)  
 AS OF: DECEMBER 31ST, 2023

11 -GENERAL FUND  
 FINANCIAL SUMMARY

% OF YEAR COMPLETED: 50.00

	CURRENT BUDGET	CURRENT PERIOD	YEAR TO DATE BALANCE	PRIOR YEAR YEAR TO DATE	TOTAL ENCUMBERED	TOTAL BALANCE	% YTD BUDGET
<u>SUMMARY OF EXPENSES</u>							
SALARIES	10,056,986	782,962.39	4,637,457.29	4,565,807.51	0.00	5,419,528.50	46.11
BENEFITS	4,012,681	293,844.38	1,842,172.43	1,852,890.36	0.00	2,170,509.00	45.91
SERVICES & SUPPLIES	10,188,128	584,009.87	4,626,207.47	4,466,098.24	632,724.98	4,929,195.11	51.62
SALARIES-WORK ORDERS	0	6,020.08	114,527.62	21,386.11	0.00	( 114,527.62)	0.00
BENEFITS-WORK ORDERS	0	270.23	10,869.62	2,623.06	0.00	( 10,869.62)	0.00
SERVICES & SUPPLIES - W.O.	<u>10,932,645</u>	<u>523,837.71</u>	<u>2,727,663.76</u>	<u>3,769,979.31</u>	<u>3,718,321.47</u>	<u>4,486,659.85</u>	<u>58.96</u>
TOTAL EXPENDITURES	35,190,440	2,190,944.66	13,958,898.19	14,678,784.59	4,351,046.45	16,880,495.22	52.03

